



Immunizations in Iowa 2018 Annual Report



Iowa Department of Public Health

Protecting and Improving the Health of Iowans



Iowa Immunization Program
Bureau of Immunization and TB
Division of Acute Disease Prevention, Emergency Response, and Environmental Health (ADPER and EH)
July 22, 2019

Acknowledgements

Iowa Department of Public Health. Bureau of Immunization and Tuberculosis. *2018 Immunization Annual Report*. Des Moines: Iowa Department of Public Health, 2019.

<http://www.idph.iowa.gov/immtb/immunization>

Gov. Kim Reynolds

Lt. Gov. Adam Gregg

IDPH Director Gerd W. Clabaugh

Report Contact Information:

Bethany Kintigh, Immunization Program Manager

Don Callaghan, Bureau Chief

1-800-831-6293

Table of Contents

Acknowledgements.....	ii
Table of Contents.....	iii
List of Tables and Figures.....	iv
List of Acronyms.....	2
Immunization Program Funding	3
Vaccine Funds	3
Immunization Education	4
2018 Immunization Update	4
Brochures and Print Materials	4
Immunization Consultation and Program Updates	4
IRIS	5
IRIS Trainings.....	5
IRIS Users and Organizations	5
Interoperability with IRIS	5
IRIS Enhancements.....	6
IRIS Records.....	6
Vaccines for Children Program	7
Hepatitis B Program	9
Perinatal Hepatitis B Prevention Program	9
Universal Hepatitis B Vaccine Birth Dose Program.....	9
Perinatal Hepatitis B Prevention Champions in Iowa	9
Hepatitis B Birth Dose Honor Roll - 2018.....	10
High-Risk Adult Hepatitis Program	10
Public Health Tracking Portal.....	11
Immunization Assessments	12
County and State Immunization Rates	12
2-Year-Old Immunization Rates	12
Adolescent Immunization Rates	12
Conclusion.....	13
Appendix A.....	14
Resources and Links	15
Iowa Immunization Program	15
Iowa Immunization Requirements.....	15
School and Child Care Audits	15
Vaccination Rate Data.....	15

List of Tables and Figures

List of Figures

Figure 1: Calendar Year 2018 Immunization Program Funding Distribution.....	3
Figure 2: Calendar Year 2018 Immunization Program Vaccine Funding Distribution	4
Figure 3: Number of VFC Providers in Iowa by County and Population Less than 18 Years of Age	8
Figure 4: Iowa Infants Born to Hepatitis B Positive Mothers.....	9

List of Tables

Table 1: Calendar Year 2018 Total Program Funds.....	3
Table 2: Number of Patient Records in IRIS by Year and Age Group.....	6
Table 3: 2018 VFC Vaccine Doses Distributed	7

Executive Summary

The mission of the Iowa Immunization Program is to decrease vaccine-preventable diseases through education, advocacy and partnership. Vaccines are one of the greatest public health achievements of the 20th Century, second only to clean water. Today, the widespread use of vaccines protect all Iowans from infectious diseases that were once common. For every \$1 spent on each of the 11 vaccines given routinely to children, our country saves \$10.10 in medical costs by averting costs to treat diseases. A study from the Centers for Disease Control and Prevention reports vaccines administered to children and infants born between 1994-2016 will prevent 381 million illnesses, 24.5 million hospitalizations and 855,000 deaths over the course of their lifetime. Vaccines are not just for kids; adults need protection too! Annually, the United States spends \$27 billion treating adults over the age of 50 with four vaccine-preventable diseases: influenza, pertussis, pneumococcal disease and shingles.

Immunization rates in Iowa are consistent with or exceed national averages. While immunization rates remain high, pockets of un-immunized populations leave children and their communities vulnerable to infectious diseases. Health care providers are essential stakeholders in achieving and maintaining high vaccination rates. Studies consistently indicate a health care provider's recommendation is the single strongest predictor of vaccination status. The IDPH Immunization Program provides immunization services throughout the state and includes the following programs: Adolescent Immunization, Adult Immunization, Immunization Registry Information System (IRIS), Vaccines for Children, Perinatal Hepatitis B and Immunization Assessment.

This report provides a summary of the activities and achievements of the IDPH Immunization Program and Iowa health care providers during 2018. It also serves as an annual informational resource for stakeholders, local partners, policy makers and the public. Iowa-specific funding sources and program-specific data appear in tables and maps throughout the report. These tables and maps demonstrate the collaboration and tremendous work done at the local level by public and private health care providers.

List of Acronyms

ACIP: Advisory Committee on Immunization Practices
AFIX: Assessment, Feedback, Incentive and eXchange
BETS: Bureau of Emergency and Trauma Services
CDC: Centers for Disease Control and Prevention
DXC: Vendor supporting Iowa's immunization information system
EMSC: Emergency Medical Services for Children
HPV: Human Papillomavirus
HRSA: Health Resources and Services Administration
IDPH: Iowa Department of Public Health
IIS: Immunization Information System
IRIS: Immunization Registry Information System
PPHF: Federal Prevention and Public Health Funds
VFC: Vaccines for Children Program
WIC: Women Infants and Children

4-3-1-3-3-1-4 series: 4 doses DTaP, 3 doses Polio, 1 dose MMR, 3 doses Hib, 3 doses Hepatitis B, 1 dose Varicella, and 4 doses PCV by 24 months of age

3-1-2-1-2 series: 3 doses Hepatitis B, 1 dose Meningitis, 2 doses MMR, 1 dose Td or Tdap and 2 doses Varicella vaccine series

List of vaccines and antigens:

DT	HPV
DTaP	IPV
DTaP-IPV (Kinrix)	MMR
DTaP-IPV/Hib (Pentacel)	MMR-Varicella (MMRV)
DTaP-IPV-Hep B (Pediarix)	MCV
Tdap	Men B
Td	PCV 13
Hep A	PPSV
Hep B	Rotavirus
Hep A-Hep B (Twinrix)	Varicella
Hib	Influenza

Immunization Program Funding

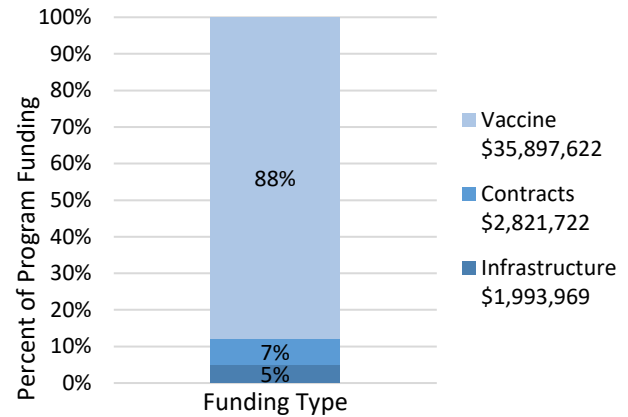
In calendar year 2018, the Immunization Program received funds from the federal Vaccines for Children program (VFC), federal 317 grant program, state funds and Federal Prevention and Public Health Funds (PPHF) totaling \$40,713,313 (Table 1).

Table 1: Calendar Year 2018 Total Program Funds

Funding Source	Funds
Immunization Federal	\$3,868,292
State	\$653,876
Federal PPHF Grants	\$293,523
VFC Vaccine	\$35,042,421
317 Vaccine	\$556,389
State Vaccine	\$298,812
Total	\$40,713,313

Program expenditures are divided into three main categories: vaccine purchases, contracts with local public health agencies and immunization service providers, and program infrastructure (staff salary and operating expenses). The funding distribution for these three categories is illustrated in Figure 1.

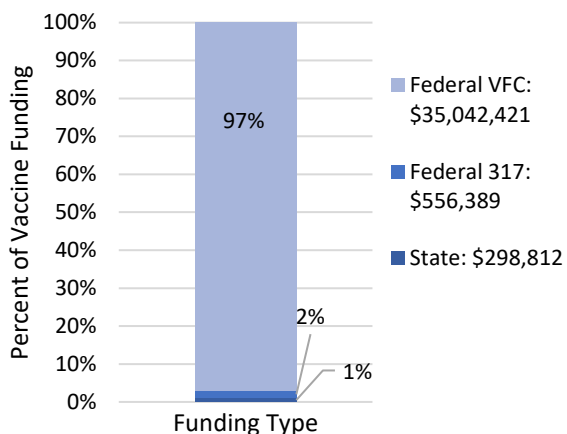
Figure 1: Calendar Year 2018 Immunization Program Funding Distribution



Vaccine Funds

The Immunization Program completes annual population estimates and vaccine forecasting for Iowa's population, which is used by the Centers for Disease Control and Prevention (CDC) to determine vaccine funding for the upcoming year. The Immunization Program received funding for vaccines from the federal VFC program, federal 317 grant vaccine funds and state funds. Figure 2 includes the vaccine funding distribution for calendar year 2018. Of the program's \$40.7 million dollar 2018 budget, more than \$35 million was spent on vaccines.

Figure 2: Calendar Year 2018 Immunization Program Vaccine Funding Distribution



In 2018, Iowa received \$35,042,421 from the federal VFC program for vaccine. These funds account for 97% of the program's total vaccine budget. These funds are used to immunize children birth through 18 years of age who meet the following eligibility: Medicaid enrolled, uninsured, underinsured, American Indian or Alaskan Native.

In calendar year 2018, Iowa received \$556,389 in 317 grant funds, which comprises 2% of the program's total vaccine budget. In 2018, Iowa used federal 317 grant funds to vaccinate underinsured children served by local public health agencies. In 2018, the program spent \$298,812 in state funds to purchase vaccine which comprised less than 1% of the program's total vaccine budget. State funds are used to purchase vaccines for children who do not meet VFC eligibility requirements.

Immunization Education

2018 Immunization Update

The Iowa Immunization Program collaborated with the Center for Acute Disease Epidemiology to host the Fall Infectious Disease Update on October 15, 2018, at Mercy Medical Center in Des Moines. Over 360 health care providers received information regarding immunizations and vaccine-preventable diseases.

Brochures and Print Materials

The Immunization Program offers educational materials for parents and health care providers. Materials include brochures, school/child care audit forms, reminder/recall postcards, temperature
Iowa Department of Public Health, Bureau of Immunization and Tuberculosis

logs, posters and VFC program forms. Educational materials can be printed or ordered free of charge. Immunization educational materials may be ordered on the Immunization Program website at <https://idph.iowa.gov/immmtb/immunization/order-form>.

Immunization Consultation and Program Updates

The Iowa Immunization Program staff is available Monday through Friday 8:00 a.m. - 4:30 p.m. for consultation regarding program activities, IRIS and immunization-related questions. A directory of immunization staff can be found in Appendix A.

IRIS



Iowa's Immunization Registry Information System (IRIS) is a confidential, computerized repository of individual immunization records from participating public and private health care providers. IRIS includes patient records from all ages and is used to keep patients on schedule for their recommended immunizations by storing immunization records, documenting vaccine contraindications and reactions, validating immunization history, providing vaccine recommendations, producing patient reminder and recall notices, and managing vaccine inventory.

IRIS Trainings

IRIS staff provided 31 webinar trainings throughout 2018. Training opportunities included monthly question and answer sessions in which common questions and specific topics were covered, as well as entry of school and child care audit data, refugee health screening results and benchmark reports. More than 700 IRIS users participated in these trainings.

IRIS Users and Organizations

Enrollment in IRIS is available to all health care providers in Iowa that administer immunizations. In 2018, 210 new organizations enrolled in IRIS for a total of 3,167 participating organizations. Organizations include private health care clinics, local public health agencies, rural health clinics, hospitals, pharmacies, long-term care centers and schools.

Interoperability with IRIS

Iowa has supported data exchange, or interoperability, between IRIS and electronic health records systems since 2013. As of December 31, 2018, the Immunization Program supported 1,236 organizations exchanging electronic immunization data with IRIS. Of these, 792 are bidirectional, meaning these organizations query for patients' immunization histories as well as submit patients' immunization records to IRIS.

IRIS Quick Stats

- Total number of immunizations in IRIS: **43,664,058**
- Total number of clients/patients in IRIS: **4,004,219**
- Number of organizations enrolled in IRIS: **3,167**
- Total number of active and distinct users: **13,983**
- Total number of organizations sending immunizations or querying IRIS: **1,236**
- Total number of real-time transactions through IRIS: **20,052,093** (an increase of 61% from 2017)

IRIS Enhancements

The Immunization Program continuously identifies areas for improvement to IRIS. Each enhancement goes through rigorous testing within three testing regions prior to moving to production for end users. In 2018, there were 10 releases of functionality, which included enhancements to the benchmark reports regarding HPV initiation and completion, benchmark report cards, new vaccines/vaccine codes, schedule/evaluator updates and multiple data exchange enhancements.

IRIS Records

Each year, the volume of records in IRIS with immunizations recorded continues to increase among all age groups, as shown in Table 2.

Table 2: Number of Patient Records in IRIS by Year and Age Group

Patients in IRIS by Year*			
Year	Patients in IRIS ages 4 months through 5 years with two or more immunizations recorded	Patients in IRIS ages 11 years through 17 years with 2 or more immunizations recorded	Patients in IRIS over the age of 19 years with 1 or more immunization recorded
2012	211,258	159,968	1,141,659
2013	211,714	176,308	1,171,201
2014	212,487	188,126	1,496,633
2015	215,678	200,446	1,672,148
2016	224,567	216,841	1,682,147
2017	229,861	236,996	2,021,869
2018	232,160	252,109	2,175,194

**Data as reported in the Immunization Information Systems Annual Report*

Vaccines for Children Program

The Vaccines for Children (VFC) program is a federally funded program established in 1994 to provide vaccines at no cost to eligible children from birth through 18 years of age. Since its establishment and over a 20-year period, the VFC program has significantly impacted U.S. children:

- Prevented 381 million illnesses
- Helped avoid 855,000 deaths
- Saved nearly \$1.65 trillion in total societal cost
(includes \$360 billion in direct costs)



Table 3: 2018 VFC Vaccine Doses Distributed

Vaccine Distribution

The VFC program provides vaccine for approximately 44%, or 342,769 of Iowa's children from birth through 18 years of age. Eligible children include those who are enrolled in Medicaid, uninsured, underinsured, American Indian or Alaskan Native. In 2018, the Iowa VFC program distributed 613,296 doses of vaccine (Table 3), valued at more than \$36 million, to VFC-enrolled health care providers. These vaccines protect Iowa's children from 16 vaccine preventable diseases.

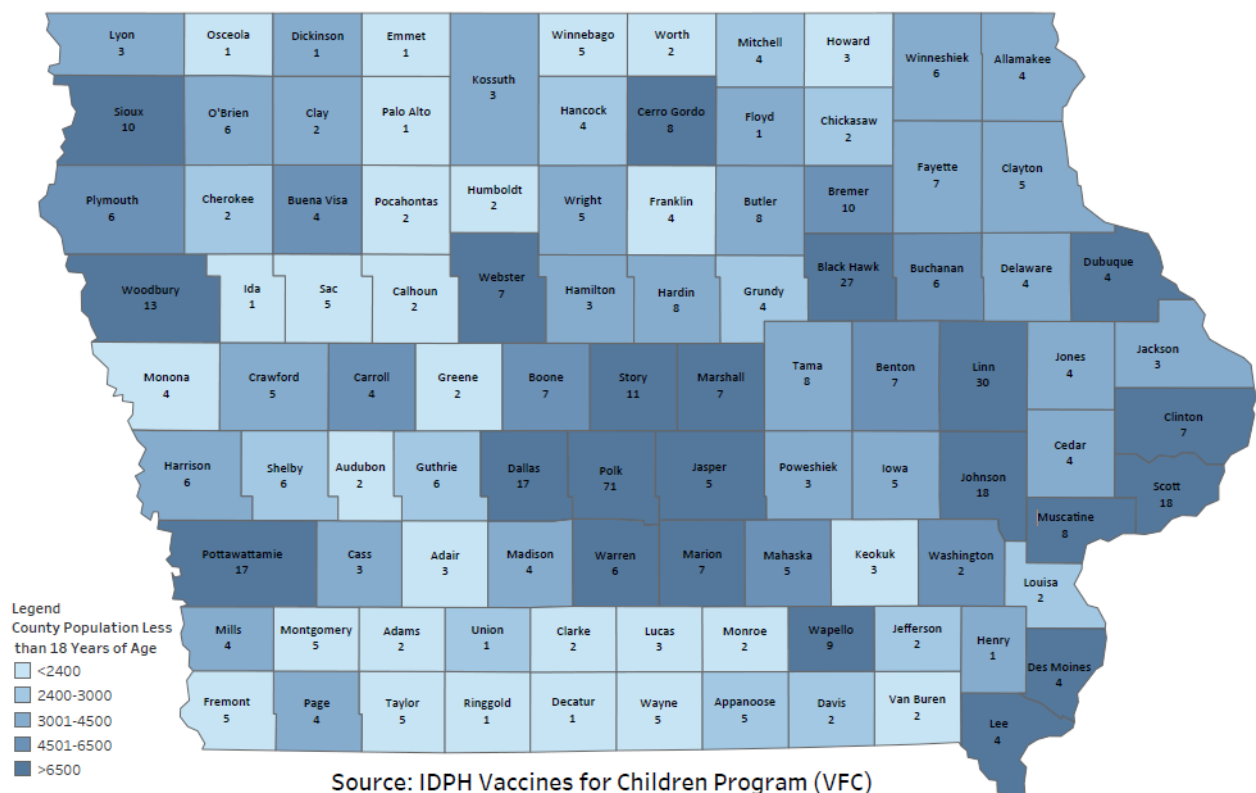
VFC Provider Enrollment

As of December 31, 2018, IDPH's VFC program included 595 participating providers. Enrolled providers include local public health agencies, Indian Health Services, Women Infants and Children (WIC) clinics, private health care providers, hospitals, pharmacies, rural health clinics, Federally Qualified Health Centers and family planning clinics.

Vaccine	Doses Distributed
DT	47
DTaP	16,710
DTaP-IPV (Kinrix)	16,750
DTaP-IPV/Hib (Pentacel)	14,690
DTaP-IPV-Hep B (Pediarix)	43,960
Tdap	19,330
Td	706
Hep A	47,020
Hep B	23,650
Hep A-Hep B (Twinrix)	550
Hib	48,460
HPV	31,310
IPV	6,140
MMR	21,270
MMR-Varicella (MMRV)	18,720
MCV	29,820
Men B	12,616
PCV 13	73,030
PPSV	37
Rotavirus	47,530
Varicella	22,910
Influenza	118,040
Total Doses Distributed	613,296

Each of Iowa's 99 counties has at least one VFC program provider serving eligible children. Figure 3 includes the number of VFC providers by county and the population of children 18 years of age and younger. The number of participating VFC program providers and the county population of children less than 18 years of age are directly related.

Figure 3: Number of VFC Providers in Iowa by County and Population Less than 18 Years of Age

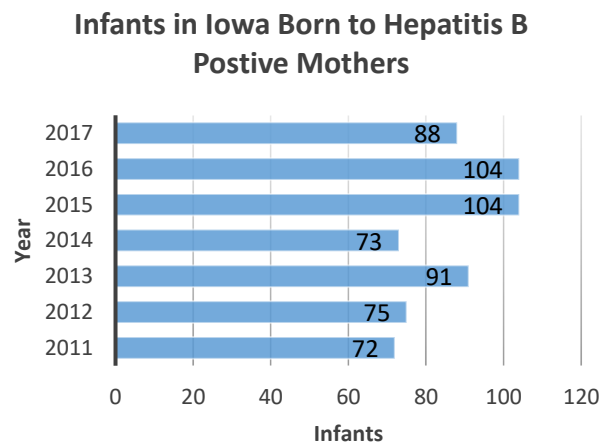


Hepatitis B Program

Perinatal Hepatitis B Prevention Program

Hepatitis B is a serious disease caused by the hepatitis B virus (HBV), which can be transmitted from an infected mother to her infant at birth. IDPH's Perinatal Hepatitis B Program works to prevent transmission of hepatitis B infection from mothers to infants by conducting parent and health care provider education, case management of mothers and babies, distribution of hepatitis B vaccine and hepatitis B immune globulin (HBIG), and laboratory testing. In 2017, there were 88 reported infants born to hepatitis B infected mothers (Figure 4).

Figure 4: Iowa Infants Born to Hepatitis B Positive Mothers



Universal Hepatitis B Vaccine Birth Dose Program

The Immunization Program provides hospitals hepatitis B vaccine to universally administer the birth dose of hepatitis B vaccine to all newborns regardless of insurance coverage. In 2017, 28 of 74 birthing hospitals in Iowa were enrolled in the Universal Hepatitis B Vaccine Birth Dose Program. The 2017 National Immunization Survey (NIS) for hepatitis B vaccine among infants birth to 3 days of age indicates Iowa has a hepatitis B birth dose rate of 82.3 percent, well above the national average of 73.6 percent. Iowa ranks 5 out of 64 assessed immunization projects. The program continues initiatives to increase the number of Iowa infants who receive a birth dose of vaccine. These efforts include the Universal Hepatitis B Vaccine Birth Dose Program, promoting birthing hospitals' enrollment in the VFC program, and encouraging birthing hospitals to enroll in the Immunization Action Coalition's (IAC) Hepatitis B Birth Dose Honor Roll.

Perinatal Hepatitis B Prevention Champions in Iowa

In 2013, the Immunization Action Coalition (IAC) created the Hepatitis B Birth Dose Honor Roll to recognize hospitals and birth centers that achieved 90 percent or greater coverage rate of administering hepatitis B vaccine to newborns prior to discharge. To protect newborns from hepatitis B viral infection, birthing hospitals that qualify must also implement written policies, procedures and protocols. More information about the Hepatitis B Birth Dose Honor Roll is available at <http://www.immunize.org/honor-roll/birthdose/>.

Hepatitis B Birth Dose Honor Roll - 2018

Congratulations to the following Iowa hospitals for their inclusion in IAC's Hepatitis B Birth Dose Honor Roll for 2018:

Myrtue Medical Center, Harlan

- Coverage rate of 94% from 7/1/2012 - 6/30/2013
- Coverage rate of 96% from 7/1/2013 - 6/30/2014
- Coverage rate of 94% from 3/1/2015 - 2/29/2016
- Coverage rate of 94% from 4/5/2016 - 4/5/2017
- Coverage rate of 95% from 11/19/2017 - 11/19/2018

Fort Madison Community Hospital, Fort Madison

- Coverage rate of 96% from 1/1/2014 - 1/1/2015
- Coverage rate of 98% from 6/23/2015 - 6/23/2016
- Coverage rate of 98% from 7/1/2016 - 6/30/2017
- Coverage rate of 98% from 7/1/2017 - 6/30/2018

High-Risk Adult Hepatitis Program

The Immunization Program collaborates with the Hepatitis Program to provide hepatitis A and hepatitis B vaccine for high-risk patients seen at nine Counseling, Testing and Referral (CTR) sites. High-risk patients include injection drug users, men who have sex with men, persons with a current sexually transmitted disease diagnosis, human immunodeficiency virus (HIV) or hepatitis C, and sexual partners of persons infected with HIV, hepatitis A or hepatitis B. In 2018, the Immunization Program distributed 550 doses of adult hepatitis A/hepatitis B vaccine (Twinrix) to CTR sites; 556 doses were administered to clients. The difference in doses administered versus doses distributed is a result of doses distributed in the previous year, but not administered until 2018. In 2018, 120 doses of adult hepatitis A to CTR sites; 63 doses have been administered to clients.

Public Health Tracking Portal

The Iowa Immunization Program partnered with the Iowa Public Health Tracking Portal to include important immunization information and data. The purpose of Iowa Public Health Tracking is to compile important health and environmental information and data in one place that can be easily accessed by stakeholders. Stakeholders include IDPH staff, county health departments, health organization members, private companies, legislators and the public. The Iowa Public Health Tracking Portal provides stakeholders with information and data to formulate and enact efficient public health decisions.

Immunization Data on the Tracking Portal

Children: Immunization Data for 2-Year-Old - Child immunization data includes the percent of children that received the recommended series of 4 DTaP, 3 Polio, 1 MMR, 3 Hib, 3 Hepatitis B, 1 Varicella and 4 PCV vaccines by age 24 months.

Adolescent Immunization Data - Adolescent immunization data includes the percent of 13-15 year olds that received the recommended series of 3 Hepatitis B, 1 Meningococcal, 2 MMR, 1 Td/Tdap, and 2 Varicella vaccines.

Human Papillomavirus (HPV) Vaccine Data - Includes HPV vaccine series completion data for adolescents age 13-15 years (the percent of adolescents with a complete HPV vaccine series based upon age, either 2 or 3 dose series).

Influenza Vaccine Data - Seasonal influenza vaccination data includes the number of doses reported to the Iowa Immunization Registry Information System (IRIS). Report includes influenza doses administered by age groups and month of receipt.

School Immunization Audits Data - Assessments of children attending elementary and secondary school are conducted annually to ensure students have received the required immunizations. Data includes the number of students with a Certificate of Immunization, Certificates of Immunization Exemption and Provisional Certificates of Immunization.

Child Care Immunization Audits Data - Assessments of children attending licensed child care centers are conducted annually to ensure attendees have received the required immunizations. Data includes the number of children with a Certificate of Immunization, Certificates of Immunization Exemption and Provisional Certificates of Immunization.

Immunization Data Tracking Portal: <https://tracking.idph.iowa.gov/Health/Immunization>

Immunization Assessments

Immunization data is utilized to determine the percentage of patients age-appropriately vaccinated consistent with the recommended Advisory Committee on Immunization Practices (ACIP) immunization schedule. Immunization assessment data are used to improve health care providers' standard immunization practices and immunization delivery systems, and to guide strategies and policies, which directly impact the overall immunization rates of their patients. County and state immunization rates are now available on the [Iowa Department of Public Health Tracking Portal](#) and will be updated quarterly.

County and State Immunization Rates

The Immunization Program uses data from IRIS to calculate county and state immunization rates for 2-year-old children and adolescents 13-15 years of age. This data provides immunization rates based upon a standard vaccination series identified by the ACIP and the CDC.

The data includes patients served by both public and private health care providers with a record in IRIS that have a ZIP code and are an "active" patient within a health care provider organization. A patient's status becomes active in an organization when an immunization is administered or when the health care provider selects this status on a patient record. The report for each age group includes the number of records meeting the assessment criteria and the corresponding percentage of records in IRIS.

2-Year-Old Immunization Rates

The 2-year-old county immunization rate for the 4-3-1-3-3-1-4 series (4 DTaP, 3 Polio, 1 MMR, 3 Hib, 3 Hep B, 1 Varicella, 4 PCV by 24 months of age) ranges from 57 to 91%, with a state immunization rate of 74%.

The state immunization rate includes the assessment of 41,490 patient records. The Iowa Immunization Program strives to meet the Healthy People 2020 Goal of 80%. Healthy People 2020 goals for immunization are based on activities and services for the prevention of infectious disease

Adolescent Immunization Rates

The adolescent, 13-15-year-old, county immunization rate for the 3-1-2-1-2 (3 Hep B, 1 Meningococcal, 2 MMR, 1 Td or Tdap, 2 Varicella) series ranges from 42 to 90%, with an average state immunization rate of 67%. The state immunization rate includes the assessment of 142,825 patient records.

The county immunization rate for HPV vaccine received by adolescent girls, ages 13-15, ranges from 20 to 73%, with an average state immunization rate of 46%. The county immunization rate for HPV vaccine received by adolescent males, ages 13-15, ranges from 15 to 65%, with an average state immunization rate of 41%. The Iowa Immunization Program strives to meet the Healthy People 2020 Goal of 80%.

Conclusion

The Immunization Program's vision is healthy Iowans in communities free of vaccine-preventable diseases. From influenza to chickenpox, vaccines have the ability to protect Iowans of all ages from deadly infectious diseases. Iowa health care providers are essential to promote vaccines and provide sound science-based immunization education to their patients. The most significant factor in a parent's decisions to vaccinate their child is a strong recommendation by the health care provider. When a provider offers a strong and clear recommendation, patients are four to five times more likely to be vaccinated.

The IDPH Immunization Program is committed to promoting immunizations through the implementation of strategies to achieve and maintain high vaccination levels. We cannot rest on our past achievements and successes, but must remain diligent to protect and improve the health of Iowans against vaccine-preventable diseases. Recent disease outbreaks across the U.S. illustrate that many Americans are not taking advantage of opportunities to protect themselves, their families and their communities from vaccine preventable diseases. Vaccines are essential tools in preventing devastating disease outbreaks. The Iowa Immunization Program remains committed to working with stakeholders to ensure all Iowans are aware of, and have access to, life-saving vaccines. Vaccines prevent diseases and save lives. Immunize for a better life.

Appendix A

Immunization Program Directory			
Don Callaghan	Bureau Chief	515-281-7301	Donald.Callaghan@idph.iowa.gov
Bethany Kintigh	Immunization Program Manager	515-281-7228	Bethany.Kintigh@idph.iowa.gov
Sharon Richardson	VFC/AFIX Manager	515-725-2081	Sharon.Richardson@idph.iowa.gov
Shelly Jensen	Immunization Nurse Consultant	515-281-4938	Shelly.Jensen@idph.iowa.gov
Marnell Kretschmer	CDC Public Health Advisor	515-281-4917	Marnell.Kretschmer@idph.iowa.gov
Cristin Dee	Immunization Services Contracts/Fiscal Liaison	515-281-5424	Cristin.Dee@idph.iowa.gov
IRIS Help Desk 1-800-374-3958			
Kim Tichy	IRIS Coordinator	515-281-4288	Kimberly.Tichy@idph.iowa.gov
Tory King	IRIS Help Desk Staff	515-281-7992	Tory.King@idph.iowa.gov
Cindy Oliver	IRIS Help Desk Staff	515-281-6983	Cindy.Oliver@idph.iowa.gov
Joseph Zehner	IRIS Trainer/Data Exchange Specialist	515-725-2287	Joseph.Zehner@idph.iowa.gov
Vaccines for Children Program			
Tina Patterson	VFC Program Coordinator	515-281-7053	Tina.Patterson@idph.iowa.gov
Janean Iddings	Vaccine Distribution Coordinator	515-281-7787	Janean.Iddings@idph.iowa.gov
Immunization Assessments			
Kelly Rooney-Kozak	Assessments/Adolescent Program Coordinator	515-281-0916	Kelly.Rooney-Kozak@idph.iowa.gov
Sharon Monroe	Assessments/Nurse Consultant	515-473-2473	Sharon.Monroe@idph.iowa.gov
Alison Van De Pol	Assessments/Nurse Consultant	515-494-4442	Alison.VanDePol@idph.iowa.gov
John Fiedler	Assessments/Nurse Consultant	515-954-9859	John.Fiedler@idph.iowa.gov
Kelli Smith	Assessments/Nurse Consultant	515-318-9530	Kelli.Smith@idph.iowa.gov
Phone: 1-800-831-6293	www.idph.iowa.gov/immtdb/immunization		Fax: 1-800-831-6292

Resources and Links

Iowa Immunization Program

- [Iowa Immunization Annual Reports](#)

Iowa Immunization Requirements

- [Iowa Code, Chapter 139a.8\(6\)](#)
- [Iowa Immunization Administrative Codes](#)

School and Child Care Audits

- [School and Child Care Audit Reports](#)
- [School and Child Care Audit Data](#)

Vaccination Rate Data

- [Childhood Immunization Data](#)
- [Adolescent Immunization Data](#)
- [HPV Immunization Data](#)
- [Influenza Data](#)