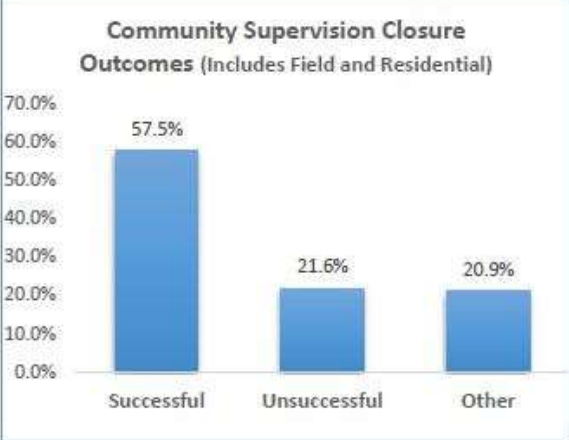
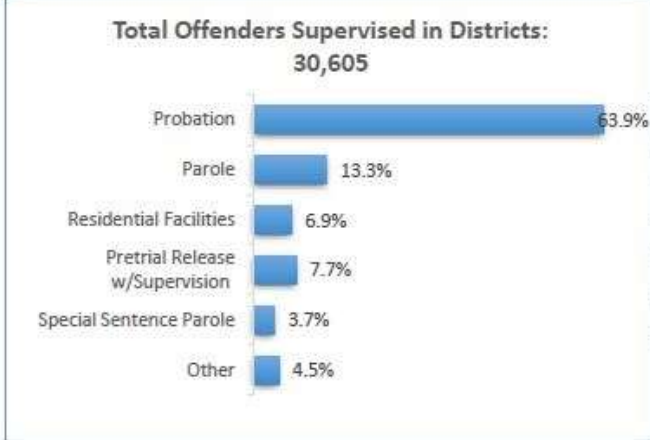
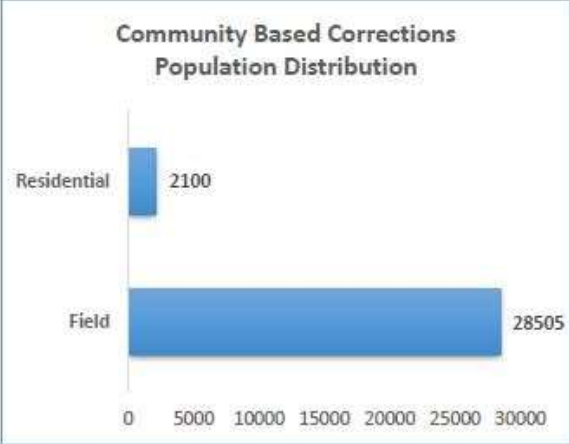

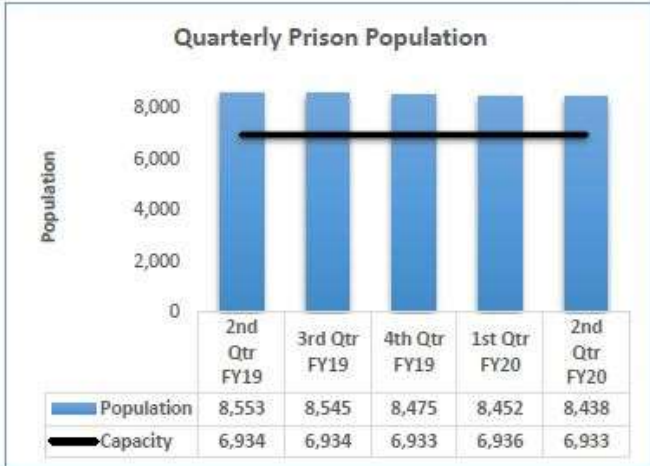




Quarterly Quick Facts

December 31, 2019

IDOC
 510 East 12th Street
 Des Moines, IA 50319
<https://doc.iowa.gov>



Recidivism (FY2019)	
Return Rate to Prison:	38.8%

Average Daily Cost Per Offender (FY2019)	
Institution	CBC (Does not include treatment costs)
\$90.11	\$74.19 Residential Facilities
	\$6.12 Probation/Parole

Iowa Department of Corrections	
Operating Budget FY2019	
General Fund	\$386,604,832
Other Revenue	\$25,132,321

Employees of IDOC	Number
Prisons	2,539
Community Based Corrections	1,113
Central Office	40
Total	3,692

Veterans	Institution	CBC	Total
Female	1	50	51
Male	366	1,095	1,461

System Statistics				
Gender:	Institution	Institution %	CBC	CBC %
Male	7,702	91%	22,660	74%
Female	736	9%	7,913	26%
Unknown	0	0%	32	0%
Age:	Institution	Institution %	CBC	CBC %
Under 18	11	0%	45	0%
18-30	2,877	34%	12,147	40%
31-50	4,054	48%	14,229	46%
51+	1,496	18%	4,184	14%
Unknown	0	0%	0	0%
Race/Ethnicity:	Institution	Institution %	CBC	CBC %
American Indian	152	2%	366	1%
Asian	64	1%	392	1%
Black	2,137	25%	5,414	18%
Hispanic	572	7%	1,736	6%
White	5,512	65%	22,578	74%
Unknown	1	0%	119	0%
Crime Type:	Institution	Institution %	CBC	CBC %
Drug	1,454	17%	7,749	25%
Violent	4,138	49%	7,340	24%
Property	1,520	18%	7,153	23%
Public Order	561	7%	7,486	24%
Other	765	9%	877	3%