



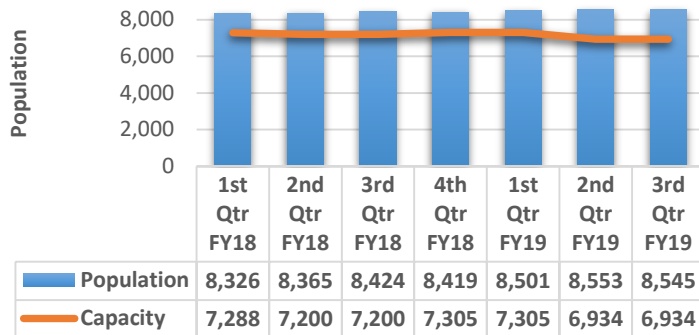
# Quarterly Quick Facts

## March 31, 2019

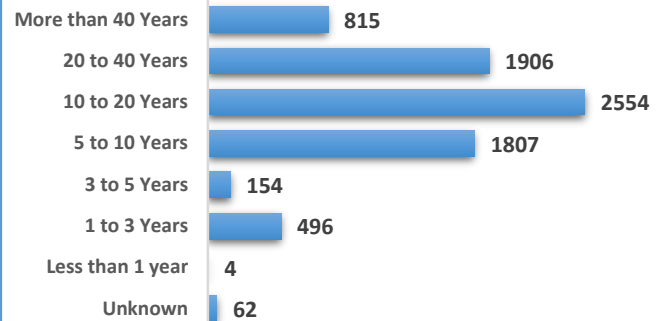
**IDOC**

510 East 12<sup>th</sup> Street  
Des Moines, IA 50319  
<https://doc.iowa.gov>

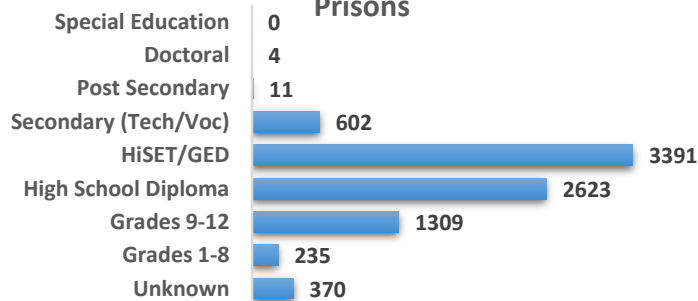
### Quarterly Prison Population



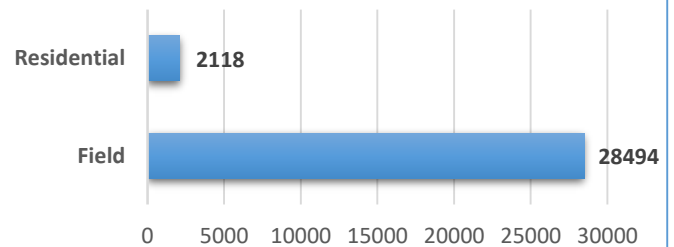
### Sentences Being Served



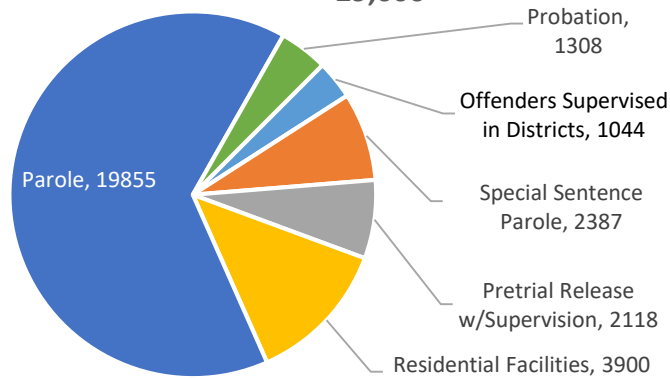
### Education Levels of Offenders in Iowa Prisons



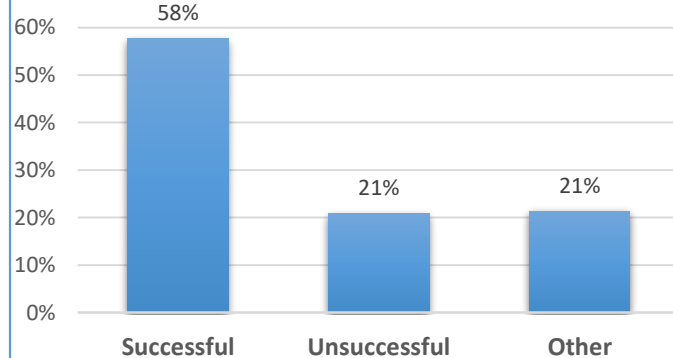
### Community Based Corrections Population Distribution



### Total Offenders Supervised in Districts: 29,606



### Community Supervision Closure Outcomes (Includes Field and Residential)



### Recidivism (FY2018)

Return Rate to Prison: 37.8%

### Average Daily Cost Per Offender (FY2018)

Institution	CBC (Does not include treatment costs)
\$90.03	\$74.66 Residential Facilities
	\$5.38 Probation/Parole

<b>Iowa Department of Corrections</b>	
<b>Operating Budget (FY2019 Projected)</b>	
General Fund	\$381,778,738
Other Revenue	\$25,178,731

<b>Employees of IDOC</b>	<b>Number</b>
Prisons	2,428
Community Based Corrections	1,078
Central Office	36
<b>Total</b>	<b>3,542</b>

<b>Veterans</b>	<b>Institution</b>	<b>CBC</b>	<b>Total</b>
Female	4	56	60
Male	442	1,129	1,571

<b>System Statistics</b>				
<b>Gender:</b>	<b>Institution</b>	<b>Institution %</b>	<b>CBC</b>	<b>CBC %</b>
Male	7,825	91%	23,893	75%
Female	736	9%	8,134	25%
<b>Age:</b>	<b>Institution</b>	<b>Institution %</b>	<b>CBC</b>	<b>CBC %</b>
Under 18	11	0%	52	0.2%
18-30	3,063	36%	13,373	45%
31-50	4,011	47%	14,423	48%
51+	1,476	17%	4,179	14%
Unknown	0	0%	0	0%
<b>Race/Ethnicity:</b>	<b>Institution</b>	<b>Institution %</b>	<b>CBC</b>	<b>CBC %</b>
American Indian	147	2%	398	1%
Asian	78	1%	392	1%
Black	2,124	26%	5,581	19%
Hispanic	553	7%	1,796	6%
White	5,657	68%	23,760	79%
Unknown	2	0%	100	0.3%
<b>Crime Type:</b>	<b>Institution</b>	<b>Institution %</b>	<b>CBC</b>	<b>CBC %</b>
Drug	1,522	18%	8,198	27%
Violent	4,074	49%	7,370	25%
Property	1,628	20%	7,593	25%
Public Order	564	7%	7,902	26%
Other	773	9%	964	3%