

FREE JX51+OST+ITRVL+  
ST TRAVELING LIB COMP  
ST HISTORICAL BLDG  
DES MOINES IA 50319

JUNE, 1972



# conservationist





JUNE, 1972



# conservationist

Roger Sparks, Editor

Wayne Lonning, Photographer

Jerry Leonard, Photographer

## Page CONTENTS

- 3 Ducks, Pointing to Success
- 6 Hot Line Fishing
- 8 Missing Campgrounds?
- 8 Iowa Lakes Charted
- 10 Antlered Deer
- 13 Federal Aid Award
- 13 Forum
- 14 Campfire Cookery
- 14 Launch a Boat
- 15 Classroom Corner

Fred A. Prierwert, Director

Commissioners:

William E. Noble—Oelwein, Chairman

Ed Weinheimer—Greenfield, Vice Chm.

Jim D. Bixler—Council Bluffs

Les Licklider—Cherokee

Dr. Keith A. McNurlen—Ames

John G. Link—Burlington

## Iowa Conservationist

Vol. 31 June, 1972 No. 6

Published monthly by the Iowa Conservation Commission, State Office Building, 300 4th Street, Des Moines, Iowa 50319. Address all mail (subscriptions, change of address, Form 3579, manuscripts, mail items) to the above address.

Subscription price: two years at \$2.00  
four years at \$3.50

Second class postage paid at Des Moines, Iowa. (No Rights Reserved).



The Iowa Conservationist, as a contribution to the preservation of our natural resources and the protection of the ecology, is printed on 100% reclaimed waste paper.





# DUCKS

## pointing to success

By Richard A. Bishop  
Waterfowl Research Biologist

"What did that one cost you?" The words came floating across the marsh. "Just a 10 pointer and that makes 90. I've got one more to go. What's your score," came the reply. "Looks like you got me beat. I've only got 80 but I am ready to take anything, even if it's one of those high priced babies..."

This was the jargon, believe it or not, issuing forth from duck hunters on the second day of the 1971 Iowa duck season. It's a new sport, this water-fowling, with new rules and new lingo.

The last two seasons found Iowa accepting a trial run on the experimental point system for regulating the daily bag limit on ducks. The point system is a not a new concept. It has been conducted on a trial basis for the past several years in the Central Flyway, but it has only been tested in the Mississippi Flyway in the last two years.

The point system allows for each species, and in some cases the sexes of a certain species of duck, to be assigned point values of 10, 20, 90, 100 points. The daily bag limit is reached when the hunter reaches or exceeds 100 points with the last duck taken.

The low point species are those believed to have populations that could withstand higher harvest rates. Species of ducks in the shortest supply and not tolerant of additional hunting mortality are assigned to the 90 or 100 point categories. The different values assigned to the sexes of mallards and pintails are

attempts to see if hunting pressure can be directed toward one sex of a certain species.

This system allows for all duck hunters regardless of skill. A hunter need only identify the duck after it is shot to remain legal. Those less adept in the skill of identification are limited to one duck if they do not know what it is. At the same time a good duck hunter can remain afield in pursuit of the lower point species if he so desires and in some cases fill a bag limit of 10 ducks. The daily bag, depending on the species and sex, would range from one to 10 ducks.

Basically the point system was designed to test the following: (1) Can hunting mortality be shifted from high point ducks to low point species? (2) Can hunting mortality be shifted to drakes? (3) Can the low point species withstand the additional harvest? (4) What is the end result on the total waterfowl harvest and on waterfowl populations? (5) Can hunters identify birds in the hand? (6) Will hunters abide by the regulations and remain within legal limits?

Biologists in Iowa along with other states testing the point system collected data on hunter behavior during the past two seasons. A total of 429 observations on completed hunts were made by Iowa personnel. Additional data were collected from waterfowl bag checks on 5,576 hunting parties. These data plus data from other states were analyzed to

gain knowledge on the primary questions about the point system.

Preliminary data indicate that the harvest of high point birds was reduced and that hunting pressure was slightly increased on the low point species. In 1970 hunters shot at 69, 95, and 81 percent of all flights of 90, 20, and 10 point birds respectively. In 1971, 73, 95, and 80 percent of the opportunities were shot at for 90, 20, and 10 point birds respectively. This shows a definite selection for 10 and 20 point birds. Bag check data show that the 1971 harvest consisted of 50%, 10 point birds; 28%, 20 point ducks; 19% 90 point ducks; and 1%, 100 point birds.


Harvest on wood ducks and hen mallards, both 90 point ducks, would have been much higher if we had been shooting under conventional regulations.

The sex ratio of mallards in the bag was highly in favor of the drake. Mallard drakes comprise 74% of 2,606 mallards checked in the bag.

Flyway harvest figures for Iowa show that hen mallards made up 13% of the total duck bag in 1970 compared to 26% for drake mallards. In 1969, prior to the point system, hen mallards made up 20 percent while drakes comprised 27 percent.

The third question involves the ability of low point species to withstand additional hunter harvest. Answers on this subject are not available as yet. It is doubtful that the small additional harvest brought about by the states test-





Harvest of wood ducks and other high point birds would have been much higher under conventional season.



ing the point system could be detected in the populations of these ducks. Additional information will be required to answer this question.

Characteristics of the harvest in relation to total duck kill is very interesting. Iowa's harvest increased in 1970 but this was paralleled by other Mississippi Flyway states. This increase was due mainly to longer seasons and more liberal bag limits. What would have happened if Iowa hadn't chosen the point system? Projections of Iowa's duck kill under conventional regulations suggest that our kill would have been much higher had we hunted under the regulations offered to the rest of the flyway. In essence the point system is not overly liberal but more conservative. The point system did in fact lower the number of high point birds shot compared to standard regulations and placed the emphasis on the lower point ducks. This was documented by the shift of hunting pressure from "any mallard" to just the drake mallard and by the lower shooting rate at wood ducks.

Another question raised was can the hunters identify ducks in the hand? A survey of hunters in the field resulted in waterfowlers correctly identifying about 85 percent of the ducks. Data from other states were quite similar to Iowa's information. Most duck hunters can identify the common species of ducks once they are in the hand.

The big question surrounding the point system is the desire of



hunters to remain within the legal restrictions of the regulations. Will they or won't they? Violation reports from the officers section indicate that fewer over-bag cases were made during the point system seasons as compared to the two previous years. The point system was more liberal than previous seasons so a reduction of over-bagging cases may be in line. The problems boil down to two basic issues: (1) reordering or claiming the high point bird was shot last in order to remain legal; and (2) discarding high point birds.

Reordering is the main objection raised by opponents of the point system. However, data collected by states testing the point system suggest that reordering was possible in less than five percent of the total hunting parties under observation. Approximately 5,500 parties were checked in 1970 and 1971 and the number and species of ducks in the bag were recorded. Of this total, 90 percent and 88 percent in 1970 and 1971, respectively had less than 100 points per hunter. In 1971, 88% of 2,184 parties consisting of 4,909 hunters averaged less than 100 points per man. Hunters in this category would achieve no benefit from reordering or discarding of high point ducks.

This leaves about 12 percent of the hunters or parties that are placed in a situation where they obtained a limit for each man. I do have faith in most good duck hunters and field experience revealed a good number of hunters filling a limit of two high point

ducks and quitting. A fair number of our hunters do abide by regulations and thus the illegal portion is reduced further. In any event, the actual problem of reordering involves a minority.

By the same reasoning, a few hunters reach the point limit which would create the desire in some hunters to discard high point birds in order to continue hunting. Field checks on areas of high hunting success resulted in no significant difference in the sex ratio of mallards found dead or crippled or high point birds compared to low point species. In most instances the high point ducks are highly prized birds and are not likely to be discarded. Some discarding of high point ducks probably occurs but from our data it would be of insignificant proportions.

Analysis of data collected in Michigan, Illinois and states in the Central Flyway testing the point system showed that most states' experiences were not greatly different than Iowa's. To sum up this experiment, it appears that this new approach to harvest regulations has considerable promise. Hunters are highly in favor of hunting under this system and the complexity of the regulations are not considered a drawback. In fact many hunters voiced approval and said they felt that the point system was the most stimulating duck hunting venture they had ever experienced.

One favorable aspect of the point system is the latitude that the season offers which allows

for the great diversity of hunter preferences. Also it provides added benefits for skilled, persistent hunters and at the same time a satisfactory hunt for untrained hunters who just like to shoot a couple of ducks and go home. It has given incentive for novice hunters to become more skilled at waterfowl identification both in the hand and on the wing in order for them to share in the greater rewards of true waterfowling.

The most important aspect of this season is the end result on waterfowl harvest and thus duck populations. Does the point system reduce the harvest on high point ducks and at the same time keep the total kill within acceptable limits? Thus far it indicates that waterfowl populations can be benefited by these regulations and at the same time offer fairly liberal bag limits to sportsmen.

This is the way to the future and some form of this concept will best provide for the hunter as well as the ducks. However, the true test is yet to come. The point system must be given the acid test under full flyway-wide application to see if preliminary data collected in a few states will apply to a flyway harvest. It must learn what effect shooting a higher percentage of drake mallards has on the mallard population and if low point ducks can take a higher harvest.

If these points prove beneficial and law violations remain within acceptable limits, this challenging method of hunting waterfowl will continue. ☆

**Harvesting of 10 point species increased.**







# HOT LINE FISHING

By Rex Emerson

Conservation Officer Supervisor

**T**here's a tackle-buster waiting for you in one of our Iowa lakes. All you have to do is go after him, and know how to do it. Almost anyone can catch fish in the Spring and the late Fall; but how about the hot months? The fish are there, and they can be caught.

As a Conservation Officer checking licenses and limits I see many ways the anglers use to try to outsmart the fish. There is the man that sits on the bank in the shade of a big tree with his favorite beverage. He usually has a big, juicy nightcrawler on a hook too big to be very successful laying out there in the mud. He will likely catch some bottom feeders like bullheads or catfish. He enjoys fishing because it is so relaxing. Then there are some that use a bobber, and watch that bobber so eagerly they are almost hypnotized as small fish keep it dancing in the water. The shore


fishermen cast out into the water as far as they can, and the boat fishermen throw their hooks in close to shore. Maybe the most important thing about fishing is to enjoy yourself.

However, if you are going to catch very many big bass in hot weather you are going to have to put forth a little more effort. During July and August the smaller bass can be caught on surface plugs near weed patches. Feeding activity peaks early in the morning and in the evenings.

Big bass are like some of us fat people. They like to live where it is comfortable and if you are going to catch them you must go to them; they will not make much effort to come to you. Now you can put as much money into fishing equipment as you want; such as fish locators, electric motor, fish calls, and a boat load of lures that are made to catch the fisherman's fancy instead of the fish. Actually all you need is a boat (you can usually rent one at the

lake), a light action rod and reel with a six lb. test monofilament line, and a deep running lure; plus one other piece of equipment that is the secret to the whole thing . . . a thermometer. You are most apt to catch that lunker bass in water that is 68° to 75° F. In fact, I think 73° is ideal. The most likely place in the lake would be where the bottom drops off in depth, and the correct temperature is located. Follow that depth around the lake trolling, or casting a plug or artificial nightcrawler that will get down to this area. An artificial nightcrawler is very good if fished properly. Retrieve it slowly. One successful bass fisherman told me to work it so slow that you can feel yourself getting old! He's right; it works! Usually a big bass will move it slowly before he takes it. Let him carry it around until he decides it is safe to eat. He didn't get that big by being stupid. When the time is right, set the hook and the fight is on. Get one






HING

of those old moss-backs in the boat on light tackle and you'll be a bass fisherman the rest of your life.

Lure color is generally not important. However, some colors may show up better due to the color or turbidity of the water. Black and yellow plugs, or black or purple artificial worms are usually good; but use whatever gets results for you.

Some of my favorite lakes for catching big bass are Lake Wapello, Lake Geode, and Lake McBride. There is one thing to watch for in lakes like these, and that is a thermocline. That is a lack of oxygen below a certain level. This will happen in deep lakes where there is a lack of wave action in the hot summer months. The water doesn't turn over and mix oxygen into the lower levels. Naturally there will be no fish below this level. This level will vary from lake to lake,

(Continued on Page 16)





# MISSING campgrounds?

Some day you may arrive at your favorite state camping area to find that it has been moved. Veteran Clear Lake State Park

campers have already experienced this.

Moving, or rotating the campgrounds at Clear Lake State Park

is an experiment being conducted by the Iowa Conservation Commission. If the project proves successful, camping area rotation could be incorporated into other state areas.

Joe Brill, State Parks Superintendent, explained the Clear Lake experiment. "Each year more campers were using the





Clear Lake State Park campgrounds. The heavy use damaged the natural plant communities of the area to the point where very little would grow. There were large areas of bare soil that we had to do something with before erosion totally ruined the area for camping. We had to close the grounds but instead of eliminat-

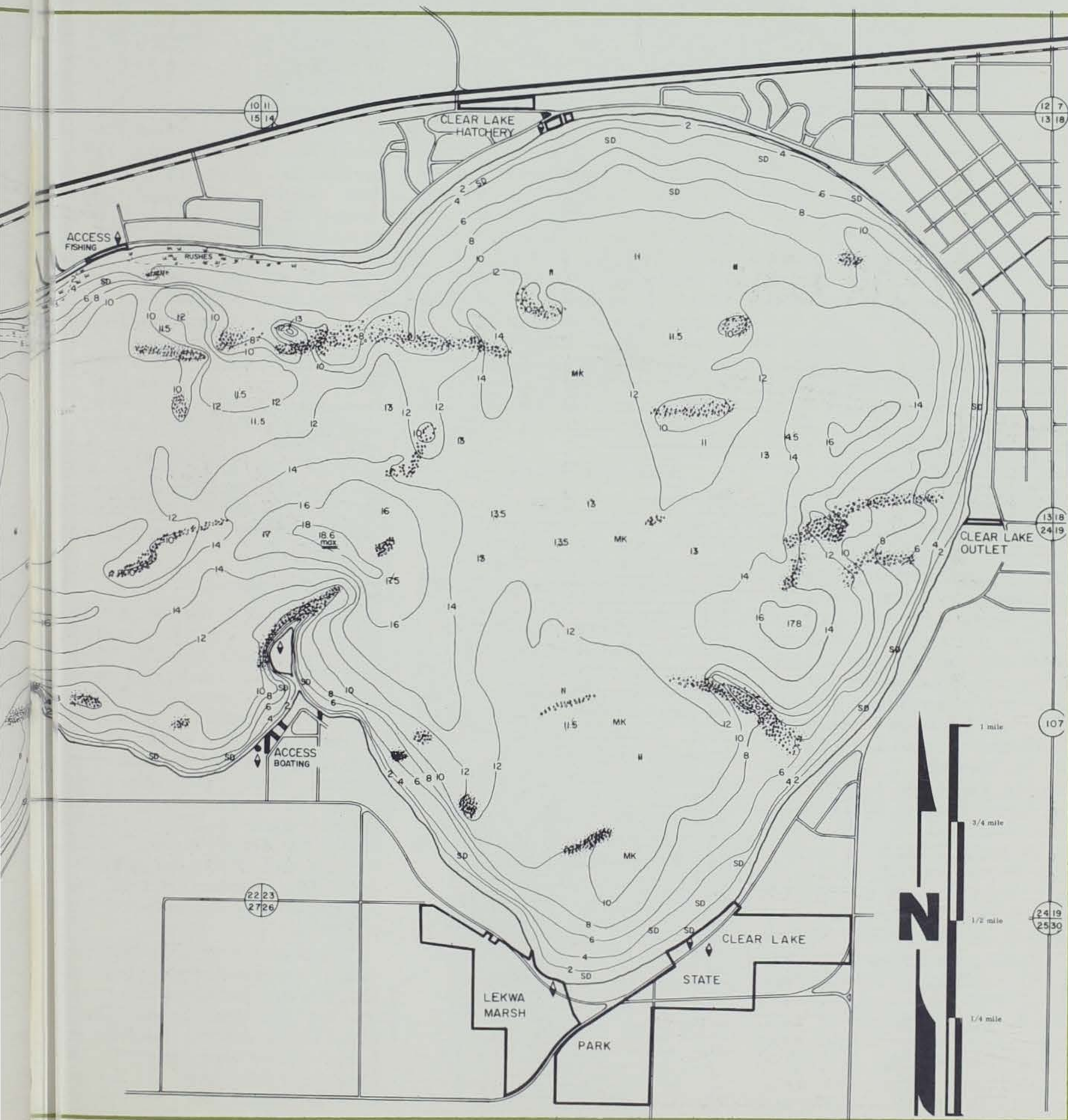
ing camping altogether in the state park, another area was opened."

The Clear Lake camping area has taken two years to recondition. Soils were aerated, fertilized and seeded. The area is now out of danger from being eroded away, and will be open to limited camping next year, but rotating

will be necessary again and will be necessary every two or three years.

Brill explained that it is not known if the Clear Lake experiment is completely successful. But, if the project does bring back the natural vegetation, campground rotation will be established.

(Continued on Page 13)





# In 1972 the EMPHASIS is on

By Lee Gladfelter Game Biologist

Some important changes have been made for the 1972 deer season. In an attempt to bring quality back to deer hunting in Iowa and to obtain increases in the herd, an experimental modified, antlered deer season will be conducted in hunting zones 3 (east-central) and 5 (north-central). With this system, a limited number of "deer of any sex or age" license will be issued in these two zones with the remaining license being for antlered deer only. A ratio of three antlered deer license for each any sex deer license will be used. This limits those hunters with antlered deer (referring to any animal having at least one forked antler) licenses to hunting the adult bucks in the population. One out of every four hunters in zones 3 and 5 will be able to take any deer he wants on the any sex or age license. Because this type of season allows more females of breeding age to enter the winter population, a less restrictive season can be allowed. Also, since deer are polygamous (having more than one mate) there is an excess of bucks in the population which can support more hunting pressure. Therefore a four-day season will be allowed in zones 3 and 5 starting on December 2 and running through December 5, 1972. Also the license quota in each zone has been increased by 500. Landowner-tenants applying for shotgun licenses in these two zones will be issued antlered deer and any sex deer licenses at the same ratio as the paid shotgun hunters.

Regulations for zones 1, 2, and 4 will remain essentially the same as in 1971. The two-day season will be held December 2-3, 1972. Deer of any sex and age may be taken. License quotas for shotgun hunters will remain the same. Shooting hours for all zones will be 8:00 a.m. to 4:30 p.m.

The bow and arrow season will be opened one week earlier in 1972 and there will be no split season. The season will run from October 7 to November 26, 1972, which will allow hunting during the Thanksgiving holiday.

There seem to be two distinct categories of bow hunters in Iowa — those who prefer fair weather hunting and those prefer the late season. Since the season in 1971 included a late season week in December the 1972 season will include this week at the first of the season. These seasons can be rotated each year in the future to give each category of hunter his favorite season every other year. Shooting hours will be from ½ hour before sunrise to ½ hour after sunset.

## Application Procedures

### Shotgun

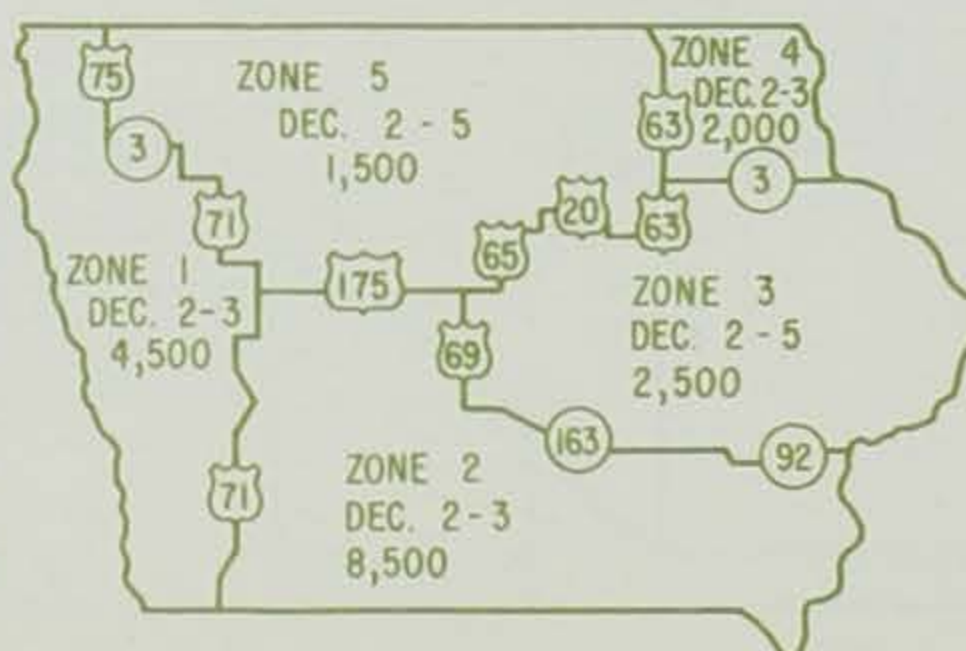
Applications for shotgun deer licenses will be accepted in the State Conservation Commission Office from September 1, 1972 through September 15, 1972 (applications received before September 1, and after September 15 will be returned as invalid license applications). Applications may be obtained from local conservation officers, license vendors, county recorders, or by writing to: Iowa Conservation Commission, 300 Fourth Street, Des Moines, Iowa 50319. The cost of the deer license will be \$10.00 and in addition all deer hunters must

possess a valid Iowa small game hunting license (unless exempted by law). A random drawing will be conducted to determine the 19,000 applicants to receive a license and for zone 3 and 5, the type of license to be issued. Those individuals who submit a valid application and do not receive a deer license will have their money refunded and will be given a certificate which guarantees them a license the following year (there are 7,429 such certificates that can be validated this year). Only one application may be submitted per person, and no party applications (more than one name per application) will be accepted. Shotgun hunters will have only one choice of zone in which they prefer to hunt this year. If license quotas are not filled in a zone, it will be re-opened to application upon notice from the State Conservation Commission.

### Landowner-Tenant

These special licenses are issued without cost to qualified landowners and tenants. They will only be issued by the State Conservation Commission. Therefore, if application is submitted by mail, allow two weeks for delivery. Applications for these deer licenses must reach the State Conservation Commission office by November 17, 1972, to assure applicants of a license before opening day of the shotgun season. These licenses restrict the individual to hunt only on his property.

Legislation passed in 1971 requires the landowner to live on his farm unit before he can qualify for this free license. This omits any landowner that lives in town or in an area remote to his farm unit. Also, only one license will be issued per farm unit; either the landowner or the ten-





# ANTLERED DEER





ant or a dependent of the landowner or tenant.

### Bow and Arrow

There is no restriction on the number of bow and arrow licenses to be issued at a fee of \$10 each. Zones do not apply to bow hunters since a license entitles the hunter to hunt statewide. The restriction on sex and age of deer taken in zones 3 and 5 does not apply to archers.

The modified antlered deer season will hopefully be the answer to increasing the deer herd in Iowa and bringing quality to deer hunting. In the future is the possibility of this type of season on a statewide basis with accompanying increases in season length and license quotas. This method of hunting is used in many mid-western states and is considered a good management tool for building up a deer herd.

Hunters obtaining the antlered deer only licenses in 1972 will have to be careful to look for antlers before they shoot. This will become automatic after a few hours in the field. It will take everyone's cooperation to maintain this valuable natural resource. One last message would be to remember to ask permission to hunt before entering private land. Respect private property and help keep good farmer-hunter relations.

### 1971 SEASON

The 1971 deer harvest was the third highest since modern deer hunting began in 1953. A total 11,691 deer were harvested which was below the record high season in 1970. Fair weather conditions with good snow cover during the short two-day shotgun season enabled the hunters to maintain a high harvest success rate.

Paid shotgun hunters enjoyed a 45% success rate (almost one out of every two hunters bagged a deer). The free landowner-tenant hunters recorded a 31% success rate, their highest ever, while bow hunters experience a very high 19% success rate. Of the 11,691 deer harvested in 1971, paid shotgun hunters accounted for 7,779, with land-owner-tenants bagging 2,680 and bow hunters 1,232. ☆





## Federal Aid Award to Glen Yates

Glen Yates, Federal Aid coordinator for the Iowa Conservation Commission recently received a Coordinator's Service Award from the Bureau of Sport Fisheries and Wildlife. The award, one of only several in region three, awarded in recent years, was given "in recognition of his integrity, performance and outstanding cooperation in administering the Federal Aid program in Iowa."

Yates annually administers \$800,000 received by the Commission as its share of Federal Aid monies derived from the federal excise tax on sporting guns and ammunition and sports fishing equipment. Under this program, nearly 43,000 acres have been acquired, developed and are under fish and wildlife management. ☆



Yates (left) receives award from Leonard Springer, regional supervisor of Federal Aid Program.

## Forum

Dear Sir,

Thanks for your letter congratulating me on my big catfish, but it has caused much embarrassment. I told all my friends about the Big Fish Records and the article (February Issue) and then I find my name has been omitted. Many of my friends subscribe to the IOWA CONSERVATIONIST and now they think me a fool or a braggart. Is there any way to correct this oversight? If so, please do so for me.

Sincerely,  
Allen Le Baugh  
Council Bluffs, Iowa

Our mistake! A 19 pound channel catfish certainly qualifies and we regret that your name and outstanding catch were omitted from the big fish list. Your big cat placed third in the 1971 Iowa official records. Let there be no more doubting!  
—Editor

I thought you might like to share this unusual and eye-catching occurrence with us. Do you recall how March threw a tantrum and came in with a lion's roar?

Something else came in to this area also — over a dozen Canada Geese zeroed in about noon on a farm along the Maquoketa River, fed, waded into the icy river water and drank a lot, they rested an hour and then took off.

What were the geese doing forty miles west of the Mississippi flyway and nearly across the state from the Missouri River?

Esther A. Sinclair  
Scotch Grove, Iowa

### ANSWER

Late in March the spring waterfowl migration reaches a peak in Iowa. It's pleasant but not uncommon to see Canada geese in any part of the state in March. ☆



Camping isn't exactly secluded on a summer weekend.

## CAMPGROUNDS . . .

(Continued from Page 9)

lished in other parks as soon as the need arises and money is available.

There are several drawbacks that could hamper further camping area rotation projects. The biggest at present is the purchase of additional land. Most of Iowa's state parks are laid out so that it is not practical to convert another part of the park into a camping area. So to create a rotation sys-

tem of camping in most areas would mean purchasing additional land.

Brill said, "I think that campground rotation is the park management of the future. Several national parks have already established rotation programs. I feel that in Iowa, camping area rotation could ultimately improve the quality of camping, give the native vegetation a chance to grow and in turn, greatly curb erosion in these areas." ☆





## Campfire Cookery

By Dick Ranney

### Poor Richard's "Lobster"

Last year's state record for Iowa lobster was 17 lbs. 3 oz. and was taken in the Shell Rock River. There were several others taken around the state in the ten to 16 pound class. An Iowa lobster doesn't have claws, antennas, four legs, or a grotesque shape that only another lobster could love. An Iowa lobster is beautiful — it has a long slender body and a deep greenish gold color. It has a broad forked tail and mouth full of teeth that look like they could put a dent into the side of a boat. Iowa lobsters are state

wide in distribution and will fight like the dickens when hooked. They will hit a wide range of live bait or lures and require patience and strength to land.

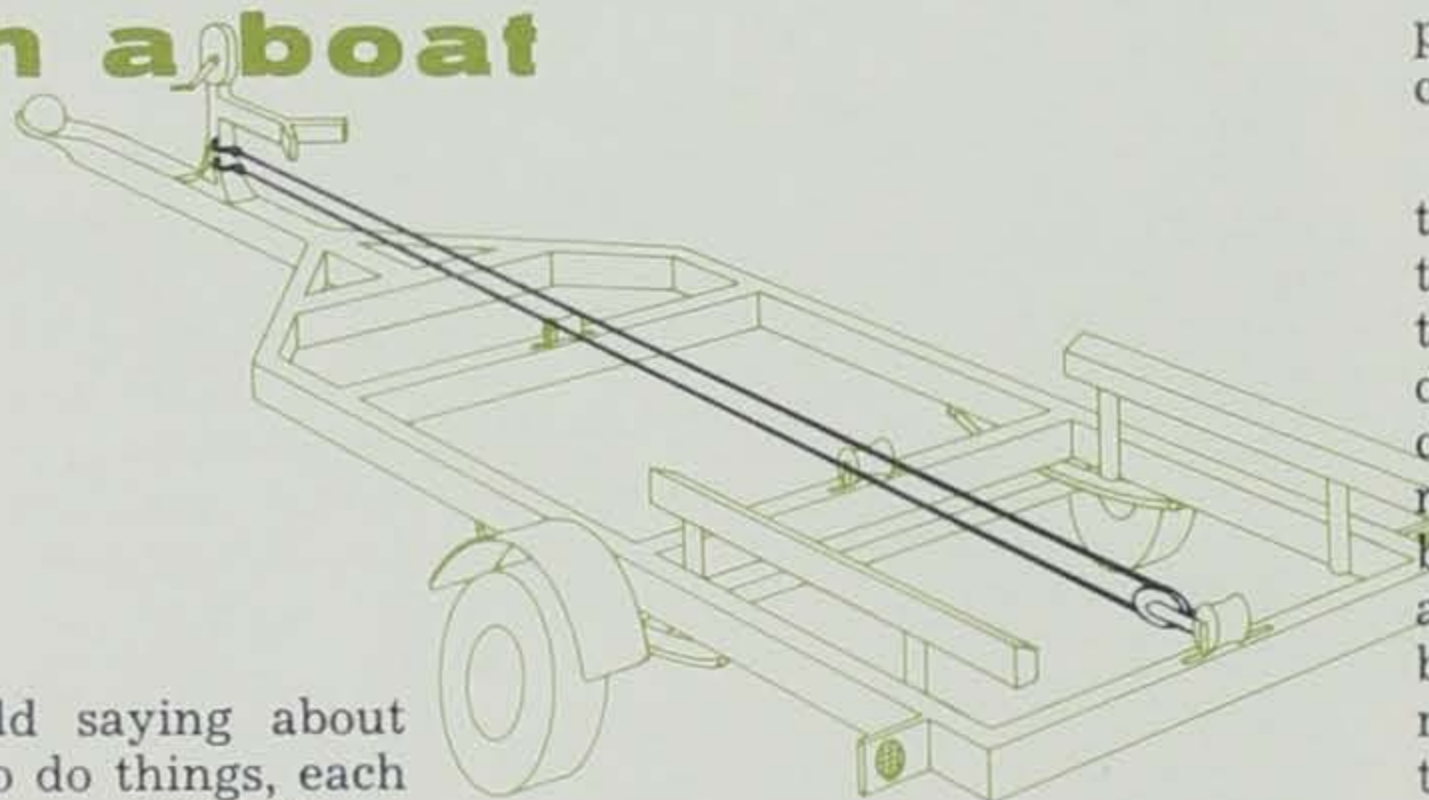
A group of Iowa fishermen witnessed an incident involving one of these crazy critters. The story goes like this. As they trolled along, one fisherman had a lure out a short distance behind the boat. His wife had a minnow rig further out. The man fishing the lure close to the boat got a mighty strike and fought a losing battle with a fish that finally broke his line. Within seconds, the lady got a strike on the deep running minnow rig and after a hard fight boated a nice fish in the nine to ten pound class. In the process of unhooking the minnow rig they could see the man's lost lure in the throat of the brute. That's when the real fight started — not with the fish — but between the two over who the prize

belonged to. All the way back to camp they had a quiet visit about the ownership. The fish ended in the pot but the fight over who it belonged to has gone on for many years.

This streamlined fish is called by many names, jacks, snakes, "Darned things" and just plain northern. The northern is great fun to catch and excellent for the table. The next time one jumps into the boat head him for the pot this way.

Place three quarts of water, one cut up medium red onion, a touch of salt,  $\frac{1}{2}$  cup of lemon juice, three stalks of cut up celery and one cup of white wine in a four to five quart pan. While it's coming to a boil cut four pounds of northern pike fillets into three inch pieces. Add the fish and re-boil five minutes. Drain and place on a foil lined sheet. Brush with butter and broil two minutes. Serve with cocktail sauce, or melted butter.

## Launch a boat



There's an old saying about the three ways to do things, each progressively more difficult — "the easy way, the hard way and the army way." There's a fourth way, which I will call **my way**, of launching a boat — the easiest way.

Launching a light boat from a trailer is usually a simple and easy task especially if the trailer has rollers and a tilt bed. But a heavy boat, loaded with a couple of full fuel tanks, a large outboard plus other gear often takes two men with all the push they can muster to slide the boat back to the trailer tilt position. From here on of course it's easy to get

the boat into the floating position.

Yachting Magazine described a similar device that I now use to good advantage. This device utilizes the trailer winch to back the boat off the trailer and with it one man can easily launch a heavy outboard. It consists of installing a pulley in the mid section of the trailer's back bolster and running a line through the pulley with both ends extending forward as far as the trailer winch. Both ends of this launching line should be equipped with stout steel hooks. I use  $\frac{1}{2}$  inch

polyethylene line, but light steel cable could be used.

To operate this device, the trailer is backed down the ramp to the water's edge and the usual things done, like removing tie downs, tilting motor, installing drain plug, and releasing tilting mechanism. The trailer is then backed down the ramp to about axle depth (keep warm wheel bearings out of the water). Now release the winch shackle from the boat's bow ring and hook one end of the launching line to the bow ring and the other end to the winch shackle. Make sure the line under the boat to the pulley is not twisted before proceeding. If all is clear, merely turn the winch handle and watch your boat slide back, over the tilt into the water — no wet feet, no sweat, no strain. From here on of course the usual procedures prevail. Your launching line hooks are released from the bow ring and winch shackle, then each is belayed to any convenient bolt near the winch ready for the next launching.



# Classroom Corner

By Curt Powell

Administrator  
Conservation Education Center

There is a great deal of concern being generated in recent years about recycling of products. Most of us are very aware that we live in a throw-away society. Industry and environmental groups are working on new methods to use materials a second time (recycling). By using materials a second or perhaps a third time, can you see how much benefit it would be to us?

Have you heard people talk about saving tin cans and newspapers during World War II? What did they do with them? How were these products re-used? Can you do the same thing today?

If there is a recycling Center near your home, check with them to see when you may deliver the materials they want. Make a project of it. Perhaps other people in the neighborhood, Church groups, Scouts or others would like to help in collecting recyclable materials. Now that school is out for summer vacation, we all should have some free time to "recycle" materials.

What could you do if there is no recycling center in your town? We're going to mention a few suggestions that may be helpful in making items that you might use around the house or on your camping trip or vacation this summer. We can't cover all the possibilities in this article.

First, let's talk about cans. Many today are made of aluminum. Did you know there are many things you can make from discarded cans? One is a candle holder. Take a small can such as a pop can and cut the top off with a can opener. Then cut the can in half (length ways) down to the other end. Cut around the bottom (on one half only) and remove. It should look like the illustration.

Attach a handle made out of a coat hanger at the back, and you


have a candle holder and reflector.

Another project is a letter holder. Again use a discarded can (a number 202 can will work). Cut both ends out with a can opener. Then use a hack-saw cut one-half way through the can every one inch.

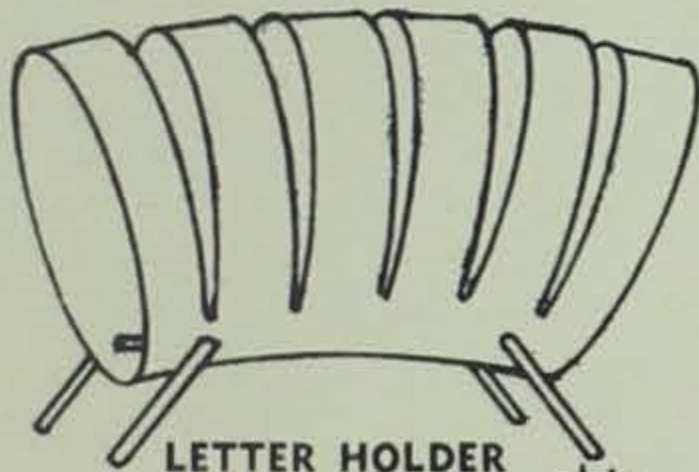
Next bend the can (ever so little) by applying your thumbs to the opposite side you cut and **push** away from you, while at the same time pulling the ends **to-ward** you. This opens gaps where you cut. There is where you place your letters. How does it stand? Again, we use a coat hanger to fashion the legs. Drill four holes in the bottom of the can and bend two lengths of coat hanger as shown. Insert them in the holes and then you have the legs completed. You may decorate it as you wish.

Secondly, let's work on a project using plastic bottles. You may make a boat scoop (for dipping water from your boat) as shown or you might make a carry-all container. The container is made by cutting the top tapered part of the plastic bottle off. Then punch holes around the top. These holes will be used to sew the cloth to the top of the container. Cut a piece of cloth as long as the container and as wide as the circumference of the container. Before you sew on the top of the container, put a draw string on the cloth. Then sew the cloth on the top of the container. The completed project looks as illustrated.

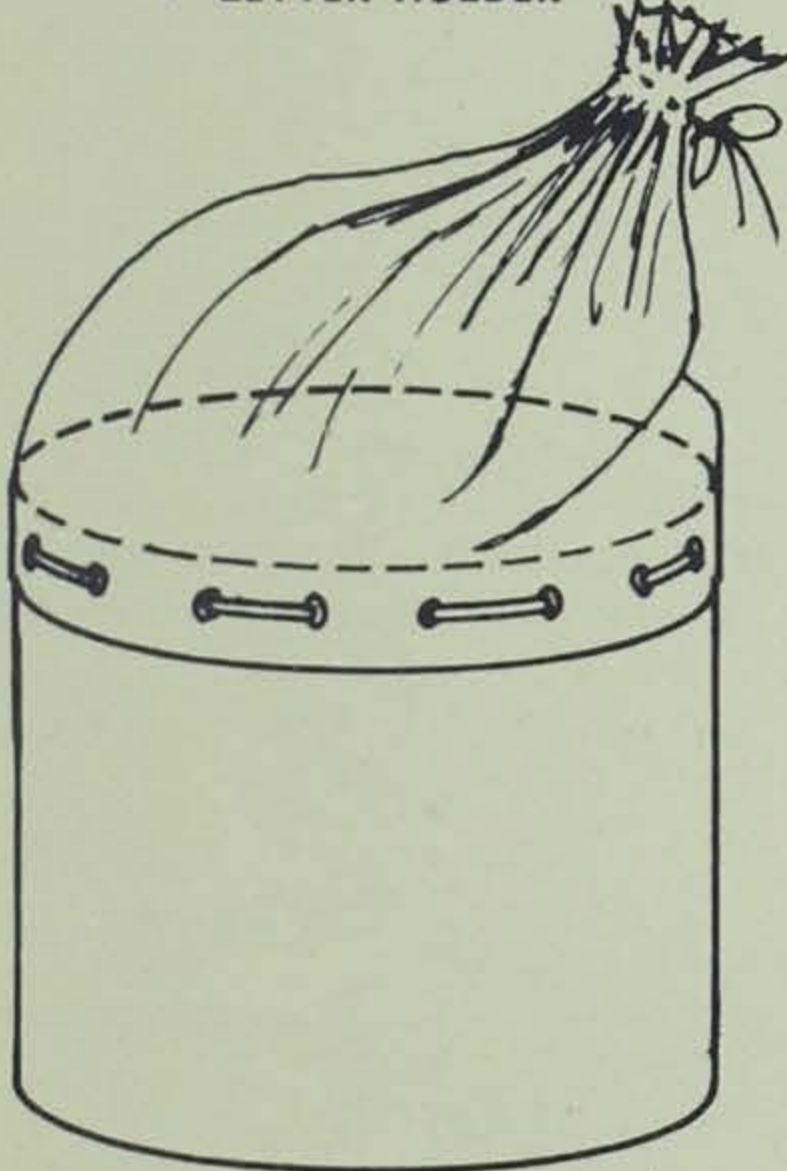
There are just a few things you might make. Check your library in the "Arts and Crafts" section or in "Hobbies" for other projects. Do you have any suggestions for using cans and plastic bottles? Are there other things you might make? Could you use materials other than cans and bottles for projects? Why not mail us your ideas so we might pass them on to others. Mail your suggestions to the Conservation Education Center, Route 1, Box 138C, Guthrie Center, Iowa 50115. Can you see how recycling is Conservation? ☆



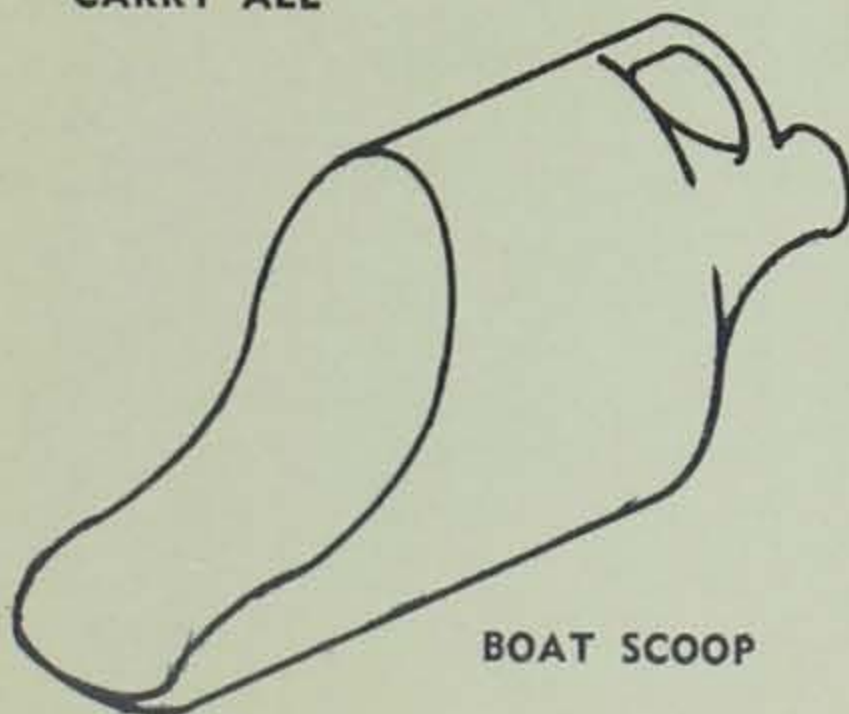
CANDLE HOLDER



LETTER HOLDER



CARRY ALL



BOAT SCOOP



## HOT LINE FISHING . . .

(Continued from Page 7)

but will quite often be about twelve feet deep. This is where your thermometer comes in handy again. The water temperature will drop at this level. Within one foot the temperature will drop one degree or more. If all

the fish are on the top twelve feet of water you would be wasting your time fishing in deeper water. Do you suppose that could be the reason you didn't have much luck last summer in some of the artificial lakes?

You can get as serious about your fishing as you want. You

can spend as much money on equipment as you want. The most important thing about fishing is to enjoy yourself, and relax from your every day work. Just don't put it off. GO! I have heard it said, and I'm sure it's true, that fishing is one way you can loaf without feeling guilty. ☆

