

Status of the Iowa Workforce and Economy

Upcoming 2018 News Release Schedule

Reference Month	Statewide News Release	Local Area News Release
Jan	Mar 12	Mar 12
Feb	Mar 23	Mar 27
Mar	Apr 20	Apr 24
Apr	May 18	May 22
May	Jun 15	Jun 19
Jun	Jul 20	Jul 24
Jul	Aug 17	Aug 21
Aug	Sep 21	Sep 25
Sep	Oct 19	Oct 23
Oct	Nov 16	Nov 20
Nov	Dec 21	Dec 27
Dec	Jan 18	Jan 23

Iowa Nonfarm Employment Seasonally Adjusted

Year	Month	Iowa Statewide Employment	Leisure and Hospitality Employment
2018	Apr	1,583,100	145,600
	May	1,585,000	144,700
	Jun	1,592,200	144,100
	Jul	1,591,000	144,600
	Aug	1,593,500	143,000
	Sep	1,591,400	143,300
	Oct	1,593,800	143,600
	Nov	1,593,000	142,200

Iowa Workforce Development

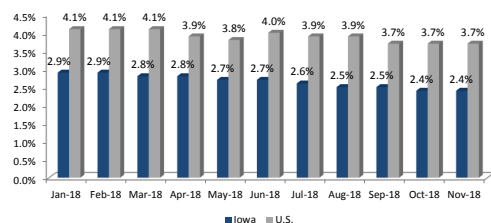
Information Prepared by the Labor Market Information Division

1000 East Grand Avenue
Des Moines, Iowa 50319-0209

Phone: 515-242-5862
Fax: 515-281-8203

Donna Burkett, Bureau Chief
Iowa Workforce Development

Iowa and U.S. Unemployment Rates for 2018



- Iowa's seasonally adjusted jobless rate remained at 2.4 percent in November. The state's jobless rate was 2.9 percent one year ago.
- The number of employed Iowans increased to 1,648,900 in November from 1,647,000 in October.
- The U.S. unemployment rate remained at 3.7 percent in November.

- Iowa establishments shed jobs in November (-800) and has contracted in three of the last five months.

- Private services combined decreased by 1,100 jobs. This follows three straight months of gains totaling 5,500 jobs.

- Manufacturing increased by 1,100 jobs. This sector is now up 8,600 jobs over the past twelve months.

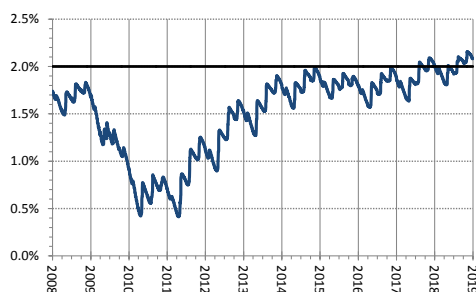
- Retail trade continues to struggle, paring 1,100 jobs in November. Retail posted layoffs in four of the last five months with losses totaling 4,600 jobs.

- Leisure and hospitality decreased by 1,400 jobs with losses stemming from accommodations and food services. This sector is now down 2,700 jobs annually.

- Iowa establishments are up 15,900 jobs annually. Annual losses have been limited to leisure and hospitality, other services, and information.

- U.S. total nonfarm employment advanced by 155,000 jobs in November. The largest increases were in health care (+32,000) and manufacturing (+27,000). The U.S. has added 2.4 million jobs annually.

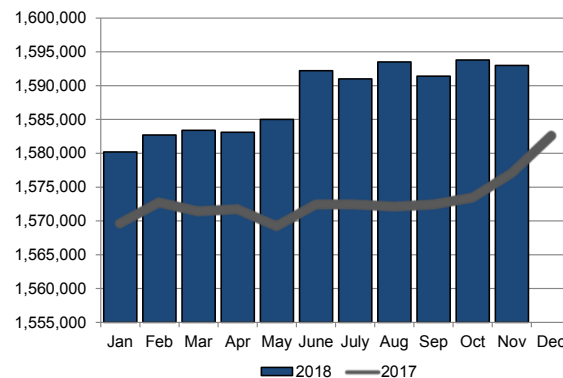
UI Trust Fund Balance (Funds Available to Pay Benefits as a Percentage of Nonreimbursable Wages)



- The UI fund can be expressed as a percentage of covered wages in order to control for employment and wage growth. Using this method, the fund has grown from 2011 through 2014 and has remained relatively stable through 2018.

- The fund balance in 2018 was sufficient to remain in the second lowest employer tax rate table for 2019.

Iowa Total Nonfarm Employment January 2017 - November 2018



Source: Labor Market Information (LMI) Division, Iowa Workforce Development and the Bureau of Labor Statistics (BLS) unless otherwise noted. (Reference: November 2018)