



# Iowa Crop Progress & Condition

Upper Midwest Regional Field Office · 210 Walnut Street Ste 833 · Des Moines IA 50309 · (515) 776-3400 · (800) 772-0825  
Fax (855) 271-9802 · www.nass.usda.gov

Cooperating with the Iowa Department of Agriculture and Land Stewardship

For the week ending October 28, 2018  
Issued October 29, 2018

Media Contact: Greg Thessen

Iowa farmers had a good week for harvesting with **5.8 days suitable for fieldwork** during the week ending October 28, 2018, according to the USDA, National Agricultural Statistics Service. Taking advantage of the dry conditions, activities for the week included harvesting corn and soybeans, baling stalks, anhydrous and manure application, fall tillage, and planting cover crops.

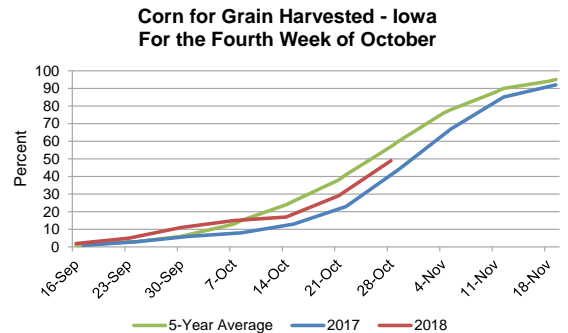
**Topsoil moisture** levels rated 0 percent very short, 0 percent short, 79 percent adequate and 21 percent surplus. **Subsoil moisture** levels rated 0 percent very short, 1 percent short, 73 percent adequate and 26 percent surplus.

Forty-nine percent of the State's **corn** for grain crop has been harvested, 3 days ahead of last year but 3 days behind the five-year average. Farmers in southeast Iowa have harvested 65 percent of their corn for grain while farmers in the northeast and southwest are yet to cross the 40 percent mark on their corn for grain harvest. Moisture content of field corn being harvested averaged 18 percent. Corn condition rated 69 percent good to excellent. **Soybean** harvest was 71 percent complete, a week behind the average. This is the smallest percentage of the soybean crop harvested by October 28 since 2009.

**Pasture conditions** rated 52 percent good to excellent. Feedlots are drying to more favorable condition.

## Crop Condition as of October 28, 2018

Item	Very poor	Poor	Fair	Good	Excellent
	(percent)	(percent)	(percent)	(percent)	(percent)
Corn .....	3	6	22	52	17
Pasture and range.....	3	10	35	45	7



## Field Work and Crop Progress as of October 28, 2018

Item	Districts										State	Last Week	Last Year	5-yr Avg
	NW	NC	NE	WC	C	EC	SW	SC	SE					
	(percent)	(percent)	(percent)	(percent)	(percent)	(percent)	(percent)	(percent)	(percent)	(percent)	(percent)	(percent)	(percent)	(percent)
Corn harvested for grain.....	50	48	36	47	54	59	37	49	65	49	29	41	57	
Soybeans harvested.....	82	83	65	77	81	76	39	45	60	71	37	80	86	

## Days Suitable for Fieldwork and Soil Moisture Supplies as of October 28, 2018

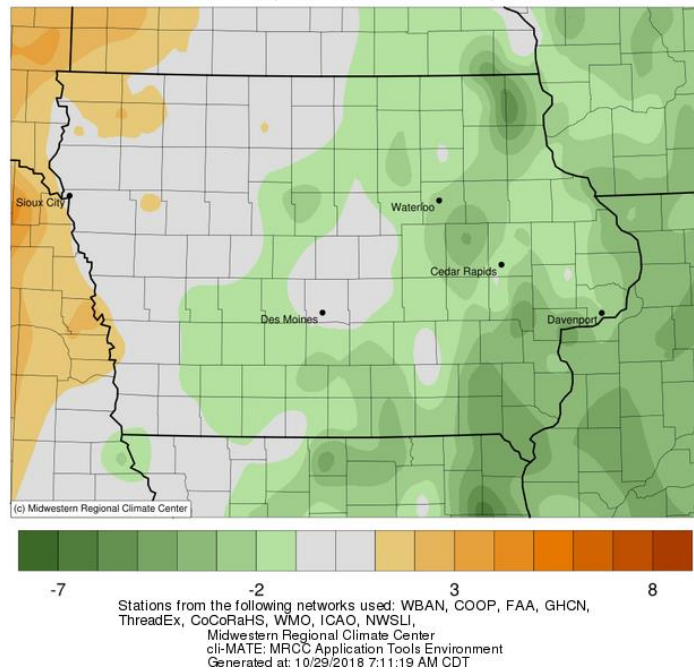
Item	Districts										State	Last Week	Last Year
	NW	NC	NE	WC	C	EC	SW	SC	SE				
	(days)	(days)	(days)	(days)	(days)	(days)	(days)	(days)	(days)	(days)	(days)	(days)	(days)
Days suitable .....	5.6	6.2	5.1	5.4	6.3	6.6	5.2	5.8	5.9	5.8	4.4	5.4	
	(percent)	(percent)	(percent)	(percent)	(percent)	(percent)	(percent)	(percent)	(percent)	(percent)	(percent)	(percent)	
Topsoil moisture													
Very short .....	0	0	0	0	0	0	0	0	0	0	0	2	
Short .....	0	0	1	0	0	0	0	2	3	0	0	7	
Adequate .....	81	86	81	87	73	70	57	77	82	79	65	83	
Surplus .....	19	14	18	13	27	30	43	21	15	21	35	8	
Subsoil moisture													
Very short .....	0	0	0	0	0	0	0	1	3	0	0	6	
Short .....	0	0	1	0	0	0	0	8	10	1	2	16	
Adequate .....	75	77	70	80	68	63	55	81	80	73	61	73	
Surplus .....	25	23	29	20	32	37	45	10	7	26	37	5	

# IOWA PRELIMINARY WEATHER SUMMARY

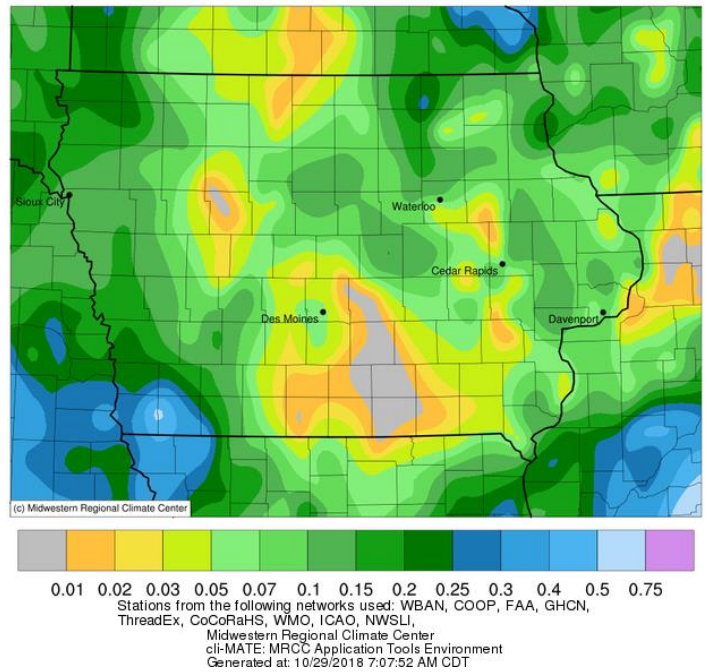
Provided by Justin Glisan, Ph.D., State Climatologist  
Iowa Department of Agriculture and Land Stewardship

Unseasonably cool and dry conditions continued across Iowa during October's last full week. Temperatures were generally near normal in western Iowa and up to four degrees cooler than normal in eastern Iowa. Statewide precipitation deficits were largest in southeastern Iowa. Average rainfall was around 0.12 inch; the normal for the week is 0.56 inch. A warm Monday (22<sup>nd</sup>) began the week with highs averaging between the mid-60 and lower 70s. A cold front dropped through Iowa on Tuesday (23<sup>rd</sup>) bringing cooler temperatures and pleasant conditions. Highs were generally in the 50s with overnight lows dropping into the upper 20s and lower 30s. Spotty rain showers moved into extreme western Iowa late Wednesday (24<sup>th</sup>) with measurable rainfall between 0.10 and 0.25 inch. Light rain lingered into Thursday (25<sup>th</sup>) with highest two-day totals confined to Iowa's western third ranging between 0.05 and 0.50 inch. Friday (26<sup>th</sup>) into Saturday (27<sup>th</sup>) was generally dry, though a weak warm front ahead of a surface low over Minnesota produced isolated showers in eastern Iowa. Highs were in the upper 60s with cloud cover keeping temperatures cooler in the northeast. As the low propagated east, a cold front moved through early Sunday (28<sup>th</sup>) bringing light rainfall to the northeastern two-thirds of Iowa. Behind the front clear to mostly sunny conditions prevailed with very gusty winds across Iowa's eastern half. Under clear skies, overnight lows dropped into the upper 20s. The week's high temperature of 73 degrees was reported in De Soto (Harrison County) on the 26<sup>th</sup>, around 13 degrees above average. Elkader (Clayton County) and Stanley (Buchanan County) observed the week's overnight low temperature of 19 degrees on the 22<sup>nd</sup>, 16 degrees below normal. The highest weekly total rainfall accumulation of 0.62 inch was observed in Shenandoah (Page County).

**Average Temperature (°F): Departure from 1981-2010 Normals**  
October 22, 2018 to October 28, 2018



**Accumulated Precipitation (in)**  
October 22, 2018 to October 28, 2018



Temperature and Precipitation Maps, courtesy of the Midwestern Regional Climate Center, are available at: <http://mrcc.isws.illinois.edu/CLIMATE/>