



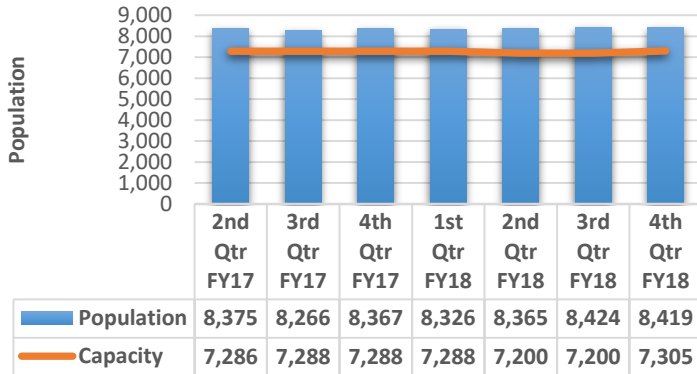
Quarterly Quick Facts

June 30, 2018

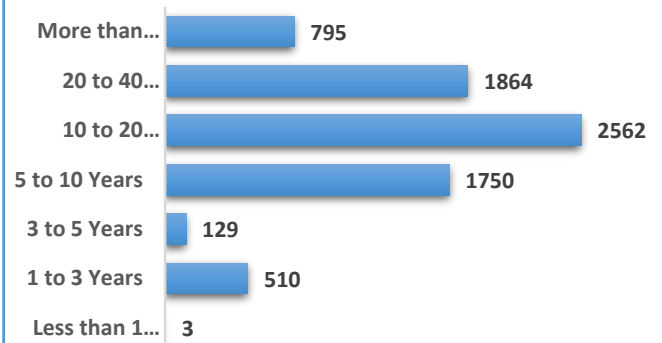
IDOC

510 East 12th Street
Des Moines, IA 50319
<https://doc.iowa.gov>

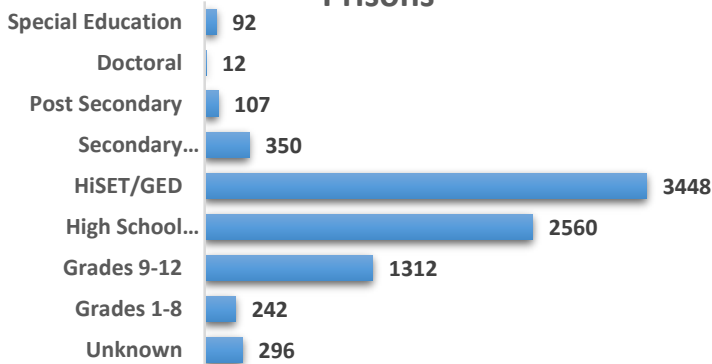
Quarterly Prison Population



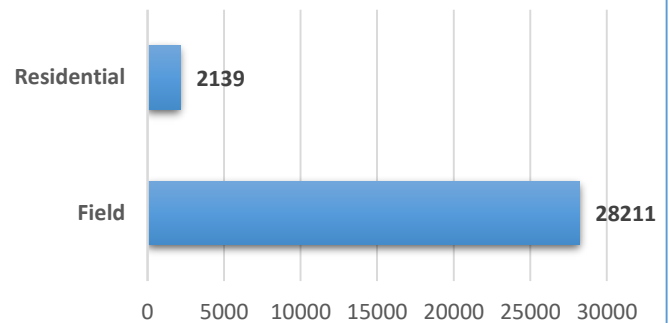
Sentences Being Served



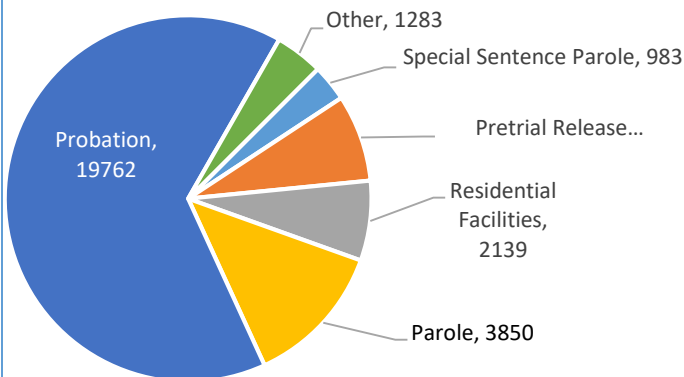
Education Levels of Offenders in Iowa Prisons



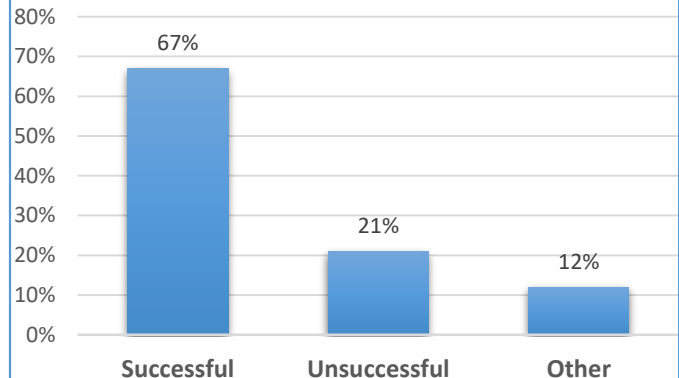
Community Based Corrections Population Distribution



Total Offenders Supervised in Districts: 30,350



Community Supervision Closure Outcomes (Includes Field and Residential)



Recidivism FY2017

Return Rate to Prison:	35.4%
Recidivism Rate (Target Population):	35.8%

Average Daily Cost Per Offender FY17	
Institution	CBC (Does not include treatment costs)
92.16 (Includes \$2.07 per meal cost)	\$77.62 Residential Facilities
	\$4.93 Probation/Parole

Iowa Department of Corrections	
Operating Budget FY2018	
General Fund	\$377,701,155
Other Revenue	\$25,711,278

Employees of IDOC	Number
Prisons	2,513
Community Based Corrections	1,109
Central Office	41
Total	3,663

Veterans	Institution	CBC	Total
Female	4	65	69
Male	434	1,116	1550

System Statistics				
Gender:	Institution	Institution %	CBC	CBC %
Male	7,698	91%	22,412	74%
Female	726	9%	7,911	26%
Unknown		0%	27	0.1%
Age:	Institution	Institution %	CBC	CBC %
Under 18	7	0%	53	0.2%
18-30	3,062	36%	12,796	43%
31-50	3,914	46%	13,585	45%
51+	1,441	17%	3,916	13%
Unknown	0	0%	0	0%
Race/Ethnicity:	Institution	Institution %	CBC	CBC %
American Indian	143	2%	344	1%
Asian	77	1%	344	1%
Black	2,087	25%	5,245	17%
Hispanic	555	7%	1,682	6%
White	5,561	67%	22,648	75%
Unknown	1	0%	87	0.3%
Crime Type:	Institution	Institution %	CBC	CBC %
Drug	1,467	18%	8,113	27%
Violent	4,047	49%	6,894	23%
Property	1,619	19%	7,098	24%
Public Order	553	7%	7,406	25%
Other	738	9%	839	3%