


# 2016 IOWA INDUSTRY PROFILE

## TRANSPORTATION & WAREHOUSING

### IOWA WORKFORCE DEVELOPMENT



#### Executive Summary

In 2015, the **transportation and warehousing** sector comprised 4.4 percent of total public and private sector employment in Iowa, employing 66,678 people at 4,634 establishments. This sector had an average annual wage of \$43,960, which is just shy of the state's average annual wage of \$44,094.

Public employees also have a large impact in this sector, as postal workers make up 11.3 percent of total sector employment. The role of the post office in transportation is declining, however, which is evident in the fact that postal workers made up 11.9 percent of sector employment in 2014.

Like most sectors, transportation and warehousing took a hit to employment due to the recent recession. The industry reached its employment low of 60,689 in 2009, losing over 2,000 jobs from 2008 to 2009. Employment reached pre-recession levels again in 2012 and has grown 8.2 percent overall since 2006. Much of that growth occurred recently, as employment grew by 2,894 jobs, or 4.5 percent, from 2014 to 2015.

This sector is fairly male-dominated; men hold 75.7 percent of jobs in the industry.





# TRANSPORTATION & WAREHOUSING IOWA INDUSTRY PROFILE

## What is Transportation & Warehousing?

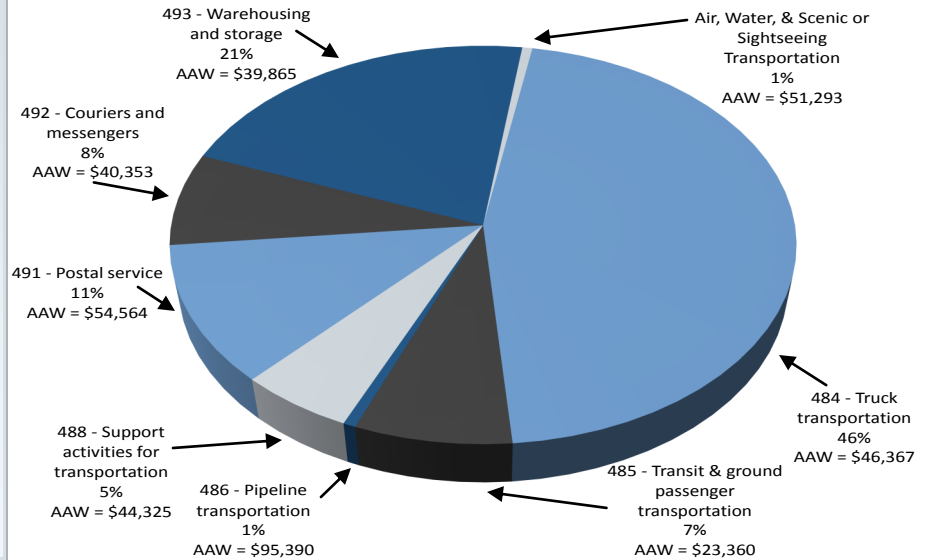
The **transportation and warehousing** sector includes industries providing transportation of passengers and cargo, warehousing and storage for goods, scenic and sightseeing transportation, and support activities related to modes of transportation.

Establishments in these industries use transportation equipment or transportation related facilities as a productive asset. The type of equipment depends on the mode of transportation. The modes of transportation are air, rail, water, road, and pipeline.

Source: [www.bls.gov/cew/bls\\_naics/bls\\_naics\\_app.htm](http://www.bls.gov/cew/bls_naics/bls_naics_app.htm)

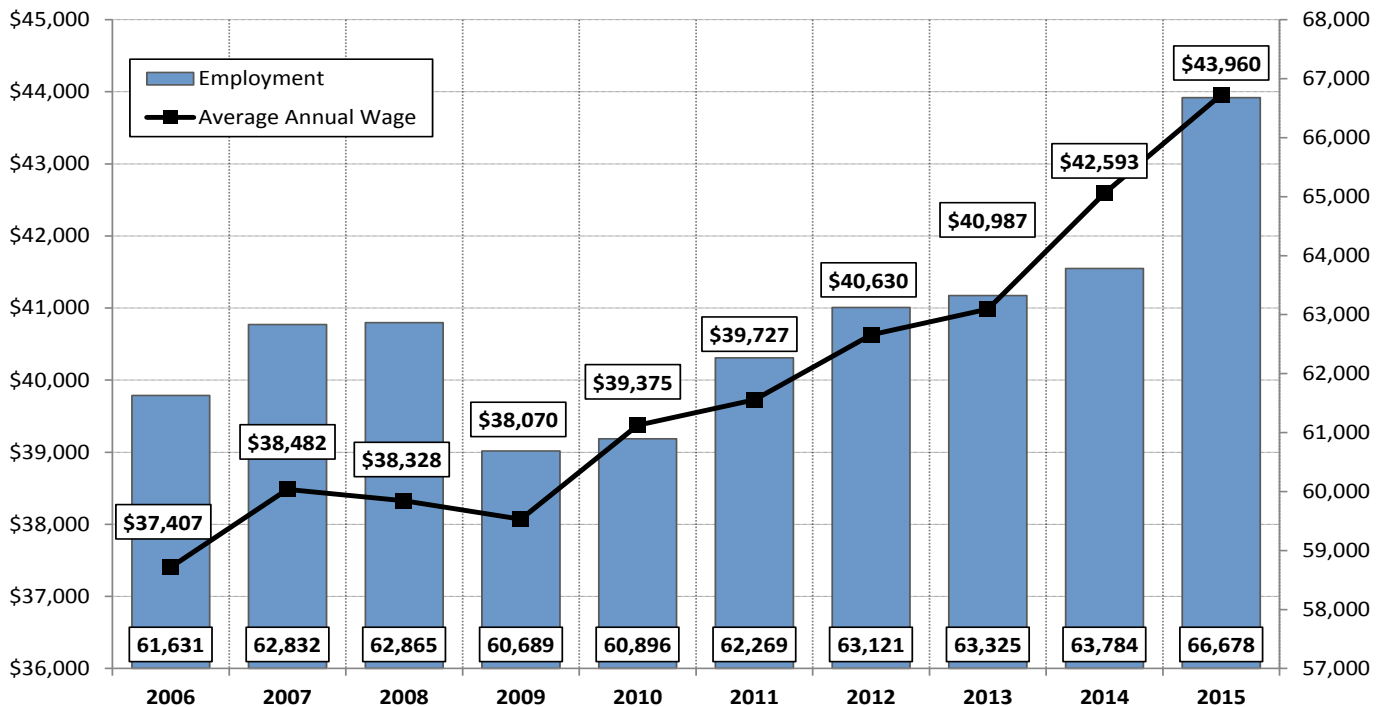
### 2015 Industry Breakout by Employment in Iowa

*Transportation & Warehousing*  
Percentage Employed & Average Annual Wage (AAW) by Subsector



Source: Quarterly Census of Employment and Wages (QCEW), Iowa Workforce Development

## 2006-2015 Employment in Transportation & Warehousing



Source: Quarterly Census of Employment and Wages (QCEW), Iowa Workforce Development

# TRANSPORTATION & WAREHOUSING IOWA INDUSTRY PROFILE



## Examples of Transportation & Warehousing Employers

Name of Company	Industry
Cloverleaf Cold Storage	Warehousing and storage
Exel	Warehousing and storage
GSTC Logistics	Warehousing and storage
Heartland Express	General freight trucking
Lineage Logistics	Warehousing and storage
Panama Transfer	General freight trucking
TMC Transportation	General freight trucking
US Postal Service	Postal service
XPO Logistics Freight	General freight trucking

## Employers

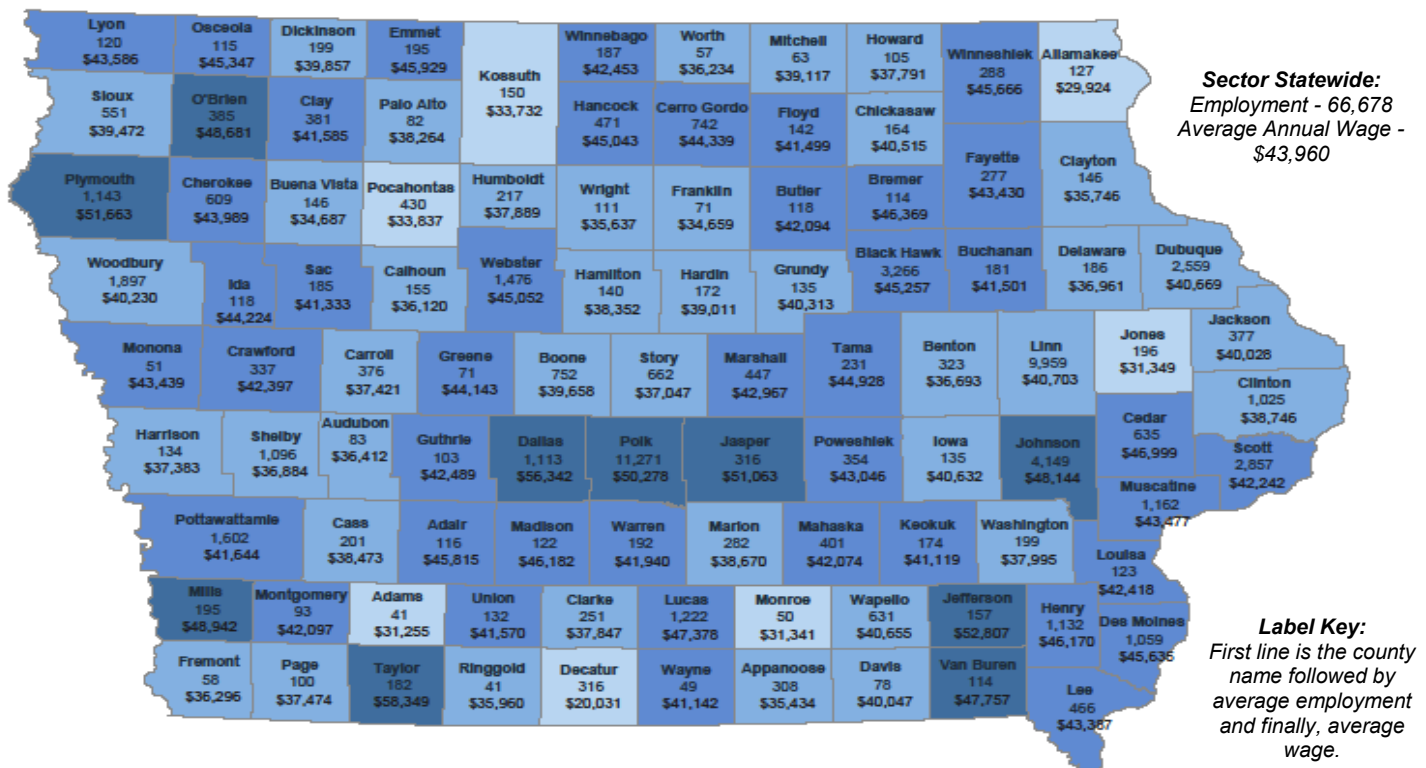
For 2015, there were 4,634 locations in **transportation and warehousing**. These establishments employed 66,678 people.

By far, the largest subsector in this industry is **truck transportation**, which employs 30,578 Iowans, or about 45.9 percent of workers in the transportation & warehousing sector.

Several subsectors within this sector have very little employment and thus were pooled together in the information displayed on the previous page. These pooled subsectors only account for 380 employees in the state, which is roughly half of one percent of total sector employment.

Source: [www.iowaworkforcedevelopment.gov/employer-database](http://www.iowaworkforcedevelopment.gov/employer-database)

## 2015 Covered Employment in Transportation & Warehousing



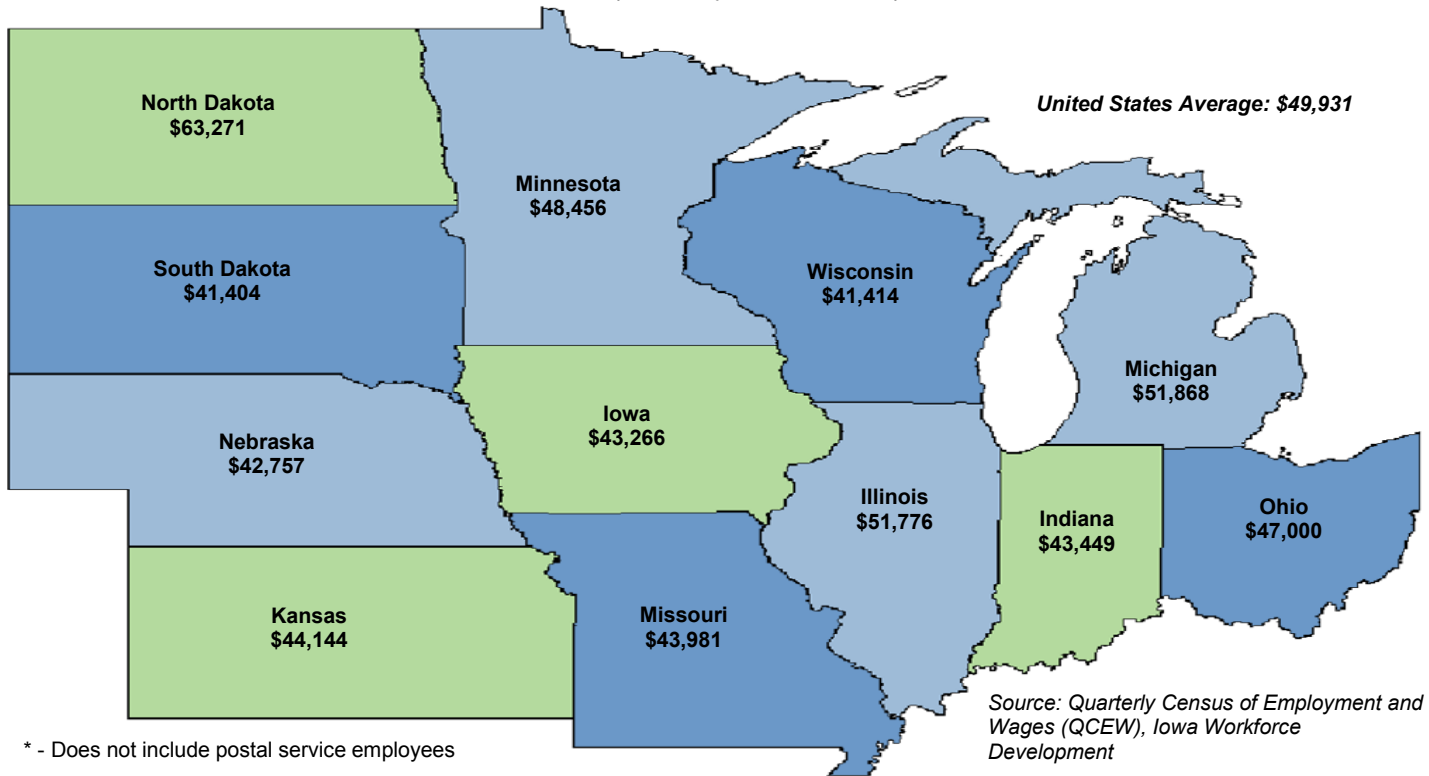
Source: Quarterly Census of Employment and Wages (QCEW), Iowa Workforce Development



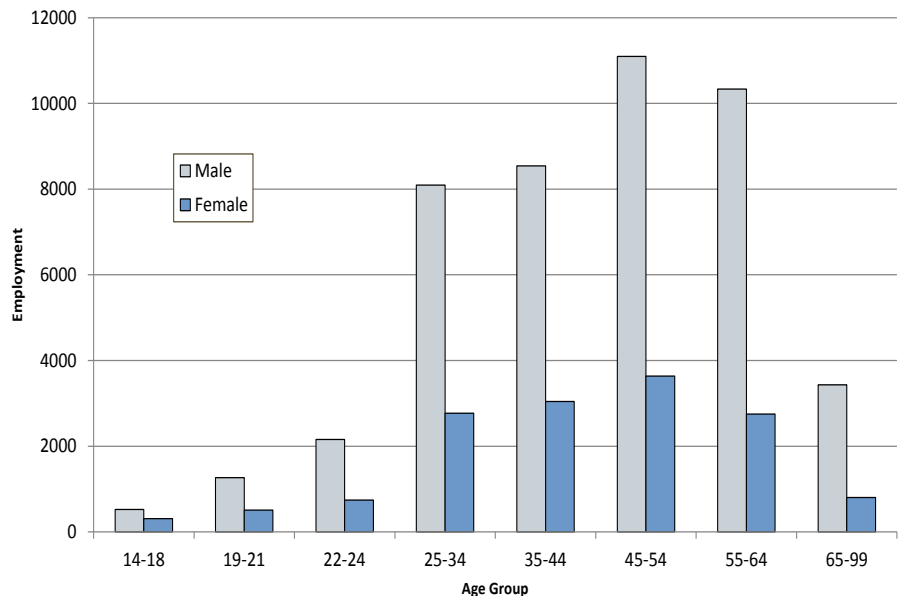
# TRANSPORTATION & WAREHOUSING IOWA INDUSTRY PROFILE

## 2015 Average Annual Wage for Covered Employment in Transportation & Warehousing

State Comparisons by Private Ownership\*



## Industry Distribution by Age & Gender 4th Qtr. 2015



Source: Local Employment Dynamics, Iowa Workforce Development and U.S. Census Bureau  
<http://lehd.did.census.gov>

### Contact Information

#### Iowa Workforce Development, Employment Statistics Bureau

1000 E Grand Ave  
Des Moines, IA 50319  
800-532-1249  
Fax: 515-281-8195  
lwd.lmi@iwd.iowa.gov  
www.iowaworkforcedevelopment.gov

Equal opportunity employer/program.  
Auxiliary aids and services are available  
upon request to individuals with disabilities.

TTY 515-281-4748  
1-800-831-1399

