

# 2015

## IOWA WORKFORCE DEVELOPMENT

# TRANSPORTATION & WAREHOUSING

## IOWA INDUSTRY PROFILE


### Executive Summary

In 2014, the **transportation and warehousing** sector comprised 4.2 percent of total employment (including public and private sector) in Iowa, employing 63,784 workers. This sector had an average annual wage of \$42,593, which is nearly identical to the state's average salary of \$42,536.

Public employees also have a large impact in this sector, as postal workers make up 12.0 percent of total sector employment.

Like most sectors, transportation and warehousing took a hit to employment due to the recent recession. The industry reached its employment low of 60,689 in 2009, losing over 2,000 jobs between 2008 and 2009. Employment reached pre-recession levels again in 2012 and has grown 13.9 percent over all since 2006.

This industry is fairly male dominated. Men hold 78.4 percent of all the jobs in this industry.



# TRANSPORTATION & WAREHOUSING IOWA INDUSTRY PROFILE

## What is Transportation & Warehousing?

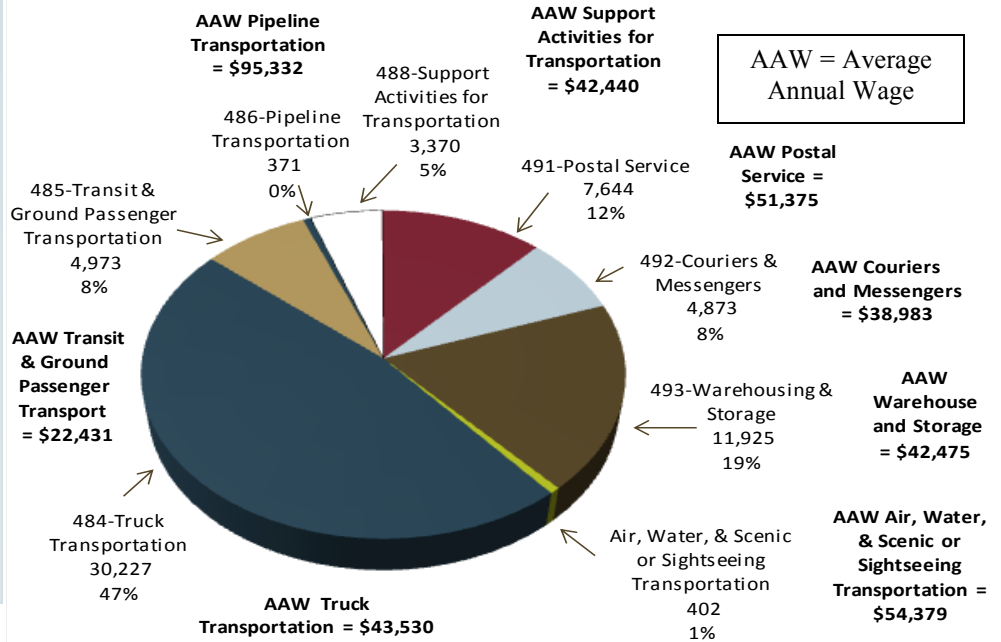
The Transportation and Warehousing sector includes industries providing transportation of passengers and cargo, warehousing and storage for goods, scenic and sightseeing transportation, and support activities related to modes of transportation. Establishments in these industries use transportation equipment or transportation related facilities as a productive asset. The type of equipment depends on the mode of transportation. The modes of transportation are air, rail, water, road, and pipeline.

Source: [www.census.gov/cgi-bin/sssd/naics/](http://www.census.gov/cgi-bin/sssd/naics/)

## 2014 Industry Breakout by Employment in Iowa

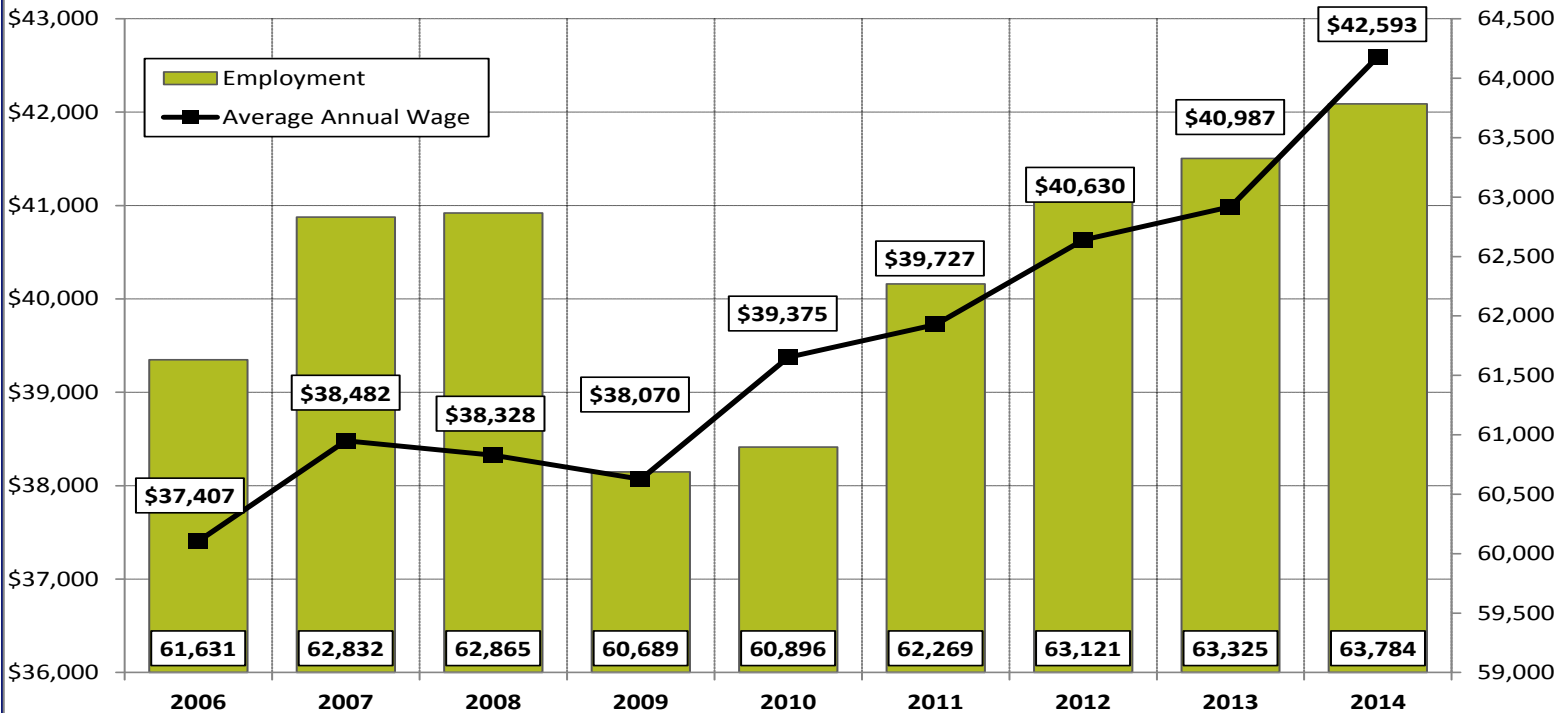
Top Transportation & Warehousing NAICS Industry Coding

\* Percentage Employed by Sub-Sector



Source: Quarterly Census of Employment and Wages (QCEW), Bureau of Labor Statistics

## 2006-2014 Employment in Transportation & Warehousing in Iowa



Source: Quarterly Census of Employment and Wages (QCEW), Bureau of Labor Statistics

# TRANSPORTATION & WAREHOUSING IOWA INDUSTRY PROFILE

## Examples of Major Employers

Name of Company	Industry
BSNF Railway Co	Rail Transportation
Cargill Corn Milling, Inc.	Warehousing & Storage
Cloverleaf Cold Storage	Warehousing & Storage
Connect-A Dock-Inc.	Support Activities for Water Transportation
CRST International, Inc.	Specialized Freight Trucking
Jacobson Warehouse Co	General Freight Trucking
Schneider	Specialized Freight Trucking
TMC Transportation	Specialized Freight Trucking
US Post Office	Postal Service
West Side Transport, Inc.	Specialized Freight Trucking

Source: Infogroup USA

## Employers

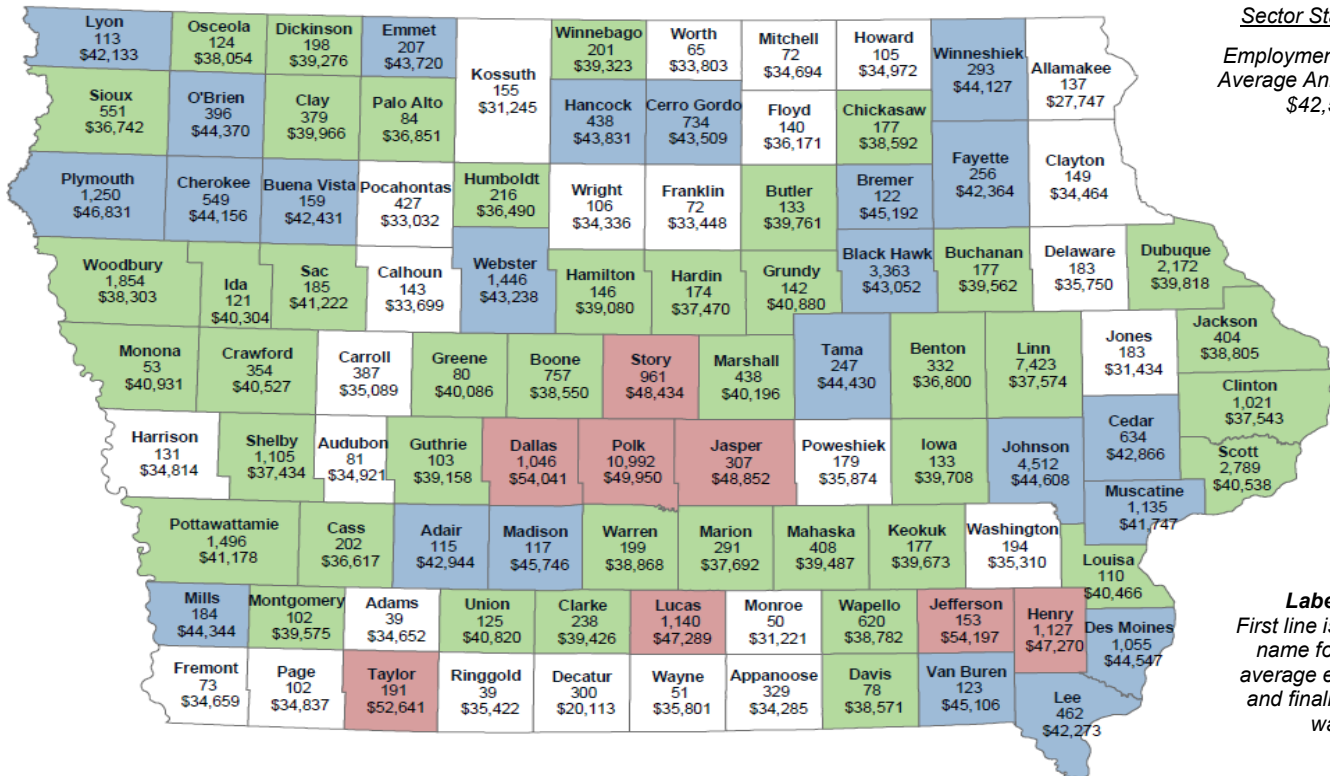
For 2014, there were about 4,632 locations in **Transportation & Warehousing**. These establishments employ 63,784 workers.

The largest sector by far is **truck transportation** which employs 30,227 Iowans or about 47.4 percent of total **transportation & warehousing** workers.

Several subsectors within this sector had very little employment and thus were pooled for the information displayed on the previous page. These pooled subsectors only account for 402 employees in the state, or less than one percent of sector employment.

## 2014 Employment in Transportation & Warehousing by County

Average Annual Wage:   
 Less than \$36,171   
 \$36,172 to \$41,222   
 \$41,223 to \$46,831   
 Greater than \$46,832



Sector Statewide:  
 Employment - 63,784  
 Average Annual Wage  
 \$42,593

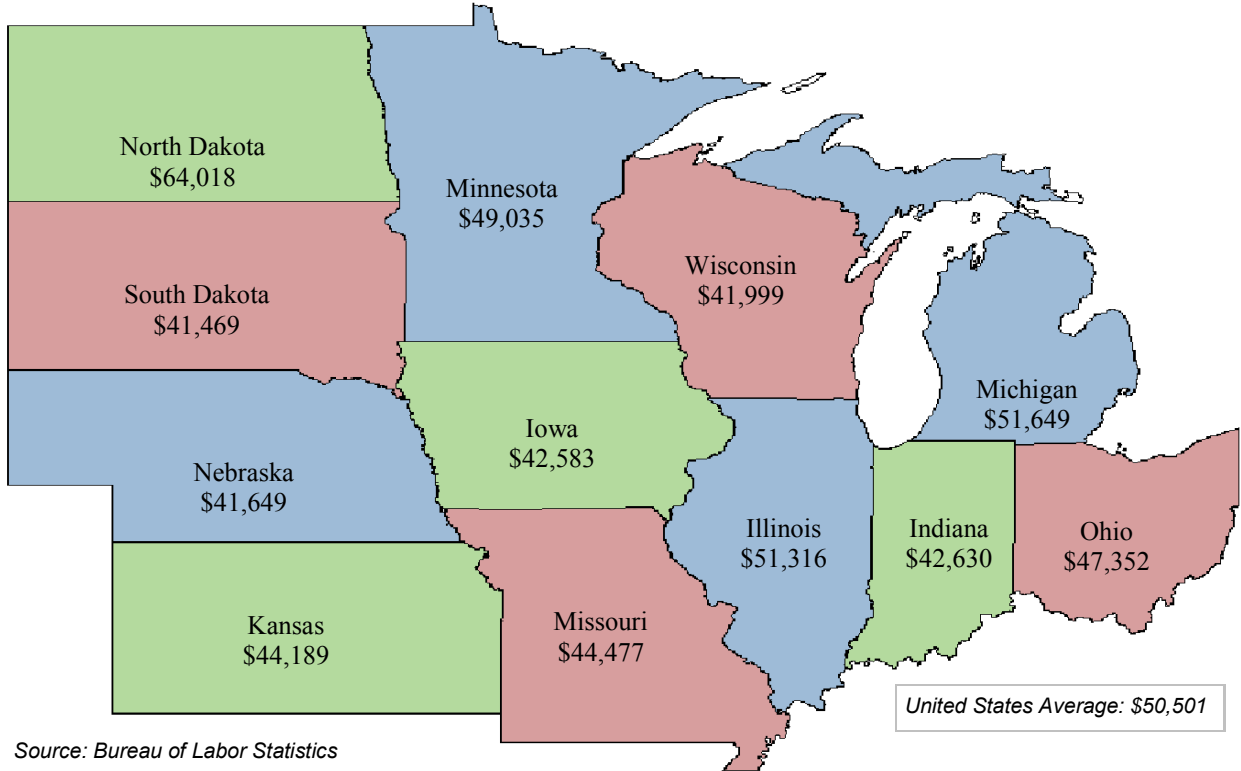
**Label Key:**  
 First line is the county name followed by average employment and finally, average wage.

Source: Quarterly Census of Employment and Wages (QCEW), Bureau of Labor Statistics

# TRANSPORTATION & WAREHOUSING IOWA INDUSTRY PROFILE

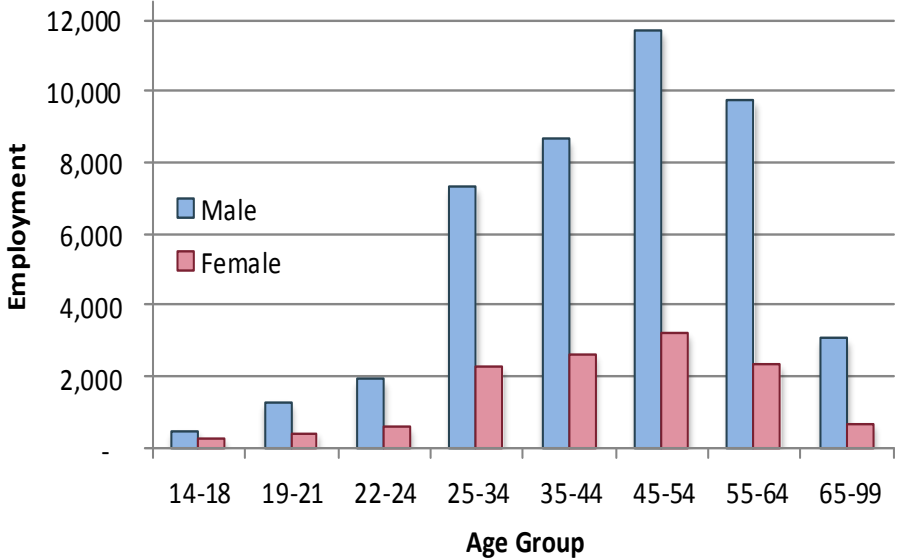
## 2014 Average Annual Wage for Covered Employment in Transportation & Warehousing

State Comparisons by Private Ownership



Source: Bureau of Labor Statistics

## Industry Distribution by Age and Gender 2013 Annual Average



Source: Local Employment Dynamics, Iowa Workforce Development and U.S. Census Bureau  
<http://lehd.did.census.gov>

### Contact Information

#### Iowa Workforce Development, Employment Statistics Bureau

1000 E Grand Ave  
Des Moines, IA 50319  
800-532-1249

Fax: 515-281-8195

[lwd.lmi@iwd.iowa.gov](mailto:lwd.lmi@iwd.iowa.gov)

[www.iowaworkforcedevelopment.gov](http://www.iowaworkforcedevelopment.gov)

Equal opportunity employer/program.  
Auxiliary aids and services are available  
upon request to individuals with disabilities.

TTY 515-281-4748  
1-800-831-1399

IOWA.  
**WORKFORCE**  
DEVELOPMENT

Smart. Results.