



2015 IOWA INDUSTRY PROFILE

MINING

IOWA WORKFORCE DEVELOPMENT




Executive Summary

In 2014, the **mining** sector comprised about 0.1 percent (2,170) of all employment (both public and private sector) in Iowa. While the sector is small, workers in these industries are well compensated, averaging \$51,788, about 21.8 percent higher than the average for all sectors in the state. This small sector does not fluctuate much and tends to hover around 2,200 employees.

Most of the employment in the sector is in the **stone mining and quarrying** sub-sector. This industry consists of establishments primarily engaged in developing the mine site and/or mining or quarrying dimension stone (i.e., rough blocks and/or slabs of stone). Although **mining** represents the smallest sector in the Iowa economy in terms of employment, it is also one of the highest paying industries.

This sector is also a male-dominated industry, holding 89.7 percent of all the jobs in this sector.





MINING

IOWA INDUSTRY PROFILE

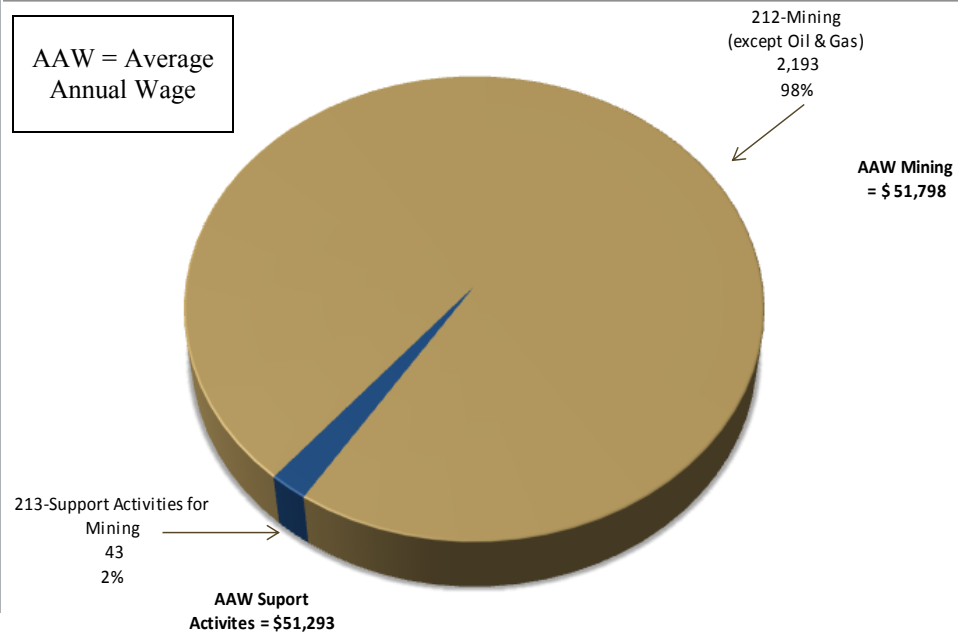
What is Mining?

The **mining** sector comprises establishments that extract naturally occurring mineral solids, such as coal and ores; liquid minerals, such as crude petroleum; and gases, such as natural gas. The term mining is used in a broad sense to include quarrying, well operations, beneficiating (e.g. crushing, screening, washing and flotation), and other preparation customarily performed at the mine site, or as a part of mining activities.

2014 Industry Breakout by Employment in Iowa

Mining NAICS Industry Coding

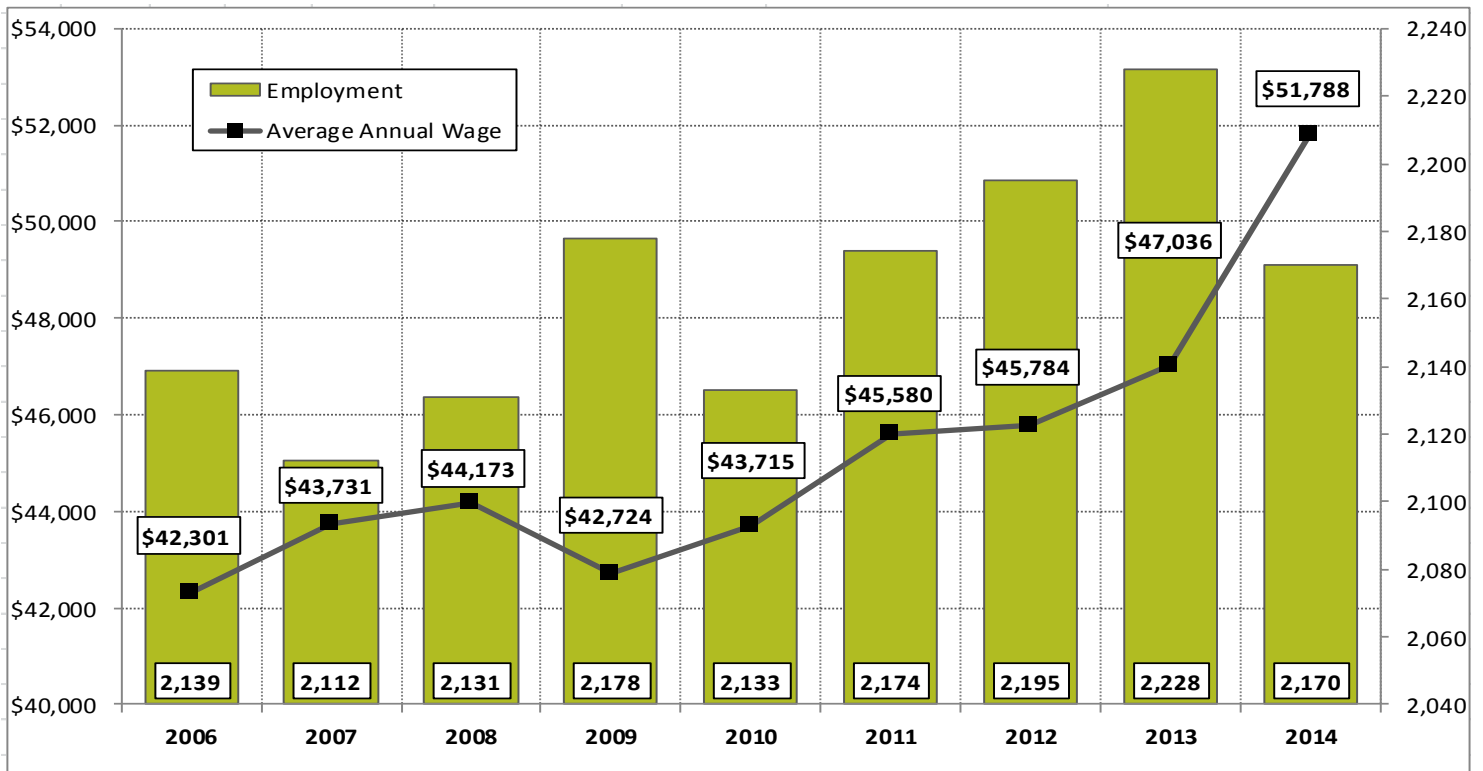
* Percentage Employed by Sub-Sector



Source: www.census.gov/naics

Source: Quarterly Census of Employment and Wages (QCEW), Bureau of Labor Statistics

2006-2014 Covered Employment in Mining in Iowa



Source: Quarterly Census of Employment and Wages (QCEW), Bureau of Labor Statistics

MINING

IOWA INDUSTRY PROFILE



Examples of Major Mining Industry Employers

Name of Company	Industry
Bruening Rock	Nonmetallic Mineral Mining & Quarrying
Cessford Construction Co.	Nonmetallic Mineral Mining & Quarrying
Climax Molybdenum Co.	Nonmetallic Mineral Mining & Quarrying
Cooperative Oil	Oil & Gas Extraction
ILC Resources	Nonmetallic Mineral Mining & Quarrying
Linwood Mining & Minerals Corp	Nonmetallic Mineral Mining & Quarrying
Martin Marietta Aggregates	Nonmetallic Mineral Mining & Quarrying
Paul Niemann Construction Co.	Nonmetallic Mineral Mining & Quarrying
Refined Vegetable Oils	Oil & Gas Extraction
River Products Co.	Nonmetallic Mineral Mining & Quarrying

Source: Infogroup USA

Employers

In 2014, there were 197 **mining** related locations across Iowa.

The **mining** sub-sector represented over 98 percent of total sector employment. The other two percent was in the **support activities for mining** sub-sector. Support activities include things like exploration, taking core samples, directional drilling, etc. Many mining companies do this in-house, but they may contract such duties out to mining support companies.

The **oil & gas extraction** sub-sector reported no employment in Iowa in 2014.

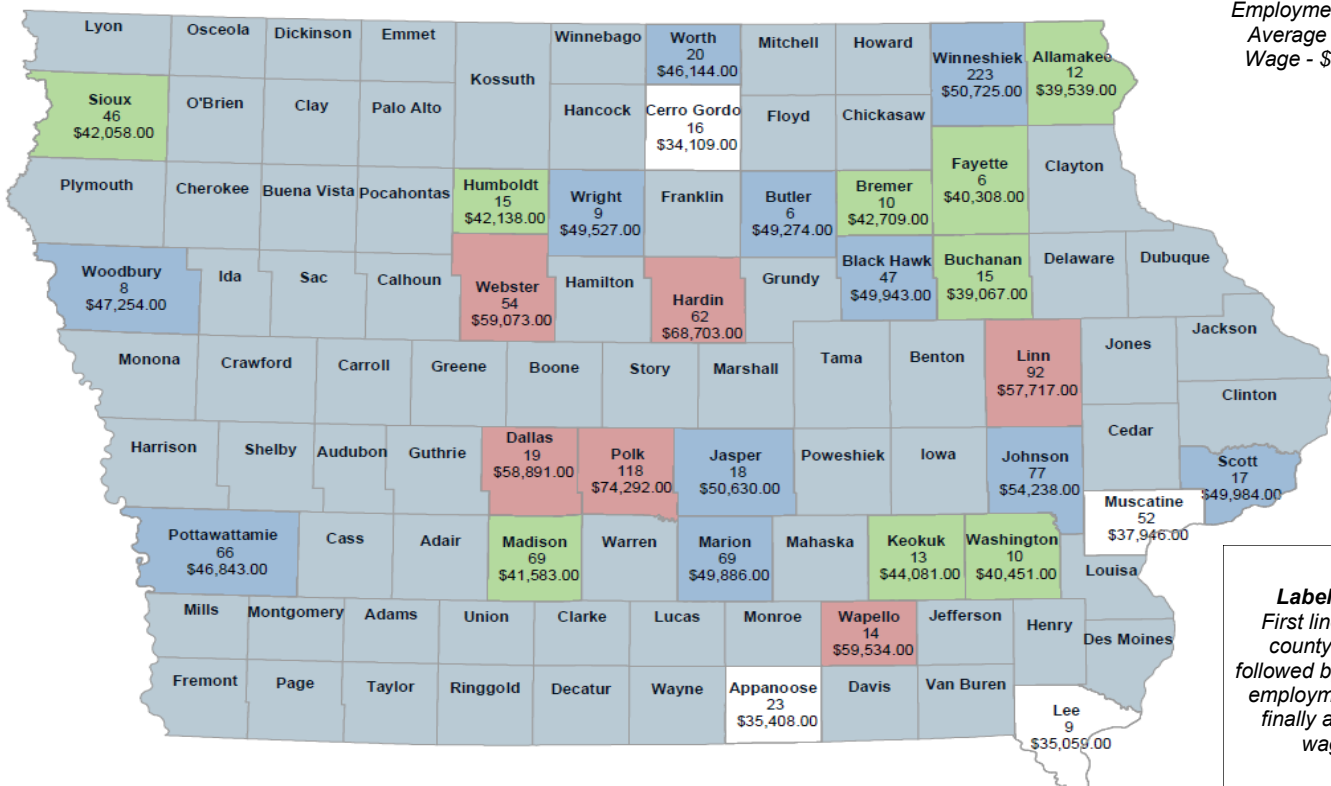
2014 Covered Employment in Mining by County

Average Annual Wage:



Sector Statewide:

Employment - 2,170
Average Annual Wage - \$51,788



Label Key:
First line is the county name followed by average employment and finally average wage.

Source: Quarterly Census of Employment and Wages (QCEW), Bureau of Labor Statistics

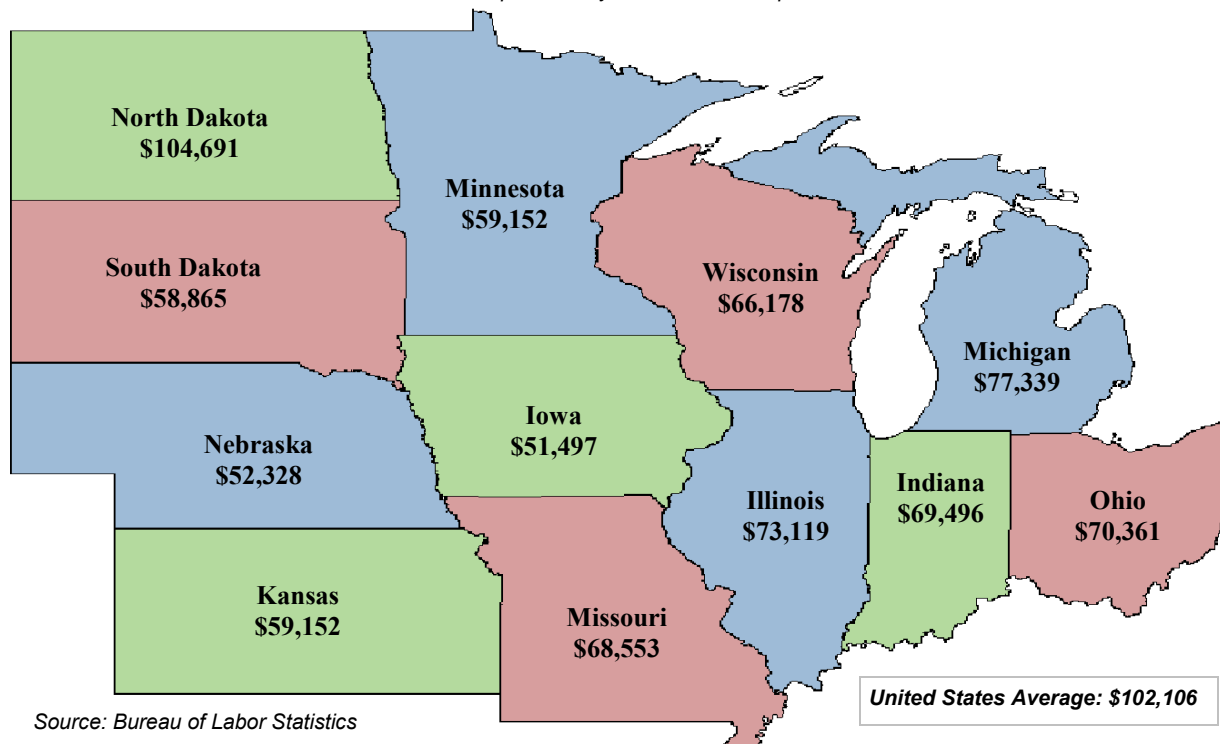
<https://www.iowaworkforcedevelopment.gov/labor-market-information-division>



MINING IOWA INDUSTRY PROFILE

2014 Average Annual Wage for Covered Employment in Mining

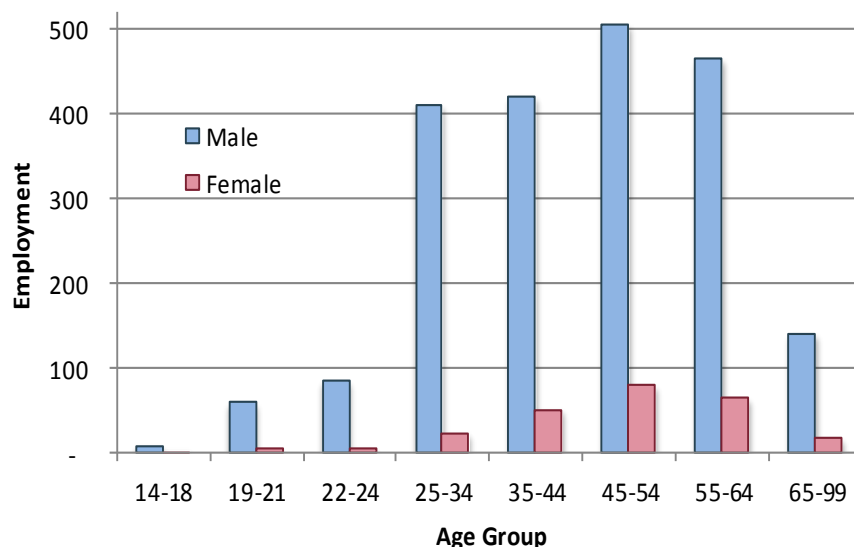
State Comparisons by Private Ownership



Source: Bureau of Labor Statistics

Industry Distribution by Age and Gender

2014 Average Annual



Source: Local Employment Dynamics, Iowa Workforce Development and U.S. Census Bureau
<http://lehd.did.census.gov>

Contact Information

Iowa Workforce Development, Employment Statistics Bureau

1000 E Grand Ave
Des Moines, IA 50319
800-532-1249
Fax: 515-281-8195
iwd.lmi@iwd.iowa.gov
www.iowaworkforcedevelopment.gov

*Equal opportunity
employer/program.
Auxiliary aids and services are available
upon request to individuals with disabilities.*

TTY 515-281-4748
1-800-831-1399

IOWA®
WORKFORCE
DEVELOPMENT
Smart. Results.

<http://www.iowaworkforcedevelopment.gov/labor-market-information-division>