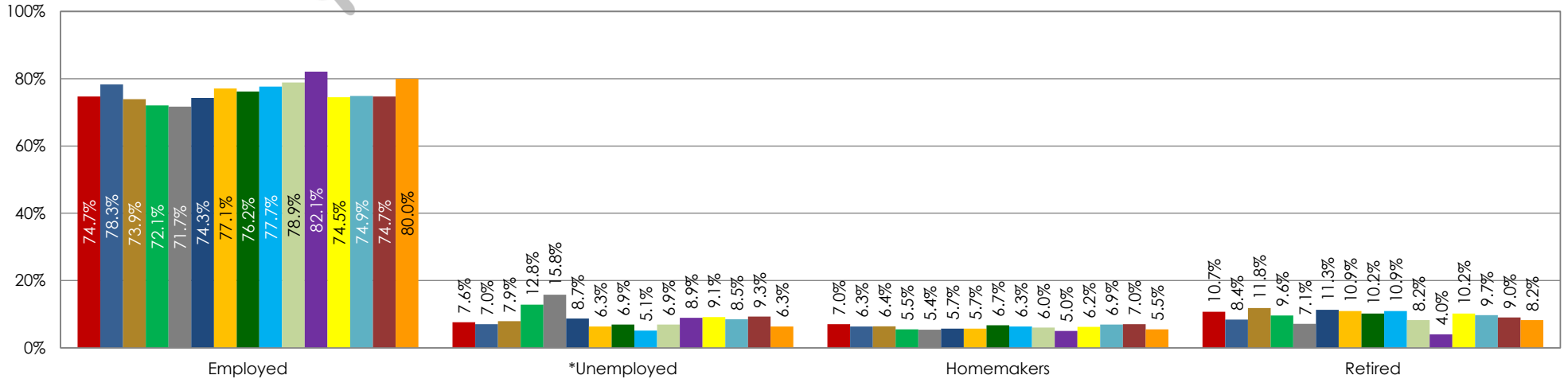


LABORSHED ANALYSIS

REGIONAL COMPARISON

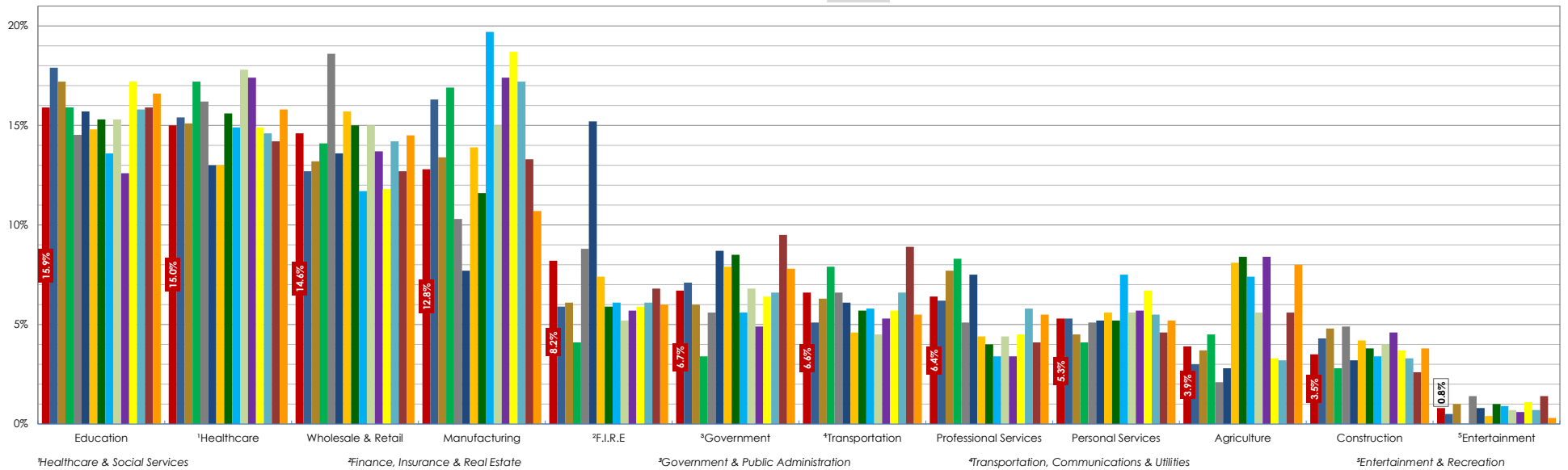
- Statewide '14
- Greater Des Moines '14
- Northwest Iowa '10
- Cedar Valley Alliance '11
- Lakes Corridor '15
- Opportunity² '13
- Creative Corridor '15
- Mid Iowa Growth Partnership '15
- Prosperity Eastern Iowa '12
- Southeast Iowa '16
- North Central Alliance '14
- South Central Iowa '13
- Greater Council Bluffs '10
- Northeast Iowa Business Network '11
- Western Iowa Advantage '13

Employment Status:



*Employment status is self-identified by the survey respondent. The unemployment percentage does not reflect the unemployment rate published by the U.S. Bureau of Labor Statistics, which applies a stricter definition.

Industries of the Employed (ordered by statewide make up, high-to-low):



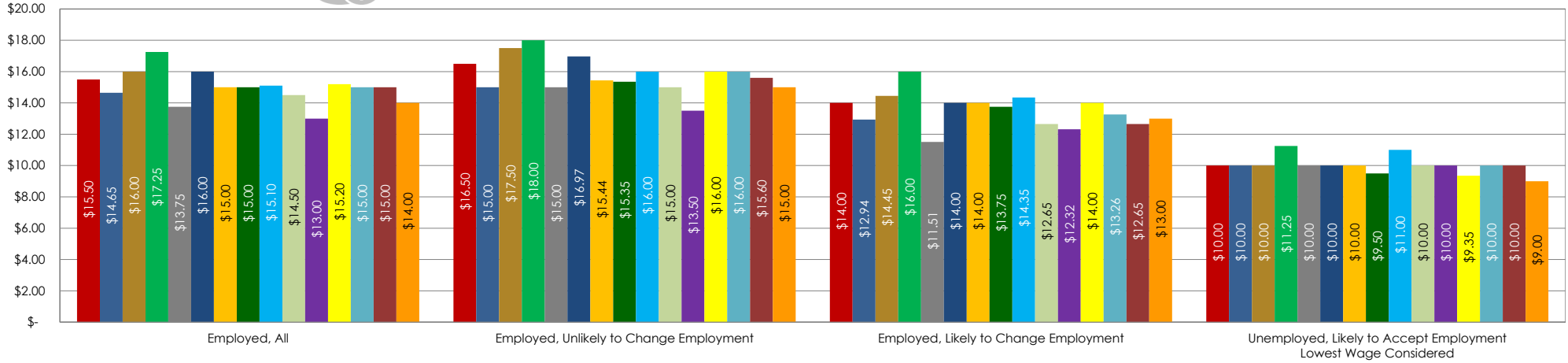
LABORSHED ANALYSIS

REGIONAL COMPARISON

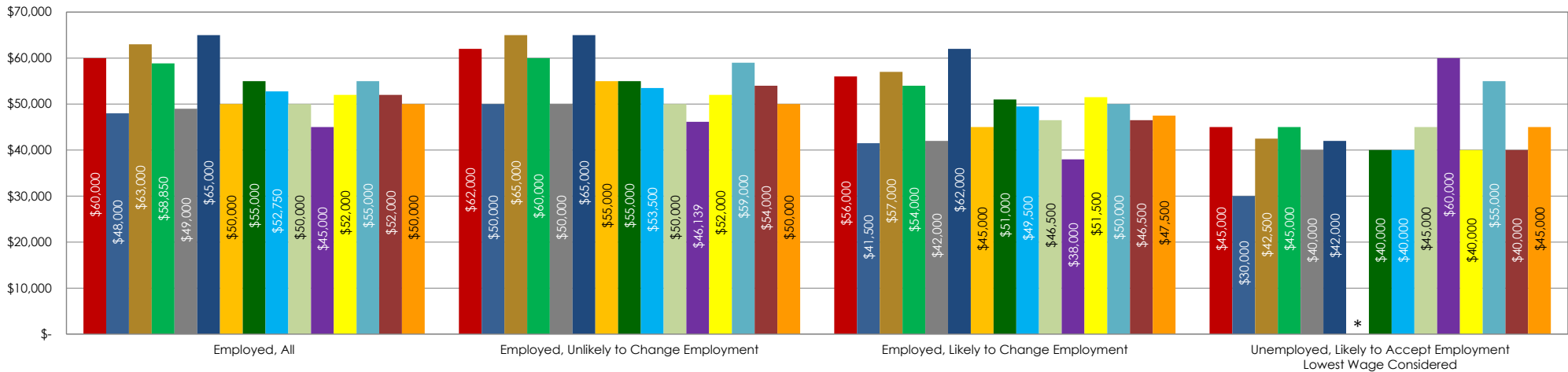
- Statewide '14
- Cedar Valley Alliance '11
- Creative Corridor '15
- Southeast Iowa '16
- Greater Des Moines '14
- Lakes Corridor '15
- Mid Iowa Growth Partnership '15
- North Central Alliance '14
- Northwest Iowa '10
- Opportunity² '13
- Prosperity Eastern Iowa '12
- South Central Iowa '13
- Greater Council Bluffs '10
- Northeast Iowa Business Network '11
- Western Iowa Advantage '13



Median Wages (per hour):



Median Salaries (per year):



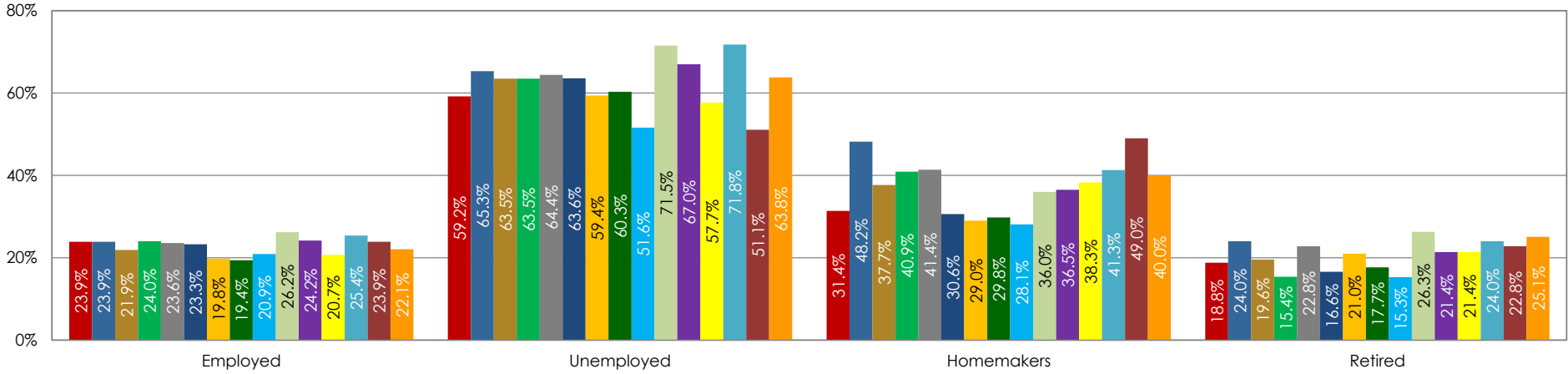
*Insufficient survey data/refused (Lakes Corridor '15).

LABORSHED ANALYSIS

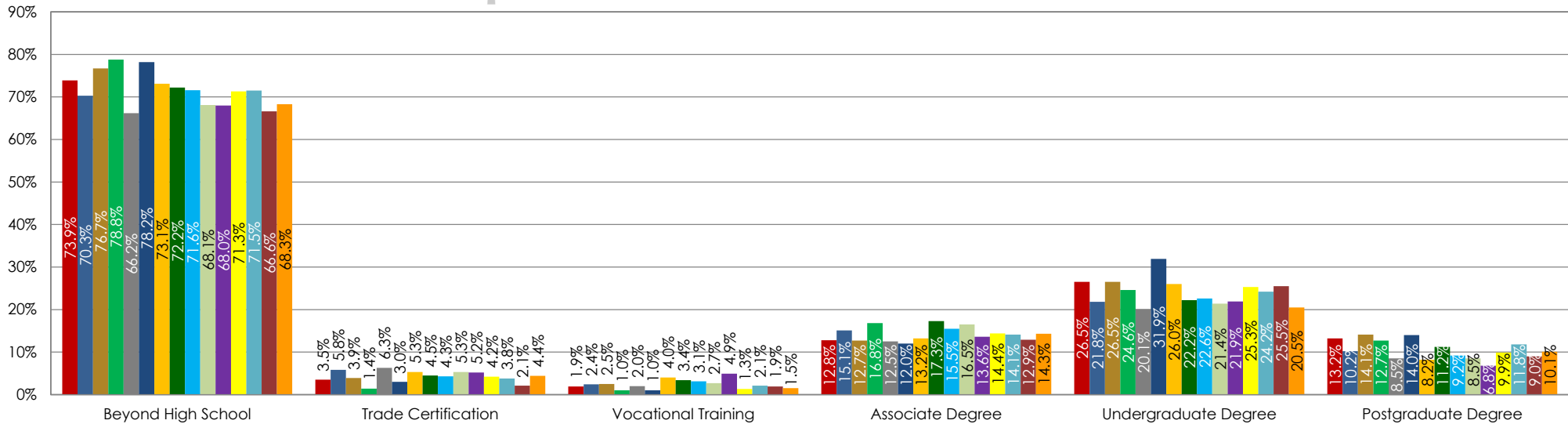
REGIONAL COMPARISON

- Statewide '14
- Cedar Valley Alliance '11
- Creative Corridor '15
- Southeast Iowa '16
- Greater Des Moines '14
- Lakes Corridor '15
- Mid Iowa Growth Partnership '15
- North Central Alliance '14
- Greater Council Bluffs '10
- Northeast Iowa Business Network '11
- Northwest Iowa '10
- Opportunity² '13
- Prosperity Eastern Iowa '12
- South Central Iowa '13
- Western Iowa Advantage '13

Likeliness to Change/Accept Employment (by employment status):



Education Level of the Employed:

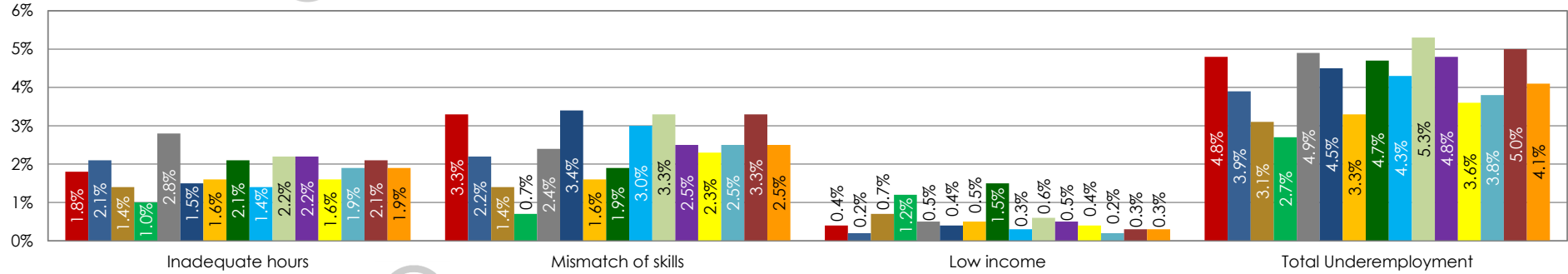


LABORSHED ANALYSIS

REGIONAL COMPARISON

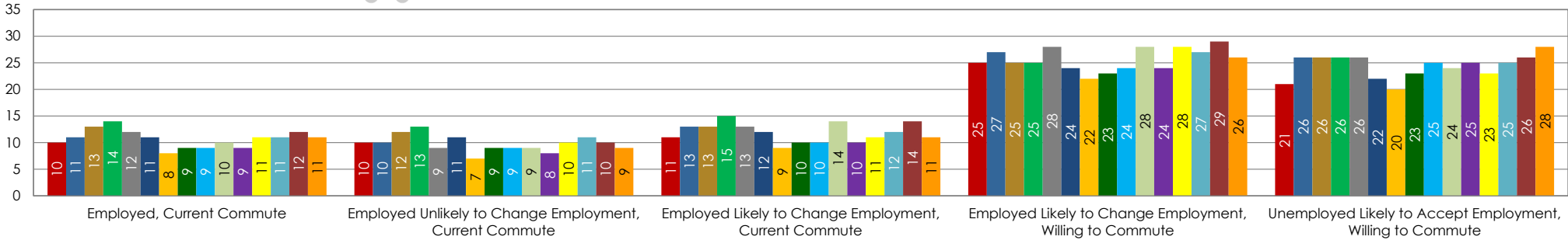
- Statewide '14
- Greater Des Moines '14
- Northwest Iowa '10
- Cedar Valley Alliance '11
- Lakes Corridor '15
- Opportunity² '13
- Creative Corridor '15
- Mid Iowa Growth Partnership '15
- Prosperity Eastern Iowa '12
- Southeast Iowa '16
- North Central Alliance '14
- South Central Iowa '13
- Greater Council Bluffs '10
- Northeast Iowa Business Network '11
- Western Iowa Advantage '13

*Underemployment:

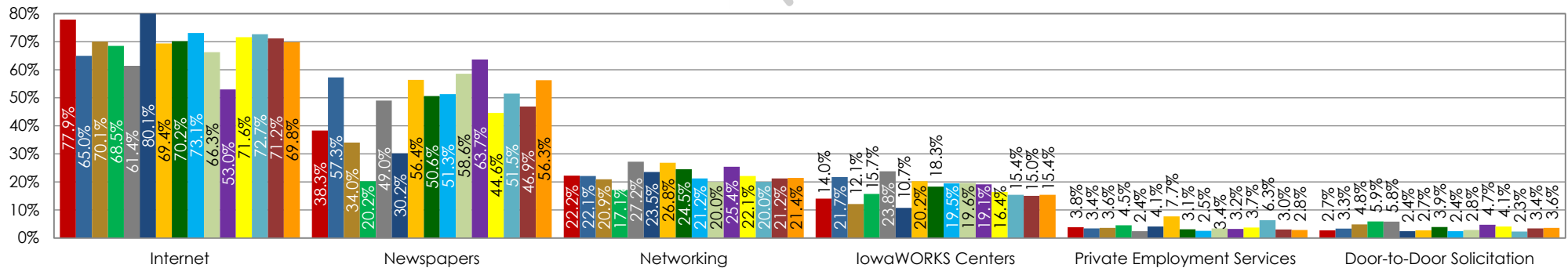


*As of calendar year 2015, IWD revised criteria for underemployment regarding willingness to change employment and current hours worked. Previously reported underemployment data will not match percentages reported here. For further explanation please contact IWD.

Average Commute (in miles):

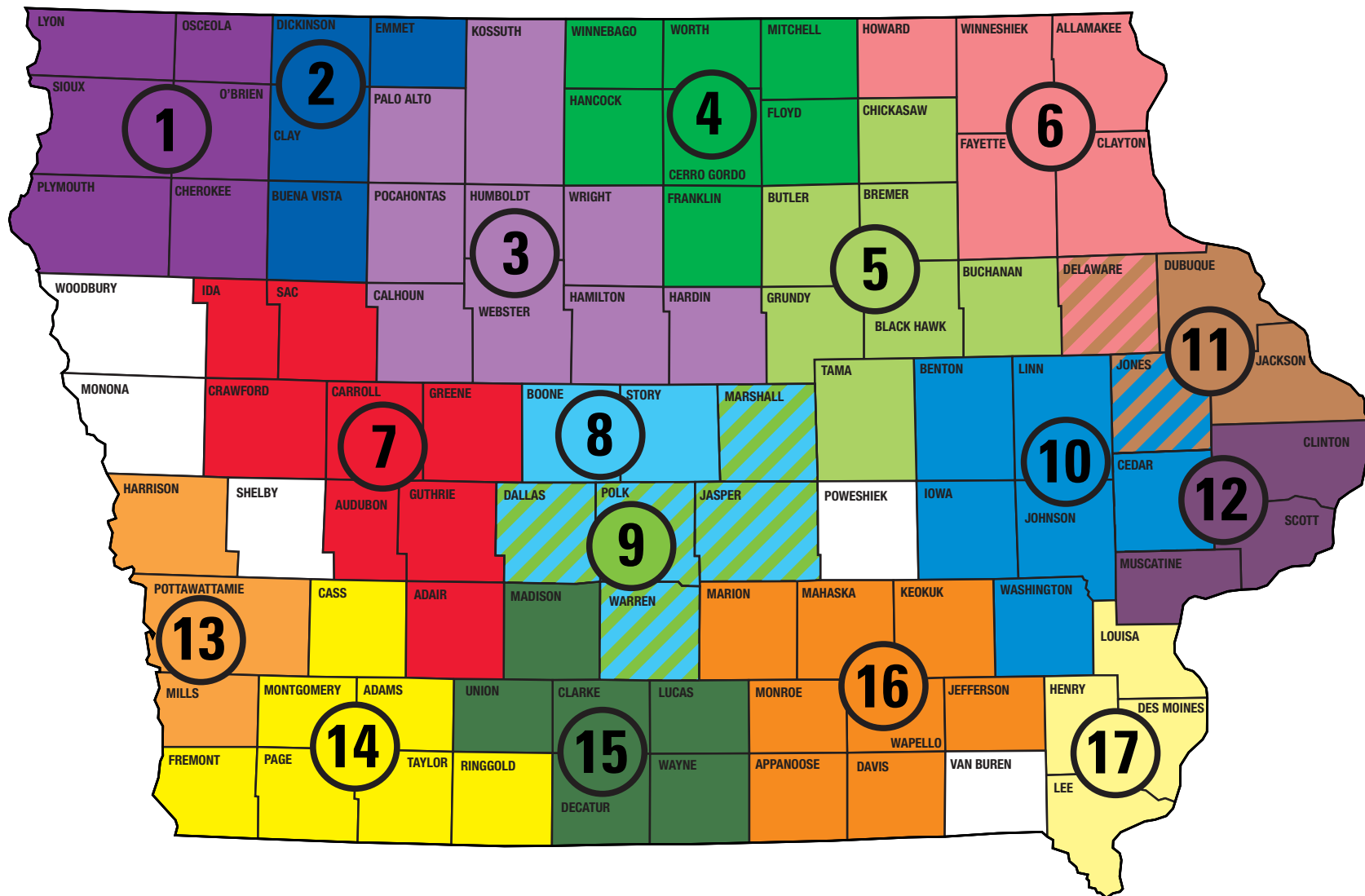


Job Search Resources (ordered by statewide usage, high-to-low):



Regional Marketing Group Territories

October 30, 2012



- 1 – Northwest Iowa Development
- 2 – Iowa Lakes Corridor Development Corporation
- 3 – Mid Iowa Growth Partnership
- 4 – North Central Iowa Alliance
- 5 – Cedar Valley Regional Partnership
- 6 – Northeast Iowa Business Network

- 7 – Western Iowa Advantage
- 8 – Ames-Des Moines Corridor
- 9 – Greater Des Moines Partnership
- 10 – Corridor Alliance
- 11 – Prosperity Eastern Iowa
- 12 – Quad Cities First

- 13 – Greater Council Bluffs Partnership
- 14 – Why Southwest Iowa
- 15 – South Central Iowa Partnership
- 16 – Opportunity²
- 17 – Great River Region