



2015 IOWA INDUSTRY PROFILE

HEALTH CARE & SOCIAL ASSISTANCE

IOWA WORKFORCE DEVELOPMENT



Executive Summary

In 2014, the **health care & social assistance** sector comprised 14.2 percent of all employment in Iowa (both public and private sector) with 215,526 jobs. The size of this industry has increased steadily over the years, adding 24,582 between 2006 and 2014, meaning 12.9 percent growth over that period. Sector growth remained steady throughout the recession in the midst of that time frame. Wages increased by \$7,382 over the same period, or 21.8 percent.

The sector reported an average annual wage of \$41,273 for 2014, which is essentially about 3.0 percent less than the statewide average of \$42,536. However, average wage varies tremendously between the sub-sectors of the industry with **ambulatory health services** having the highest income of \$59,326 and **nursing & residential care facilities** and **social assistance**, which includes child care centers, earning an average of just \$25,981 and \$20,500, respectively.

Healthcare and social assistance is a female dominated industry, with women possessing 82.7 percent of all jobs.





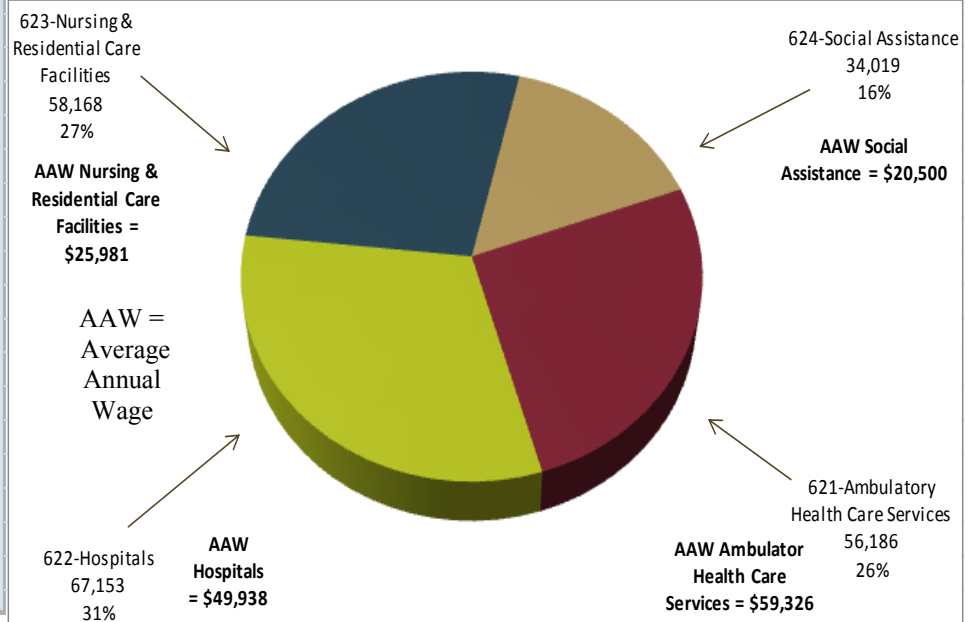
HEALTH CARE & SOCIAL ASSISTANCE IOWA INDUSTRY PROFILE

What is Health Care & Social Assistance?

This sector comprises firms providing health care and social assistance for individuals. The sector includes both health care and social assistance because it is sometimes difficult to distinguish between the boundaries of these two activities. The industries in this sector are arranged on a continuum starting with providing medical care exclusively, continuing with those providing health care and social assistance and finally finishing with only social assistance. The services provided in this sector are delivered by trained health practitioners and social workers with requisite experience.

2014 Industry Breakout by Employment in Iowa

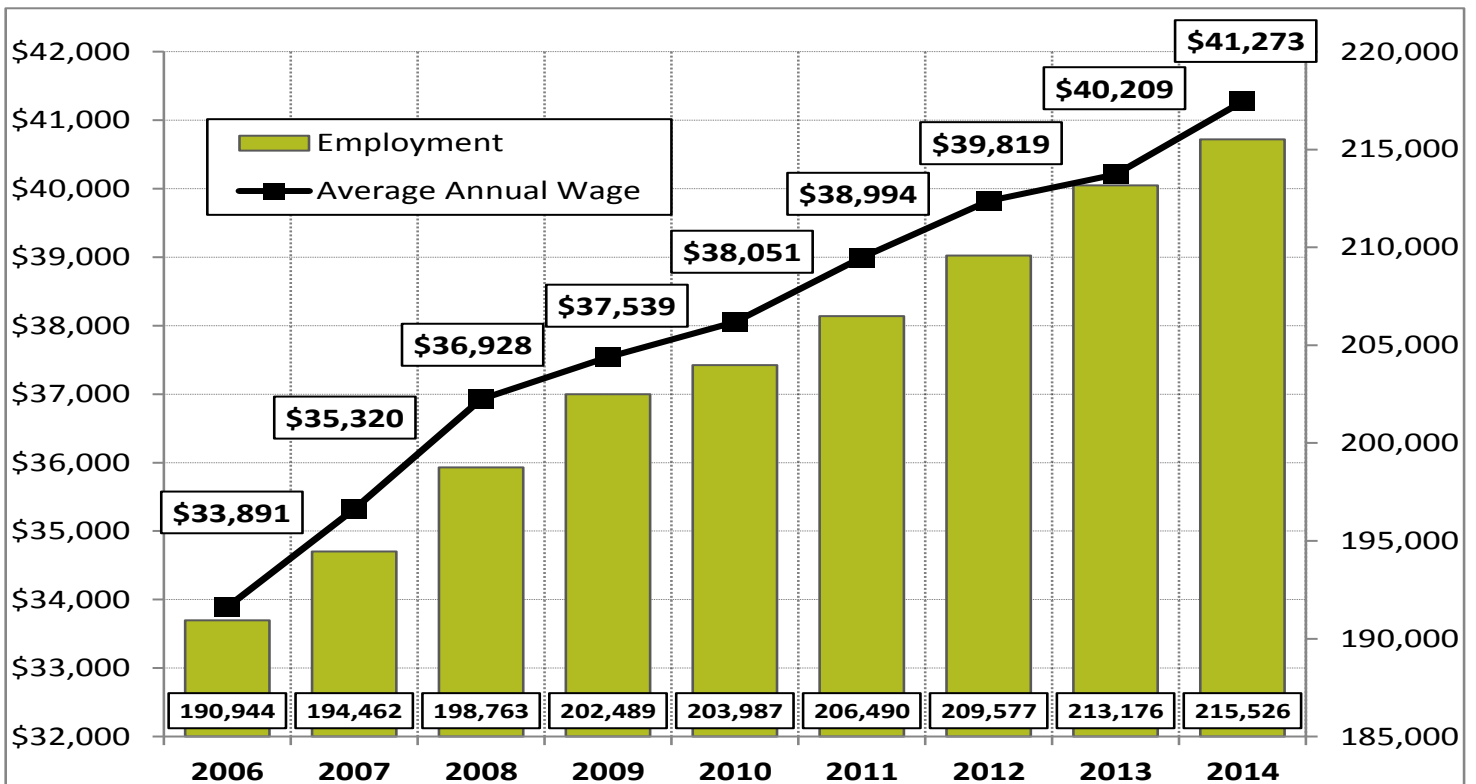
Health Care & Social Assistance NAICS Industry Coding
* Percent Employed by Sub-Sector



Source: www.census.gov/naics

Source: Quarterly Census of Employment and Wages (QCEW), Bureau of Labor Statistics

2006-2014 Covered Employment in Health Care & Social Assistance in Iowa



Source: Quarterly Census of Employment and Wages (QCEW), Bureau of Labor Statistics

HEALTH CARE & SOCIAL ASSISTANCE IOWA INDUSTRY PROFILE



Examples of Major Health Care & Social Assistance Employers

| Employer Name | Industry |
|--------------------------------|---|
| Blank Children's Hospital | General Medical & Surgical Hospitals |
| Covenant Clinic | Outpatient Care Centers |
| Genesis Medical Center | General Medical & Surgical Hospitals |
| Helping Hands | Other Ambulatory Health Care Services |
| Hope Haven | Individual and Family Services |
| Klein Center | Nursing Care Facilities |
| LSI Home Healthcare | Office of Other Health Practitioners |
| University of Iowa Health Care | General Medical & Surgical Hospitals |
| UnityPoint at Home | Home Health Care Services |
| Veterans' Home | Community Care Facilities for the Elderly |

Source: Infogroup USA

Employers

In 2014 there was an average of 9,561 sector locations in the **health care & social assistance** sector in Iowa.

Ambulatory healthcare services represented the majority of establishments with 5,350 (56.0%). Interestingly, the subsector with the largest amount of employment has the least number of establishments: there are only 250 **hospitals** in the state, but 67,153 people are employed by them

Social assistance workers are the lowest paid sector, making less than half of the sector average. This subsector includes things like child care centers, family services, and vocational rehab.

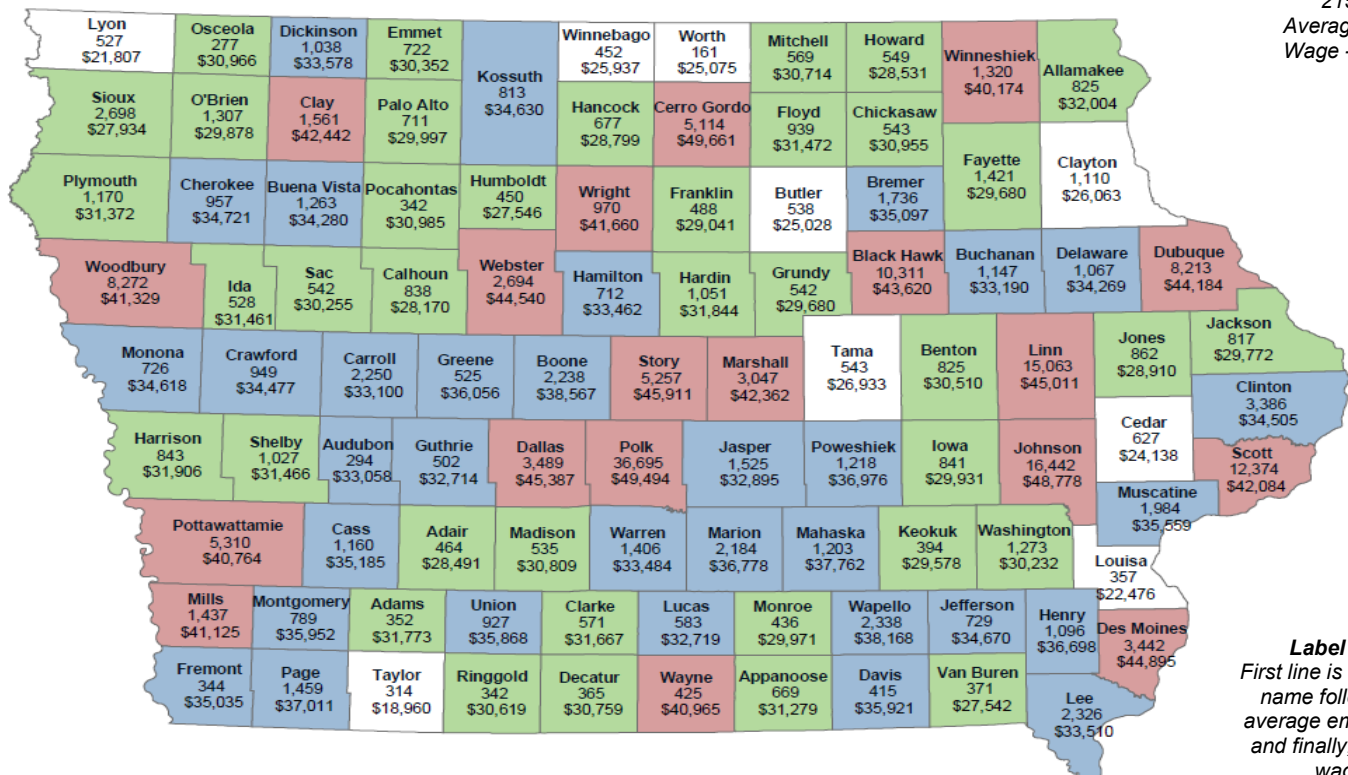
2014 Covered Employment in Health Care & Social Assistance by County

Average Annual Wage:



Sector Statewide:


Employment - 215,526
Average Annual Wage - \$41,273



Label Key:
First line is the county name followed by average employment and finally, average wage.

Source: Quarterly Census of Employment and Wages (QCEW), Bureau of Labor Statistics

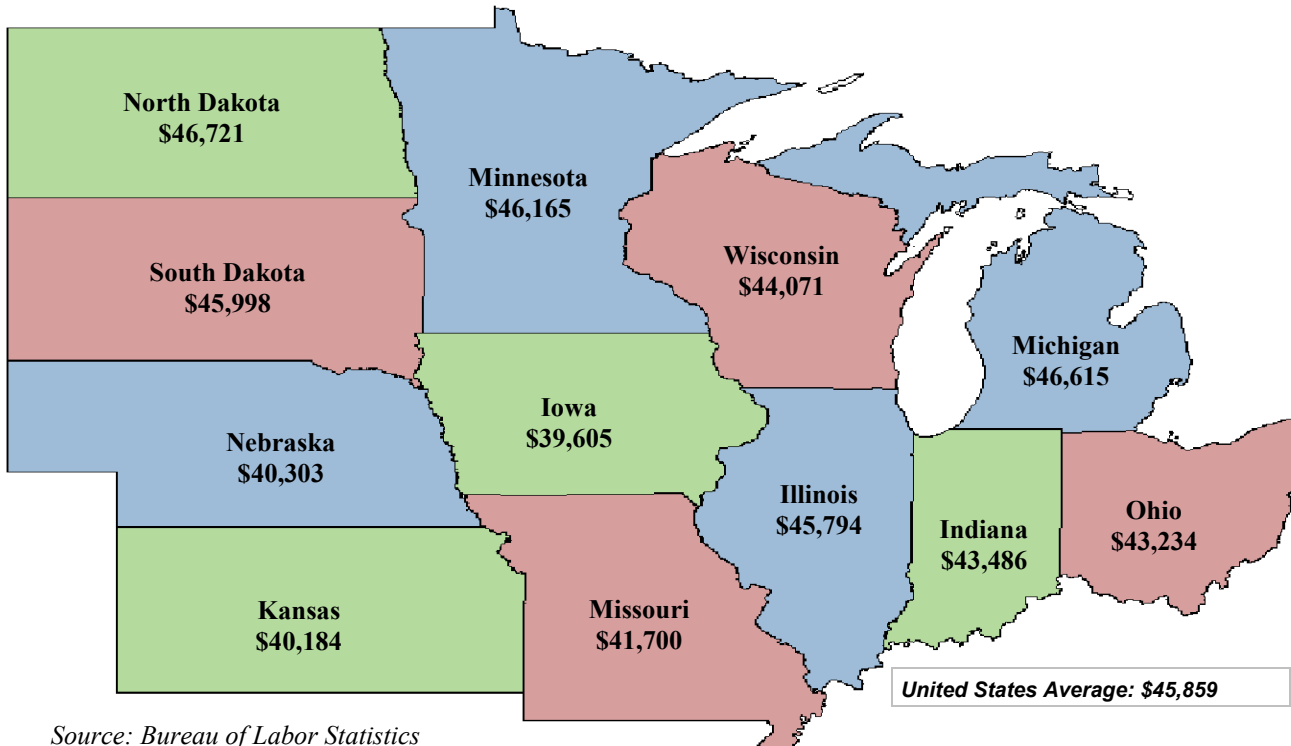
<https://www.iowaworkforcedevelopment.gov/labor-market-information-division>



HEALTH CARE & SOCIAL ASSISTANCE IOWA INDUSTRY PROFILE

2014 Average Annual Wage for Covered Employment Health Care & Social Assistance

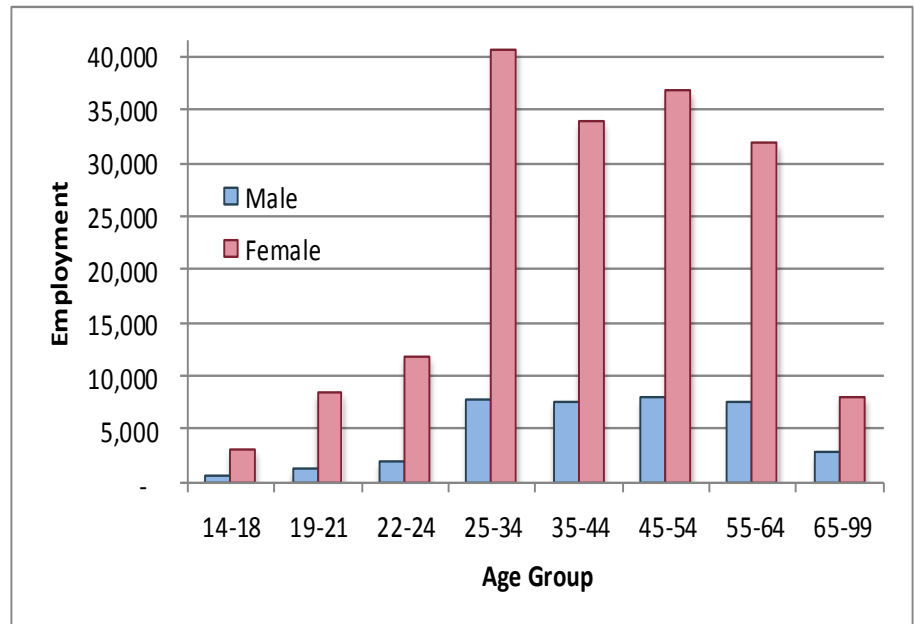
State Comparisons by Private Ownership



Source: Bureau of Labor Statistics

Industry Distribution by Age and Gender

2013 Average Annual



Source: Local Employment Dynamics, Iowa Workforce Development and U.S. Census Bureau
<http://lehd.did.census.gov>

Contact Information

Iowa Workforce Development, Employment Statistics Bureau

1000 E Grand Ave
Des Moines, IA 50319
800-532-1249;
Fax: 515-281-8195
iwd.lmi@iwd.lmi.gov
www.iowaworkforcedevelopment.gov

*Equal opportunity
employer/program.*

*Auxiliary aids and services are available
upon request to individuals with disabilities.*

TTY 515-281-4748;
1-800-831-1399

IOWA®
WORKFORCE
DEVELOPMENT

Smart. Results.