

OFFICE OF AUDITOR OF STATE
STATE OF IOWA

Mary Mosiman, CPA
Auditor of State

State Capitol Building
Des Moines, Iowa 50319-0004

Telephone (515) 281-5834 Facsimile (515) 242-6134

NEWS RELEASE

FOR RELEASE

March 20, 2018

Contact: Andy Nielsen
515/281-5834

Auditor of State Mary Mosiman today released an audit report on Audubon County, Iowa.

The County had local tax revenue of \$11,874,874 for the year ended June 30, 2017, which included \$918,784 in tax credits from the state. The County forwarded \$7,888,337 of the local tax revenue to the townships, school districts, cities and other taxing bodies in the County.

The County retained \$3,986,537 of the local tax revenue to finance County operations, a 6.3% increase over the prior year. Other revenues included charges for service of \$570,686, operating grants, contributions and restricted interest of \$2,950,186, capital grants, contributions and restricted interest of \$1,045,374, tax increment financing of \$145,762, unrestricted investment earnings of \$19,254, local option sales tax of \$279,922, gain on disposition of capital assets of \$75,619 and other general revenues of \$92,113.

Expenses for County operations for the year ended June 30, 2017 totaled \$9,923,607. Expenses included \$6,062,314 for roads and transportation, \$1,266,053 for public safety and legal services and \$794,820 for administration.

A copy of the audit report is available for review in the County Auditor's Office, in the Office of Auditor of State and on the Auditor of State's web site at <https://auditor.iowa.gov/reports/1710-0005-B00F>.

###

AUDUBON COUNTY
INDEPENDENT AUDITOR'S REPORTS
BASIC FINANCIAL STATEMENTS
AND SUPPLEMENTARY INFORMATION
SCHEDULE OF FINDINGS
JUNE 30, 2017

Table of Contents

	Page
Officials	3
Independent Auditor's Report	5-7
Management's Discussion and Analysis	9-15
Basic Financial Statements:	Exhibit
Government-wide Financial Statements:	
Statement of Net Position	A 18
Statement of Activities	B 19
Governmental Fund Financial Statements:	
Balance Sheet	C 20-21
Reconciliation of the Balance Sheet – Governmental Funds to the Statement of Net Position	D 23
Statement of Revenues, Expenditures and Changes in Fund Balances	E 24-25
Reconciliation of the Statement of Revenues, Expenditures and Changes in Fund Balances – Governmental Funds to the Statement of Activities	F 26
Fiduciary Fund Financial Statement:	
Statement of Fiduciary Assets and Liabilities – Agency Funds	G 27
Notes to Financial Statements	29-48
Required Supplementary Information:	
Budgetary Comparison Schedule of Receipts, Disbursements and Changes in Balances – Budget and Actual (Cash Basis) – All Governmental Funds	50
Budget to GAAP Reconciliation	51
Notes to Required Supplementary Information – Budgetary Reporting	52
Schedule of the County's Proportionate Share of the Net Pension Liability	53
Schedule of County Contributions	54-55
Notes to Required Supplementary Information – Pension Liability	56
Schedule of Funding Progress for the Retiree Health Plan	57
Supplementary Information:	Schedule
Nonmajor Governmental Funds:	
Combining Balance Sheet	1 60-61
Combining Schedule of Revenues, Expenditures and Changes in Fund Balances	2 62-63
Agency Funds:	
Combining Schedule of Fiduciary Assets and Liabilities	3 64-65
Combining Schedule of Changes in Fiduciary Assets and Liabilities	4 66-67
Schedule of Revenues by Source and Expenditures by Function – All Governmental Funds	5 68-69
Independent Auditor's Report on Internal Control over Financial Reporting and on Compliance and Other Matters Based on an Audit of Financial Statements Performed in Accordance with <u>Government Auditing Standards</u>	71-72
Schedule of Findings	73-77
Staff	78

Audubon County

Officials

(Before January 2017)

<u>Name</u>	<u>Title</u>	<u>Term Expires</u>
Duane Diest	Board of Supervisors	Jan 2017
Todd M. Nelsen	Board of Supervisors	Jan 2017
Gary VanAernam	Board of Supervisors	Jan 2019
Lisa Frederiksen	County Auditor	Jan 2017
Debbie Campbell	County Treasurer	Jan 2019
Mary Lou Johansen	County Recorder	Jan 2019
Todd Johnson	County Sheriff	Jan 2017
Francine O'Brien Andersen	County Attorney	Vacated Oct 2016
David Wiederstein	County Attorney (acting)	Indefinite
Debra Umland	County Assessor	Jan 2022

(After January 2017)

<u>Name</u>	<u>Title</u>	<u>Term Expires</u>
Gary VanAernam	Board of Supervisors	Jan 2019
Todd M. Nelsen	Board of Supervisors	Jan 2021
Rick Thompson	Board of Supervisors	Jan 2021
Lisa Frederiksen	County Auditor	Jan 2021
Debbie Campbell	County Treasurer	Jan 2019
Mary Lou Johansen	County Recorder	Jan 2019
Todd Johnson	County Sheriff	Jan 2021
David Wiederstein	County Attorney (acting)	Indefinite
Debra Umland	County Assessor	Jan 2022

Audubon County



OFFICE OF AUDITOR OF STATE STATE OF IOWA

State Capitol Building
Des Moines, Iowa 50319-0004

Telephone (515) 281-5834 Facsimile (515) 242-6134

Mary Mosiman, CPA
Auditor of State

Independent Auditor's Report

To the Officials of Audubon County:

Report on the Financial Statements

We have audited the accompanying financial statements of the governmental activities, each major fund and the aggregate remaining fund information of Audubon County, Iowa, as of and for the year ended June 30, 2017, and the related Notes to Financial Statements, which collectively comprise the County's basic financial statements listed in the table of contents.

Management's Responsibility for the Financial Statements

Management is responsible for the preparation and fair presentation of these financial statements in accordance with U.S. generally accepted accounting principles. This includes the design, implementation and maintenance of internal control relevant to the preparation and fair presentation of financial statements that are free from material misstatement, whether due to fraud or error.

Auditor's Responsibility

Our responsibility is to express opinions on these financial statements based on our audit. We conducted our audit in accordance with U.S. generally accepted auditing standards and the standards applicable to financial audits contained in Government Auditing Standards, issued by the Comptroller General of the United States. Those standards require that we plan and perform the audit to obtain reasonable assurance about whether the financial statements are free from material misstatement.

An audit involves performing procedures to obtain audit evidence about the amounts and disclosures in the financial statements. The procedures selected depend on the auditor's judgment, including the assessment of the risks of material misstatement of the financial statements, whether due to fraud or error. In making those risk assessments, the auditor considers internal control relevant to the County's preparation and fair presentation of the financial statements in order to design audit procedures that are appropriate in the circumstances, but not for the purpose of expressing an opinion on the effectiveness of the County's internal control. Accordingly, we express no such opinion. An audit also includes evaluating the appropriateness of accounting policies used and the reasonableness of significant accounting estimates made by management, as well as evaluating the overall presentation of the financial statements.

We believe the audit evidence we have obtained is sufficient and appropriate to provide a basis for our audit opinions.

Opinions

In our opinion, the financial statements referred to above present fairly, in all material respects, the respective financial position of the governmental activities, each major fund and the aggregate remaining fund information of Audubon County as of June 30, 2017 and the respective changes in its financial position thereof for the year then ended in accordance with U.S. generally accepted accounting principles.

Other Matters

Required Supplementary Information

U.S. generally accepted accounting principles require Management's Discussion and Analysis, the Budgetary Comparison Information, the Schedule of the County's Proportionate Share of the Net Pension Liability, the Schedule of County Contributions and the Schedule of Funding Progress for the Retiree Health Plan on pages 9 through 15 and 50 through 57 be presented to supplement the basic financial statements. Such information, although not a part of the basic financial statements, is required by the Governmental Accounting Standards Board which considers it to be an essential part of financial reporting for placing the basic financial statements in an appropriate operational, economic or historical context. We have applied certain limited procedures to the required supplementary information in accordance with U.S. generally accepted auditing standards, which consisted of inquiries of management about the methods of preparing the information and comparing the information for consistency with management's responses to our inquiries, the basic financial statements and other knowledge we obtained during our audit of the basic financial statements. We do not express an opinion or provide any assurance on the information because the limited procedures do not provide us with sufficient evidence to express an opinion or provide any assurance.


Supplementary Information

Our audit was conducted for the purpose of forming opinions on the financial statements that collectively comprise Audubon County's basic financial statements. We previously audited, in accordance with the standards referred to in the third paragraph of this report, the financial statements for the nine years ended June 30, 2016 (which are not presented herein) and expressed unmodified opinions on those financial statements. The supplementary information included in Schedules 1 through 5 is presented for purposes of additional analysis and is not a required part of the basic financial statements.

The supplementary information is the responsibility of management and was derived from and relates directly to the underlying accounting and other records used to prepare the basic financial statements. Such information has been subjected to the auditing procedures applied in the audit of the basic financial statements and certain additional procedures, including comparing and reconciling such information directly to the underlying accounting and other records used to prepare the basic financial statements or to the basic financial statements themselves, and other additional procedures in accordance with U.S. generally accepted auditing standards. In our opinion, the supplementary information is fairly stated in all material respects in relation to the basic financial statements taken as a whole.

Other Reporting Required by Government Auditing Standards

In accordance with Government Auditing Standards, we have also issued our report dated March 9, 2018 on our consideration of Audubon County's internal control over financial reporting and on our tests of its compliance with certain provisions of laws, regulations, contracts and grant agreements and other matters. The purpose of that report is solely to describe the scope of our testing of internal control over financial reporting and compliance and the results of that testing and not to provide an opinion on the effectiveness of the County's internal control over financial reporting or on compliance. That report is an integral part of an audit performed in accordance with Government Auditing Standards in considering Audubon County's internal control over financial reporting and compliance.


MARY MOSIMAN, CPA
Auditor of State

March 9, 2018

Audubon County

MANAGEMENT'S DISCUSSION AND ANALYSIS

Audubon County provides this Management's Discussion and Analysis of its financial statements. This narrative overview and analysis of the financial activities is for the fiscal year ended June 30, 2017. We encourage readers to consider this information in conjunction with the County's financial statements, which follow.

2017 FINANCIAL HIGHLIGHTS

- Revenues of the County's governmental activities decreased 19.8%, or approximately \$2,262,000, from fiscal year 2016 to fiscal year 2017. Property tax increased approximately \$306,000, operating grants, contributions and restricted interest decreased approximately \$140,000 and capital grants, contributions and restricted interest decreased approximately \$2,125,000.
- Program expenses of the County's governmental activities were 13.7%, or approximately \$1,195,000, more in fiscal year 2017 than in fiscal year 2016 as restated. Roads and transportation expenses decreased approximately \$1,112,000 and county environment and education expenses decreased approximately \$257,000.
- The County's net position, after restatement, decreased 3.8%, or approximately \$758,000, from the June 30, 2016 balance.

USING THIS ANNUAL REPORT

The annual report consists of a series of financial statements and other information, as follows:

Management's Discussion and Analysis introduces the basic financial statements and provides an analytical overview of the County's financial activities.

The Government-wide Financial Statements consist of a Statement of Net Position and a Statement of Activities. These provide information about the activities of Audubon County as a whole and present an overall view of the County's finances.

The Fund Financial Statements tell how governmental services were financed in the short term as well as what remains for future spending. Fund financial statements report Audubon County's operations in more detail than the government-wide financial statements by providing information about the most significant funds. The remaining financial statements provide information about activities for which Audubon County acts solely as an agent or custodian for the benefit of those outside of County government (Agency Funds).

Notes to Financial Statements provide additional information essential to a full understanding of the data provided in the basic financial statements.

Required Supplementary Information further explains and supports the financial statements with a comparison of the County's budget for the year, the County's proportionate share of the net pension liability and related contributions, as well as presenting the Schedule of Funding Progress for the Retiree Health Plan.

Supplementary Information provides detailed information about the nonmajor governmental funds and the individual Agency Funds.

REPORTING THE COUNTY'S FINANCIAL ACTIVITIES

Government-wide Financial Statements

One of the most important questions asked about the County's finances is, "Is the County as a whole better off or worse off as a result of the year's activities?" The Statement of Net Position and the Statement of Activities report information which helps answer this question. These statements include all assets, deferred outflows of resources, liabilities and deferred inflows of resources using the accrual basis of accounting and the economic resources measurement focus, which is similar to the accounting used by most private-sector companies. All of the current year's revenues and expenses are taken into account, regardless of when cash is received or paid.

The Statement of Net Position presents financial information on all of the County's assets, deferred outflows of resources, liabilities and deferred inflows of resources, with the difference reported as net position. Over time, increases or decreases in the County's net position may serve as a useful indicator of whether the financial position of the County is improving or deteriorating.

The Statement of Activities presents information showing how the County's net position changed during the most recent fiscal year. All changes in net position are reported as soon as the change occurs, regardless of the timing of related cash flows. Thus, revenues and expenses are reported in this statement for some items that will not result in cash flows until future fiscal years.

The County's governmental activities are presented in the Statement of Net Position and the Statement of Activities. Governmental activities include public safety and legal services, physical health and social services, mental health, county environment and education, roads and transportation, governmental services to residents, administration and interest on long-term debt. Property tax and state and federal grants finance most of these activities.

Fund Financial Statements

The County has two kinds of funds:

- 1) Governmental funds account for most of the County's basic services. These focus on how money flows into and out of those funds and the balances left at year-end that are available for spending. The governmental funds include: 1) the General Fund and 2) the Special Revenue Funds, such as Mental Health, Rural Services and Secondary Roads. These funds are reported using the current financial resources measurement focus and the modified accrual basis of accounting, which measures cash and all other financial assets that can readily be converted to cash. The governmental fund financial statements provide a detailed, short-term view of the County's general governmental operations and the basic services it provides. Governmental fund information helps determine whether there are more or fewer financial resources that can be spent in the near future to finance the County's programs.

The required financial statements for governmental funds include a Balance Sheet and a Statement of Revenues, Expenditures and Changes in Fund Balances.

- 2) Fiduciary funds are used to report assets held in a trust or agency capacity for others which cannot be used to support the County's own programs. These fiduciary funds include Agency Funds that account for emergency management services, auto license and use tax and the County Assessor, to name a few.

The required financial statement for fiduciary funds is a Statement of Fiduciary Assets and Liabilities.

Reconciliations between the government-wide financial statements and the governmental fund financial statements follow the governmental fund financial statements.

GOVERNMENT-WIDE FINANCIAL ANALYSIS

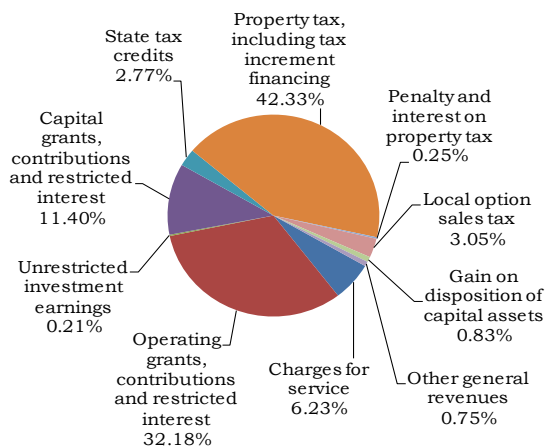
As noted earlier, net position may serve over time as a useful indicator of financial position. Audubon County's combined net position decreased from approximately \$20.0 million to approximately \$19.2 million. The analysis that follows focuses on the changes in the net position of governmental activities.

Net Position of Governmental Activities (Expressed in Thousands)		
	June 30,	
	2017	2016 (Restated)
Current and other assets	\$ 9,866	9,944
Capital assets	19,824	19,037
Total assets	29,690	28,981
Deferred outflows of resources	657	304
Long-term liabilities	6,448	3,382
Other liabilities	374	1,664
Total liabilities	6,822	5,046
Deferred inflows of resources	4,316	4,272
Net position:		
Net investment in capital assets	15,810	17,606
Restricted	3,335	2,313
Unrestricted	64	48
Total net position	\$ 19,209	19,967

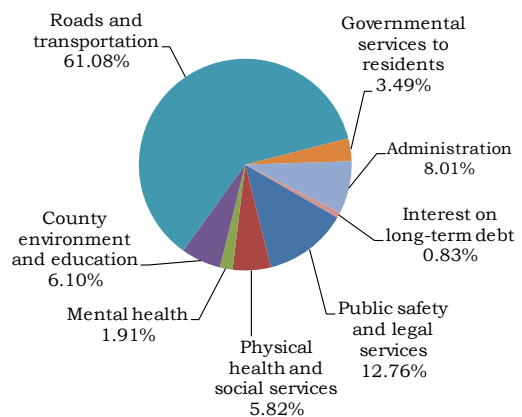
Net position of Audubon County's governmental activities decreased 3.8% (approximately \$19.2 million compared to approximately \$20.0 million). The largest portion of the County's net position is invested in capital assets (e.g., land, infrastructure, buildings and equipment), less the related debt. The debt related to the investment in capital assets is liquidated with resources other than capital assets. Restricted net position represents resources subject to external restrictions, constitutional provisions or enabling legislation on how they can be used. Restricted net position increased 44% over the prior year primarily due to an increase in the fund balance of the Special Revenue, Secondary Roads Fund. Unrestricted net position – the part of net position that can be used to finance day-to-day operations without constraints established by debt covenants, enabling legislation or other legal requirements – increased from approximately \$48,000 at June 30, 2016 to approximately \$64,000 at the end of this year, an increase of 33.3%.

Changes in Net Position of Governmental Activities (Expressed in Thousands)		
	Year ended June 30,	
	2017	2016 (Restated)
Revenues:		
Program revenues:		
Charges for service	\$ 571	595
Operating grants, contributions and restricted interest	2,950	3,090
Capital grants, contributions and restricted interest	1,045	3,170
General revenues:		
Property tax, including tax increment financing	3,879	3,573
Penalty and interest on property tax	23	20
State tax credits	254	240
Local option sales tax	280	271
Unrestricted investment earnings	19	16
Gain on disposition of capital assets	76	288
Other general revenues	69	164
Total revenues	9,166	11,427
Program expenses:		
Public safety and legal services	1,266	1,202
Physical health and social services	578	567
Mental health	190	121
County environment and education	605	862
Roads and transportation	6,062	4,950
Governmental services to residents	346	318
Administration	795	683
Interest on long-term debt	82	25
Total expenses	9,924	8,728
Change in net position	(758)	2,699
Net position beginning of year, as restated	19,967	17,268
Net position end of year	\$ 19,209	19,967

Revenues by Source



Expenses by Function



The County increased property tax rates for fiscal year 2017 by 6.0%. The overall rate increase, coupled with a slight decrease in taxable valuation of approximately \$5,268,000, increased the County's property tax revenue approximately \$223,000 in fiscal year 2017.

The cost of all governmental activities this year was approximately \$9.9 million compared to approximately \$8.7 million last year after restatement. However, as shown in the Statement of Activities on page 19, the amount taxpayers ultimately financed for these activities was approximately \$5.4 million because some of the cost was paid by those directly benefited from the programs (approximately \$571,000) or by other governments and organizations which subsidized certain programs with grants and contributions (approximately \$3,996,000). Overall, the County's governmental program revenues, including intergovernmental aid and charges for service, decreased in fiscal year 2017 from approximately \$6,855,000 to approximately \$4,566,000, principally due to receiving grant proceeds for several road and bridge projects completed in the prior year.

INDIVIDUAL MAJOR FUND ANALYSIS

As Audubon County completed the year, its governmental funds reported a combined fund balance of approximately \$5.2 million, an increase of more than \$1,028,000 above last year's total of approximately \$4.2 million. The following are the major reasons for the changes in fund balances of the major funds from the prior year:

- General Fund revenues increase approximately \$198,000 and expenditures increased approximately \$303,000 over the prior year. The ending balance increased approximately \$58,000 over the prior year to approximately \$2,253,000.
- The County has continued to look for ways to effectively manage the cost of mental health services. For the year, revenues totaled approximately \$122,000, consistent with the prior year, and expenditures totaled approximately \$190,000, an increase of approximately \$69,000 over the prior year due to an increase in distributions to the fiscal agent. The Special Revenue, Mental Health Fund balance at year end decreased approximately \$68,000 from the prior year to approximately \$861,000.
- Special Revenue, Rural Services Fund revenues and expenditures decreased approximately \$254,000 and \$391,000, respectively. The decreases were primarily due to grants received and expended for an emergency watershed protection project in the prior year.
- Special Revenue, Secondary Roads Fund revenues decreased approximately \$324,000 due to a RISE grant received in the prior year. Expenditures decreased approximately \$849,000 from the prior year, due to fewer projects. The changes resulted in an increase in the Secondary Roads Fund ending balance of approximately \$970,000 to approximately \$1,325,000.

BUDGETARY HIGHLIGHTS

Over the course of the year, Audubon County amended its budget two times. The first amendment was made in November 2016 and resulted in an increase in budgeted disbursements related to roads and transportation and governmental services to residents. The second amendment was made in May 2017 and resulted in an increase in budgeted disbursements related to the roads and transportation, debt service, mental health and administration functions. Budgeted disbursements were reduced in the capital projects function for removing a trail project.

The County's receipts were \$233,531 more than budgeted, a variance of 3.0%. Total disbursements were \$1,583,287 less than the amended budget. Actual disbursements for the capital projects function were \$1,130,754 less than budgeted. This was primarily due to a delay in road projects.

Even with the budget amendments, the County exceeded the amount budgeted in the debt service function for the year ended June 30, 2017.

CAPITAL ASSETS AND DEBT ADMINISTRATION

Capital Assets

At June 30, 2017, Audubon County had approximately \$19.8 million invested in a broad range of capital assets, including public safety equipment, buildings, park facilities and roads and bridges. This is a net increase (including additions and deletions) of approximately \$787,000, or 4.1%, over last year.

Capital Assets of Governmental Activities at Year End (Expressed in Thousands)		
	June 30,	
	2017	2016
Land	\$ 931	931
Construction in progress	706	2,993
Buildings and improvements	632	663
Equipment and vehicles	2,785	2,511
Infrastructure, road network and other	14,770	11,939
Total	<u>\$ 19,824</u>	<u>19,037</u>

The County had depreciation expense of \$1,551,919 for fiscal year 2017 and total accumulated depreciation of \$12,261,736 at June 30, 2017. More detailed information about the County's capital assets is presented in Note 4 to the financial statements.

Long-Term Debt

At June 30, 2017, Audubon County had approximately \$4,198,000 of general obligation bonds and other debt outstanding, compared to approximately \$1,686,000 at June 30, 2016, as shown below.

Outstanding Debt of Governmental Activities at Year-End (Expressed in Thousands)		
	June 30,	
	2017	2016
General obligation bonds	\$ 184	219
Anticipation project notes	3,180	789
Capital lease purchase agreement	834	678
Total	<u>\$ 4,198</u>	<u>1,686</u>

The County continues to carry a general obligation bond rating of Aaa assigned by national rating agencies to the County's debt since 1995. The Constitution of the State of Iowa limits the amount of general obligation debt counties can issue to 5% of the assessed value of all taxable property within the County's corporate limits. Audubon County's outstanding general obligation debt is significantly below its constitutional debt limit of approximately \$40 million. Additional information about the County's long-term debt is presented in Note 6 to the financial statements.

ECONOMIC FACTORS AND NEXT YEAR'S BUDGET AND RATES

Audubon County's elected and appointed officials and citizens considered many factors when setting the fiscal year 2018 budget, tax rates and fees charged for various County activities. One of those factors is the economy. Another major factor is the taxable valuation of property within the County. The taxable valuation for rural areas for fiscal year 2018 is up 3.75% to \$329 million and the countywide taxable valuation increased 5.3% to \$393 million.

Audubon County budgets on a cash basis. Budgeted disbursements for fiscal year 2018 are approximately \$10.2 million, a decrease of 18% from the final fiscal year 2017 budget. The operating ending balance is expected to decrease approximately \$645,000 from the re-estimated June 30, 2017 balance. The fiscal year 2017 actual cash basis ending balance was \$4.6 million, approximately \$197,000 higher than projected, which will increase the estimated fiscal year 2018 ending balance accordingly.

CONTACTING THE COUNTY'S FINANCIAL MANAGEMENT

This financial report is designed to provide our citizens, taxpayers, customers and creditors with a general overview of Audubon County's finances and to show the County's accountability for the money it receives. If you have questions about this report or need additional financial information, contact the Audubon County Auditor's Office, 318 Leroy Street, #4, Audubon, Iowa 50025.

Audubon County

Basic Financial Statements

Exhibit A

Audubon County
Statement of Net Position
June 30, 2017

	<u>Governmental Activities</u>
Assets	
Cash and pooled investments	\$ 4,631,948
Receivables:	
Property tax:	
Delinquent	3,312
Succeeding year	4,058,000
Succeeding year tax increment financing	211,000
Interest and penalty on property tax	8,728
Accounts	12,002
Loan	29,698
Accrued interest	804
Due from other governments	445,560
Inventories	425,443
Prepaid expenses	39,839
Capital assets, net of accumulated depreciation	<u>19,824,135</u>
Total assets	<u>29,690,469</u>
Deferred Outflows of Resources	
Pension related deferred outflows	<u>657,329</u>
Liabilities	
Accounts payable	304,698
Accrued interest payable	6,641
Salaries and benefits payable	56,683
Due to other governments	6,637
Long-term liabilities:	
Portion due or payable within one year:	
Capital lease purchase agreement	200,019
Bonds payable	40,000
Anticipation note payable	3,179,965
Compensated absences	62,695
Portion due or payable after one year:	
Capital lease purchase agreement	633,676
Bonds payable	144,189
Compensated absences	127,625
Net pension liability	1,893,563
Net OPEB liability	<u>165,925</u>
Total liabilities	<u>6,822,316</u>
Deferred Inflows of Resources	
Unavailable property tax revenue	4,058,000
Unavailable tax increment financing	211,000
Pension related deferred inflows	<u>47,304</u>
Total deferred inflows of resources	<u>4,316,304</u>
Net Position	
Net investment in capital assets	15,810,475
Restricted for:	
Supplemental levy purposes	682,895
Mental health purposes	860,635
Rural services purposes	425,977
Secondary roads purposes	1,157,986
Other purposes	206,965
Unrestricted	<u>64,245</u>
Total net position	<u>\$ 19,209,178</u>

See notes to financial statements.

Audubon County
Statement of Activities
Year ended June 30, 2017

		Program Revenues			Net (Expense) Revenue and Changes in Net Position
		Charges for Service	Operating Grants, Contributions and Restricted Interest	Capital Grants, Contributions and Restricted Interest	
Expenses					
Functions/Programs:					
Governmental activities:					
Public safety and legal services	\$ 1,266,053	158,408	1,220	-	(1,106,425)
Physical health and social services	577,572	205,314	89,190	-	(283,068)
Mental health	190,083	-	4,120	-	(185,963)
County environment and education	604,762	65,448	11,680	40,999	(486,635)
Roads and transportation	6,062,314	19,877	2,838,976	1,004,375	(2,199,086)
Governmental services to residents	345,675	105,599	-	-	(240,076)
Administration	794,820	16,040	5,000	-	(773,780)
Interest on long-term debt	82,328	-	-	-	(82,328)
Total	\$ 9,923,607	570,686	2,950,186	1,045,374	(5,357,361)
General Revenues:					
Property and other county tax levied for general purposes					3,733,002
Tax increment financing					145,762
Penalty and interest on property tax					22,617
State tax credits					253,535
Local option sales tax					279,922
Unrestricted investment earnings					19,254
Gain on disposition of capital assets					75,619
Miscellaneous					69,496
Total general revenues					4,599,207
Change in net position					(758,154)
Net position beginning of year, as restated					19,967,332
Net position end of year					\$ 19,209,178
See notes to financial statements.					

Audubon County
Balance Sheet
Governmental Funds

June 30, 2017

	Special Revenue			
	General	Mental Health	Rural Services	Secondary Roads
Assets				
Cash and pooled investments	\$ 2,223,613	859,785	563,080	778,525
Receivables:				
Property tax:				
Delinquent	3,028	72	212	-
Succeeding year	2,391,000	110,000	1,557,000	-
Succeeding year tax increment financing	-	-	-	-
Interest and penalty on property tax	8,728	-	-	-
Accounts	9,190	879	45	1,888
Loan	29,698	-	-	-
Accrued interest	784	-	-	-
Due from other governments	18,394	-	-	427,166
Inventories	-	-	1,155	424,288
Prepaid expenditures	23,904	-	-	15,935
Total assets	\$ 4,708,339	970,736	2,121,492	1,647,802
Liabilities, Deferred Inflows of Resources and Fund Balances				
Liabilities:				
Accounts payable	\$ 22,001	-	3,979	278,718
Salaries and benefits payable	26,694	101	142	29,746
Due to other governments	3,602	-	-	3,035
Total liabilities	52,297	101	4,121	311,499
Deferred inflows of resources:				
Unavailable revenues:				
Succeeding year property tax	2,391,000	110,000	1,557,000	-
Succeeding year tax increment financing	-	-	-	-
Other	11,756	72	212	11,598
Total deferred inflows of resources	2,402,756	110,072	1,557,212	11,598
Fund balances:				
Nonspendable:				
Inventories	-	-	1,155	424,288
Prepaid expenditures	23,904	-	-	15,935
Loan receivable	29,698	-	-	-
Restricted for:				
Supplemental levy purposes	576,371	-	116,292	-
Mental health purposes	-	860,563	-	-
Rural services purposes	-	-	442,712	-
Secondary road purposes	-	-	-	884,482
Other purposes	-	-	-	-
Assigned for:				
Cass-Audubon economic development agreement	40,000	-	-	-
Sheriff	55,000	-	-	-
Park improvements	76,005	-	-	-
Jail commissary	1,649	-	-	-
Building maintenance	25,000	-	-	-
Unassigned	1,425,659	-	-	-
Total fund balances	2,253,286	860,563	560,159	1,324,705
Total liabilities, deferred inflows of resources and fund balances	\$ 4,708,339	970,736	2,121,492	1,647,802

See notes to financial statements.

Nonmajor	Total
206,945	4,631,948
-	3,312
-	4,058,000
211,000	211,000
-	8,728
-	12,002
-	29,698
20	804
-	445,560
-	425,443
-	39,839
417,965	9,866,334
-	304,698
-	56,683
-	6,637
-	368,018
-	4,058,000
211,000	211,000
-	23,638
211,000	4,292,638
-	425,443
-	39,839
-	29,698
-	692,663
-	860,563
-	442,712
-	884,482
206,965	206,965
-	40,000
-	55,000
-	76,005
-	1,649
-	25,000
-	1,425,659
206,965	5,205,678
417,965	9,866,334

Audubon County

Audubon County

Reconciliation of the Balance Sheet –
Governmental Funds to the Statement of Net Position

June 30, 2017

Total governmental fund balances (page 21)	\$ 5,205,678
---	--------------

***Amounts reported for governmental activities in the Statement of
Net Position are different because:***

Capital assets used in governmental activities are not current financial resources and, therefore, are not reported in the governmental funds. The cost of assets is \$32,085,871 and the accumulated depreciation is \$12,261,736.

19,824,135

Other long-term assets are not available to pay current year expenditures and, therefore, are recognized as deferred inflows of resources in the governmental funds.

23,638

Pension related deferred outflows of resources and deferred inflows of resources are not due and payable in the current year and, therefore, are not reported in the governmental funds, as follows:

Deferred outflows of resources

657,329

Deferred inflows of resources

(47,304)

610,025

Long-term liabilities, including capital lease purchase agreement payable, bonds payable, anticipation project note payable, other postemployment benefits payable, net pension liability, compensated absences payable and accrued interest payable, are not due and payable in the current year and, therefore, are not reported in the governmental funds.

(6,454,298)**Net position of governmental activities (page 18)**\$ 19,209,178

See notes to financial statements.

Audubon County

Statement of Revenues, Expenditures and
Changes in Fund Balances
Governmental Funds

Year ended June 30, 2017

		Special Revenue		
	General	Mental Health	Rural Services	Secondary Roads
Revenues:				
Property and other county tax	\$ 2,189,623	107,575	1,433,744	-
Tax increment financing	-	-	-	-
Local option sales tax	-	-	-	279,922
Interest and penalty on property tax	22,188	-	-	-
Intergovernmental	566,185	11,918	84,703	2,985,833
Licenses and permits	17,159	-	-	990
Charges for service	256,338	-	-	-
Use of money and property	42,163	-	-	-
Miscellaneous	19,097	2,503	946	31,608
Total revenues	3,112,753	121,996	1,519,393	3,298,353
Expenditures:				
Operating:				
Public safety and legal services	917,906	-	293,643	-
Physical health and social services	575,084	-	-	-
Mental health	-	190,073	-	-
County environment and education	344,855	-	159,569	-
Roads and transportation	-	-	330,633	4,971,871
Governmental services to residents	334,825	-	1,093	-
Administration	745,368	-	13,329	-
Debt service	43,424	-	-	75,649
Capital projects	93,860	-	-	871,319
Total expenditures	3,055,322	190,073	798,267	5,918,839
Excess (deficiency) of revenues over (under) expenditures	57,431	(68,077)	721,126	(2,620,486)
Other financing sources (uses):				
Proceeds of anticipation project notes	-	-	-	2,499,186
Capital lease purchase agreement	-	-	-	408,317
Transfers in	-	-	-	675,000
Transfers out	-	-	(675,000)	(10,045)
Sale of capital assets	150	-	5,796	18,521
Total other financing sources (uses)	150	-	(669,204)	3,590,979
Change in fund balances	57,581	(68,077)	51,922	970,493
Fund balances beginning of year	2,195,705	928,640	508,237	354,212
Fund balances end of year	\$ 2,253,286	860,563	560,159	1,324,705

See notes to financial statements.

<u>Nonmajor</u>	<u>Total</u>
-	3,730,942
145,762	145,762
-	279,922
-	22,188
22,050	3,670,689
-	18,149
1,147	257,485
216	42,379
1,220	55,374
<u>170,395</u>	<u>8,222,890</u>
-	1,211,549
-	575,084
-	190,073
60,513	564,937
-	5,302,504
2,000	337,918
-	758,697
101,222	220,295
-	965,179
<u>163,735</u>	<u>10,126,236</u>
<u>6,660</u>	<u>(1,903,346)</u>
-	2,499,186
-	408,317
10,045	685,045
-	(685,045)
-	24,467
<u>10,045</u>	<u>2,931,970</u>
16,705	1,028,624
<u>190,260</u>	<u>4,177,054</u>
<u>206,965</u>	<u>5,205,678</u>

Audubon County

Reconciliation of the Statement of Revenues, Expenditures and
Changes in Fund Balances –
Governmental Funds to the Statement
of Activities

Year ended June 30, 2017

Change in fund balances - Total governmental funds (page 25) \$ 1,028,624***Amounts reported for governmental activities in the Statement of
Activities are different because:***

Governmental funds report capital outlays as expenditures while governmental activities report depreciation expense to allocate those expenditures over the life of the assets. Capital outlay expenditures and contributed capital assets exceeded depreciation expense in the current year, as follows:

Expenditures for capital assets	\$ 1,434,340	
Capital assets contributed by the Iowa Department of Transportation	849,668	
Depreciation expense	<u>(1,551,919)</u>	732,089

In the Statement of Activities, the gain on the disposition of capital assets is reported, whereas the governmental funds report the proceeds from the disposition as an increase in financial resources.

54,345

Because some revenues will not be collected for several months after the County's year end, they are not considered available revenues and are recognized as deferred inflows of resources in the governmental funds, as follows:

Property and other county tax	2,060	
Other	<u>12,027</u>	14,087

Proceeds from issuing long-term liabilities provide current financial resources to governmental funds, but issuing debt increases long-term liabilities in the Statement of Net Position. Repayment of long-term liabilities is an expenditure in the governmental funds, but the repayment reduces long-term liabilities in the Statement of Net Position. Current year issuances exceeded repayments, as follows:

Issued	(2,907,503)	
Repaid	<u>395,476</u>	(2,512,027)

The current year County share of IPERS contributions are reported as expenditures in the governmental funds but are reported as a deferred outflow of resources in the Statement of Net Position.

241,806

Some expenses reported in the Statement of Activities do not require the use of current financial resources and, therefore, are not reported as expenditures in the governmental funds, as follows:

Compensated absences	(21,236)	
Other postemployment benefits	(39,425)	
Pension expense	(251,255)	
Interest on long-term debt	<u>(5,162)</u>	(317,078)

Change in net position of governmental activities (page 19) \$ (758,154)

See notes to financial statements.

Audubon County
Statement of Fiduciary Assets and Liabilities
Agency Funds

June 30, 2017

Assets

Cash and pooled investments:	
County Treasurer	\$ 775,599
Receivables:	
Property tax:	
Delinquent	6,589
Succeeding year	7,870,000
Accounts	4,551
Accrued interest	141
Special assessments	1,886
Due from other governments	26,720
Prepaid expenses	<u>7,970</u>
Total assets	<u>8,693,456</u>

Liabilities

Liabilities:	
Accounts payable	1,526
Due to other governments	8,654,349
Trusts payable	25,321
Compensated absences	<u>12,260</u>
Total liabilities	<u>8,693,456</u>

Net position	<u>\$ -</u>
---------------------	-------------

See notes to financial statements.

Audubon County

Audubon County

Notes to Financial Statements

June 30, 2017

(1) Summary of Significant Accounting Policies

Audubon County is a political subdivision of the State of Iowa and operates under the Home Rule provisions of the Constitution of Iowa. The County operates under the Board of Supervisors form of government. Elections are on a partisan basis. Other elected officials operate independently with the Board of Supervisors. These officials are the Auditor, Treasurer, Recorder, Sheriff and Attorney. The County provides numerous services to citizens, including law enforcement, health and social services, parks and cultural activities, planning and zoning, roadway construction and maintenance and general administrative services.

The County's financial statements are prepared in conformity with U.S. generally accepted accounting principles as prescribed by the Governmental Accounting Standards Board.

A. Reporting Entity

For financial reporting purposes, Audubon County has included all funds, organizations, agencies, boards, commissions and authorities. The County has also considered all potential component units for which it is financially accountable and other organizations for which the nature and significance of their relationship with the County are such that exclusion would cause the County's financial statements to be misleading or incomplete. The Governmental Accounting Standards Board has set forth criteria to be considered in determining financial accountability. These criteria include appointing a voting majority of an organization's governing body and (1) the ability of the County to impose its will on that organization or (2) the potential for the organization to provide specific benefits to or impose specific financial burdens on the County. The County has no component units which meet the Governmental Accounting Standards Board criteria.

Jointly Governed Organizations – The County participates in several jointly governed organizations that provide goods or services to the citizenry of the County but do not meet the criteria of a joint venture since there is no ongoing financial interest or responsibility by the participating governments. The County Board of Supervisors are members of or appoint representatives to the following boards and commissions: County Assessor's Conference Board, County Emergency Management Commission, County Public Safety Commission, County Joint E911 Service Board, County Solid Waste Commission and the Audubon County Airport Authority. Financial transactions of these organizations are included in the County's financial statements only to the extent of the County's fiduciary relationship with the organization and, as such, are reported in the Agency Funds of the County.

B. Basis of Presentation

Government-wide Financial Statements – The Statement of Net Position and the Statement of Activities report information on all of the nonfiduciary activities of the County. For the most part, the effect of inter-fund activity has been removed from these statements. Governmental activities are supported by property tax, intergovernmental revenues and other non-exchange transactions.

The Statement of Net Position presents the County's non-fiduciary assets, deferred outflows of resources, liabilities and deferred inflows of resources, with the difference reported as net position. Net position is reported in the following categories.

Net investment in capital assets consists of capital assets, net of accumulated depreciation and reduced by outstanding balances for bonds, notes and other debt attributable to the acquisition, construction or improvement of those assets.

Restricted net position results when constraints placed on net position use are either externally imposed or are imposed by law through constitutional provisions or enabling legislation. Enabling legislation did not result in any restricted net position.

Unrestricted net position consists of net position not meeting the definition of the preceding categories. Unrestricted net position is often subject to constraints imposed by management which can be removed or modified.

The Statement of Activities demonstrates the degree to which the direct expenses of a given function are offset by program revenues. Direct expenses are those clearly identifiable with a specific function. Program revenues include 1) charges to customers or applicants who purchase, use or directly benefit from goods, services or privileges provided by a given function and 2) grants, contributions and interest restricted to meeting the operational or capital requirements of a particular function. Property tax and other items not properly included among program revenues are reported instead as general revenues.

Fund Financial Statements – Separate financial statements are provided for governmental funds and fiduciary funds, even though the latter are excluded from the government-wide financial statements. Major individual governmental funds are reported as separate columns in the fund financial statements. All remaining governmental funds are aggregated and reported as nonmajor governmental funds.

The County reports the following major governmental funds:

The General Fund is the general operating fund of the County. All general tax revenues and other revenues not allocated by law or contractual agreement to some other fund are accounted for in this fund. From the fund are paid the general operating expenditures, the fixed charges and the capital improvement costs not paid from other funds.

Special Revenue:

The Mental Health Fund is used to account for property tax and other revenues to be used to fund mental health, intellectual disabilities and developmental disabilities services.

The Rural Services Fund is used to account for property tax and other revenues to provide services which are primarily intended to benefit those persons residing in the county outside of incorporated city areas.

The Secondary Roads Fund is used to account for the road use tax allocation from the State of Iowa, required transfers from the Special Revenue, Rural Services Fund and other revenues to be used for secondary road construction and maintenance.

Additionally, the County reports the following funds:

Fiduciary Funds – Agency Funds are used to account for assets held by the County as an agent for individuals, private organizations, certain jointly governed organizations, other governmental units and/or other funds.

C. Measurement Focus and Basis of Accounting

The government-wide and fiduciary fund financial statements are reported using the economic resources measurement focus and the accrual basis of accounting. Revenues are recorded when earned and expenses are recorded when a liability is incurred, regardless of the timing of related cash flows. Property tax is recognized as revenue in the year for which it is levied. Grants and similar items are recognized as revenue as soon as all eligibility requirements imposed by the provider have been satisfied.

Governmental fund financial statements are reported using the current financial resources measurement focus and the modified accrual basis of accounting. Revenues are recognized as soon as they are both measurable and available. Revenues are considered to be available when they are collectible within the current year or soon enough thereafter to pay liabilities of the current year. For this purpose, the County considers revenues to be available if they are collected within 60 days after year end.

Property tax, intergovernmental revenues (shared revenues, grants and reimbursements from other governments) and interest are considered to be susceptible to accrual. All other revenue items are considered to be measurable and available only when cash is received by the County.

Expenditures generally are recorded when a liability is incurred, as under accrual accounting. However, principal and interest on long-term debt, claims and judgments and compensated absences are recorded as expenditures only when payment is due. Capital asset acquisitions are reported as expenditures in governmental funds. Proceeds of general long-term debt and acquisitions under capital leases are reported as other financing sources.

Under the terms of grant agreements, the County funds certain programs by a combination of specific cost-reimbursement grants, categorical block grants and general revenues. Thus, when program expenses are incurred, there are both restricted and unrestricted net position available to finance the program. It is the County's policy to first apply cost-reimbursement grant resources to such programs, followed by categorical block grants and then by general revenues.

When an expenditure is incurred in governmental funds which can be paid using either restricted or unrestricted resources, the County's policy is to pay the expenditure from restricted fund balance and then from less-restrictive classifications – committed, assigned and then unassigned fund balances.

The County maintains its financial records on the cash basis. The financial statements of the County are prepared by making memorandum adjusting entries to the cash basis financial records.

D. Assets, Deferred Outflows of Resources, Liabilities, Deferred Inflows of Resources and Fund Equity

The following accounting policies are followed in preparing the financial statements:

Cash and Pooled Investments – The cash balances of most County funds are pooled and invested. Interest earned on investments is recorded in the General Fund unless otherwise provided by law. Investments are stated at fair value except for the investment in the Iowa Public Agency Investment Trust which is valued at amortized cost and non-negotiable certificates of deposit which are stated at amortized cost.

Property Tax Receivable – Property tax in governmental funds is accounted for using the modified accrual basis of accounting.

Property tax receivable is recognized in these funds on the levy or lien date, which is the date the tax asking is certified by the County Board of Supervisors. Delinquent property tax receivable represents unpaid taxes for the current and prior years. The succeeding year property tax receivable represents taxes certified by the Board of Supervisors to be collected in the next fiscal year for the purposes set out in the budget for the next fiscal year. By statute, the Board of Supervisors is required to certify its budget in March of each year for the subsequent fiscal year. However, by statute, the tax asking and budget certification for the following fiscal year becomes effective on the first day of that year. Although the succeeding year property tax receivable has been recorded, the related revenue is deferred in both the government-wide and fund financial statements and will not be recognized as revenue until the year for which it is levied.

Property tax revenue recognized in these funds become due and collectible in September and March of the fiscal year with a 1½% per month penalty for delinquent payments; is based on January 1, 2015 assessed property valuations; is for the tax accrual period July 1, 2016 through June 30, 2017 and reflects the tax asking contained in the budget certified by the County Board of Supervisors in March 2016.

Interest and Penalty on Property Tax Receivable – Interest and penalty on property tax receivable represents the amount of interest and penalty that was due and payable but has not been collected.

Special Assessments Receivable – Special assessments receivable represent the amounts due from individuals for work done which benefits their property. These special assessments are payable by individuals in no more than 15 annual installments. Each annual installment with interest on the unpaid balance is due on September 30 and is subject to the same interest and penalties as other taxes. Special assessments receivable represent assessments which have been made but have not been collected.

Due from Other Governments – Due from other governments represents amounts due from the State of Iowa, various shared revenues, grants and reimbursements from other governments.

Inventories – Inventories are valued at cost using the first-in, first-out method. Inventories consist of expendable supplies held for consumption. Inventories of governmental funds are recorded as expenditures when consumed rather than when purchased.

Capital Assets – Capital assets, which include property, furniture and equipment and intangibles acquired after July 1, 1980 are reported in the governmental activities column in the government-wide Statement of Net Position. Capital assets are recorded at historical cost. Donated capital assets are recorded at acquisition value. Acquisition value is the price that would have been paid to acquire a capital asset with equivalent service potential. The costs of normal maintenance and repair that do not add to the value of the asset or materially extend asset lives are not capitalized.

Reportable capital assets are defined by the County as assets with initial, individual costs in excess of the following thresholds and estimated useful lives in excess of two years.

Asset Class	Amount
Infrastructure, roads	\$ 50,000
Intangibles	50,000
Land, buildings and improvements	25,000
Equipment and vehicles	5,000

Capital assets of the County are depreciated using the straight line method over the following estimated useful lives:

Asset Class	Estimated Useful lives (In Years)
Buildings	20 - 50
Building improvements	20 - 50
Infrastructure	30 - 65
Intangibles	5 - 20
Equipment	3 - 20
Vehicles	5 - 20

Deferred Outflows of Resources – Deferred outflows of resources represent a consumption of net position applicable to a future year(s) which will not be recognized as an outflow of resources (expense/expenditure) until then. Deferred outflows of resources consist of unrecognized items not yet charged to pension expense, contributions from the County after the measurement date but before the end of the County's reporting period and the unamortized portion of the net difference between projected and actual earnings on pension plan investments.

Due to Other Governments – Due to other governments represents taxes and other revenues collected by the County and payments for services which will be remitted to other governments.

Trusts Payable – Trusts payable represents amounts due to others which are held by various County officials in fiduciary capacities until the underlying legal matters are resolved.

Compensated Absences – County employees accumulate a limited amount of earned but unused vacation hours for subsequent use or for payment upon termination, death or retirement. A liability is recorded when incurred in the government-wide and fiduciary fund financial statements. A liability for these amounts is reported in governmental fund financial statements only for employees who have resigned or retired. The compensated absences liability has been computed based on rates of pay in effect at June 30, 2017. The compensated absences liability attributable to the governmental activities will be paid primarily by the General Fund and the Special Revenue, Rural Services and Secondary Roads Funds.

Long-Term Liabilities – In the government-wide financial statements, long-term debt and other long-term obligations are reported as liabilities in the governmental activities Statement of Net Position.

In the governmental fund financial statements, the face amount of debt issued is reported as other financing sources. Issuance costs, whether or not withheld from the actual debt proceeds received, are reported as debt service expenditures.

Pensions – For purposes of measuring the net pension liability, deferred outflows of resources and deferred inflows of resources related to pensions and pension expense, information about the fiduciary net position of the Iowa Public Employees' Retirement System (IPERS) and additions to/deductions from IPERS fiduciary net position have been determined on the same basis as they are reported by IPERS. For this purpose, benefit payments, including refunds of employee contributions, are recognized when due and payable in accordance with the benefit terms. Investments are reported at fair value. The net pension liability attributable to the governmental activities will be paid primarily by the General Fund and the Special Revenue, Rural Services and Secondary Roads Funds.

Deferred Inflows of Resources – Deferred inflows of resources represents an acquisition of net position applicable to the future year(s) which will not be recognized as an inflow of resources (revenue) until that time. Although certain revenues are measurable, they are not available. Available means collected within the current year or expected to be collected soon enough thereafter to be used to pay liabilities of the current year. Deferred inflows of resources in the governmental fund financial statements represents the amount of assets that have been recognized, but the related revenue has not been recognized since the assets are not collected within the current year or expected to be collected soon enough thereafter to be used to pay liabilities of the current year. Deferred inflows of resources consist of property tax receivable and other receivables not collected within sixty days after year end.

Deferred inflows of resources in the Statement of Net Position consist of succeeding year property tax and tax increment financing receivables that will not be recognized until the year for which they are levied and the unamortized portion of the unrecognized items not yet charged to pension expense.

Fund Equity – In the governmental fund financial statements, fund balances are classified as follows:

Nonspendable – Amounts which cannot be spent because they are in a nonspendable form or because they are legally or contractually required to be maintained intact.

Restricted – Amounts restricted to specific purposes when constraints placed on the use of the resources are either externally imposed by creditors, grantors or state or federal laws or are imposed by law through constitutional provisions or enabling legislation.

Assigned – Amounts the Board of Supervisors intend to use for specific purposes.

Unassigned – All amounts not included in the preceding classifications.

E. Budgets and Budgetary Accounting

The budgetary comparison and related disclosures are reported as Required Supplementary Information. During the year ended June 30, 2017, disbursements exceeded the amount budgeted in the debt service function.

(2) Cash and Pooled Investments

The County's deposits in banks at June 30, 2017 were entirely covered by federal depository insurance or by the State Sinking Fund in accordance with Chapter 12C of the Code of Iowa. This chapter provides for additional assessments against the depositories to ensure there will be no loss of public funds.

The County is authorized by statute to invest public funds in obligations of the United States government, its agencies and instrumentalities; certificates of deposit or other evidences of deposit at federally insured depository institutions approved by the Board of Supervisors; prime eligible bankers acceptances; certain high rated commercial paper; perfected repurchase agreements; certain registered open-end management investment companies; certain joint investment trusts; and warrants or improvement certificates of a drainage district.

The County had investments in the Iowa Public Agency Investment Trust which are valued at an amortized cost of \$97,201 pursuant to Rule 2a-7 under the Investment Company Act of 1940. There were no limitations or restrictions on withdrawals for the IPAIT investments. The County's investment in IPAIT is unrated.

(3) Interfund Transfers

The detail of interfund transfers for the year ended June 30, 2017 is as follows:

<u>Transfer to</u>	<u>Transfer from</u>	<u>Amount</u>
Special Revenue:	Special Revenue:	
Secondary Roads	Rural Services	\$ 675,000
Tax Increment Financing	Secondary Roads	10,045
Total		<u>\$ 685,045</u>

Transfers generally move resources from the fund statutorily required to collect the resources to the fund statutorily required to expend the resources.

(4) Capital Assets

Capital assets activity for the year ended June 30, 2017 was as follows:

	Balance Beginning of Year, as restated	Increases	Decreases	Balance End of Year
Governmental activities:				
Capital assets not being depreciated:				
Land	\$ 930,886	-	-	930,886
Construction in progress	2,993,704	1,596,402	3,883,919	706,187
Total capital assets not being depreciated	3,924,590	1,596,402	3,883,919	1,637,073
Capital assets being depreciated:				
Buildings	1,309,123	-	-	1,309,123
Building improvements	205,035	-	-	205,035
Equipment and vehicles	6,312,351	747,603	309,906	6,750,048
Infrastructure, roads	16,985,684	3,883,919	-	20,869,603
Infrastructure, other	1,314,989	-	-	1,314,989
Total capital assets being depreciated	26,127,182	4,631,522	309,906	30,448,798
Less accumulated depreciation for:				
Buildings	645,847	31,505	-	677,352
Building improvements	205,035	-	-	205,035
Equipment and vehicles	3,801,328	468,232	304,251	3,965,309
Infrastructure, roads	5,739,251	987,686	-	6,726,937
Infrastructure, other	622,607	64,496	-	687,103
Total accumulated depreciation	11,014,068	1,551,919	304,251	12,261,736
Total capital assets being depreciated, net	15,113,114	3,079,603	5,655	18,187,062
Governmental activities capital assets, net	\$ 19,037,704	4,676,005	3,889,574	19,824,135

Depreciation expense was charged to the following functions:

Governmental activities:	
Public safety and legal services	\$ 55,249
County environment and education	70,969
Roads and transportation	1,394,856
Governmental services to residents	4,256
Administration	26,589
Total depreciation expense - governmental activities	<u>\$ 1,551,919</u>

The County acquired five motor graders for Secondary Roads under a capital lease purchase agreement. The cost of the equipment was \$1,435,792 and the accumulated depreciation at June 30, 2017 was \$229,777.

(5) Due to Other Governments

The County purchases services from other governmental units and also acts as a fee and tax collection agent for various governmental units. Tax collections are remitted to those governments in the month following collection. A summary of amounts due to other governments at June 30, 2017 is as follows:

Fund	Description	Amount
General	Services	\$ 3,602
Special Revenue:		
Secondary Roads	Services	3,035
Total for governmental funds		<u>\$ 6,637</u>
Agency:		
County Offices	Collections	\$ 8,890
Agriculture Extension Education		119,084
County Assessor		299,442
County Hospital		993,853
Schools		4,743,687
Community Colleges		287,850
Corporations		1,344,002
Townships		219,511
Auto License and Use Tax		175,192
All other		462,838
Total for agency funds		<u>\$ 8,654,349</u>

(6) Long-Term Liabilities

A summary of changes in long-term liabilities for the year ended June 30, 2017 is as follows:

	General Obligation Economic Development Bonds	Anticipation Project Notes	Capital Lease Purchase Agreement	Compen- sated Absences	Net Pension Liability	Net OPEB Liability	Total
Balance beginning of year	\$ 219,189	788,908	677,725	169,084	1,400,549	126,500	3,381,955
Increases	-	2,499,186	408,317	130,058	493,014	39,425	3,570,000
Decreases	35,000	108,129	252,347	108,822	-	-	504,298
Balance end of year	<u>\$ 184,189</u>	<u>3,179,965</u>	<u>833,695</u>	<u>190,320</u>	<u>1,893,563</u>	<u>165,925</u>	<u>6,447,657</u>
Due within one year	\$ 40,000	3,179,965	200,019	62,695	-	-	3,482,679

General Obligation Bonds

In September 2007, the County issued \$500,000 of general obligation economic development bonds. The proceeds were provided to Valley Business Park Corporation to purchase land for economic development. The County expects to pay \$40,000 annually toward principal and interest on the debt with Valley Business Park Corporation contributing the remainder of the payment. No formal agreement exists between the County and Valley Business Park Corporation detailing the terms for repayment of the debt. However, at June 30, 2017, a loan receivable of \$29,698 has been recognized in the County's financial statements representing the amount Valley Business Park Corporation is expected to contribute to the repayment of the County's debt.

Details of the general obligation bonds outstanding at June 30, 2017 are as follows:

Year Ending June 30,	Interest Rates	Principal	Interest	Total
2018	6.25%	\$ 40,000	7,274	47,274
2019	6.25	40,000	5,694	45,694
2020	6.25	45,000	4,120	49,120
2021	6.25	45,000	2,333	47,333
2022	6.25	14,189	559	14,748
		<u>\$ 184,189</u>	<u>19,980</u>	<u>204,169</u>

During the year ended June 30, 2017, \$35,000 of bonds were retired and interest of \$8,424 was paid.

Capital Lease Purchase Agreement

The County has entered into a capital lease purchase agreement to lease 5 motor graders with historical cost of \$1,435,792. The following is a schedule of the future minimum lease payments, including interest at 2.75% per annum, and the present value of net minimum lease payments under the agreement in effect at June 30, 2017:

Year Ending June 30,	Motor Graders
2018	\$ 222,946
2019	222,946
2020	222,946
2021	<u>222,951</u>
Total minimum lease payments	891,789
Less amount representing interest	<u>(58,094)</u>
Present value of net minimum lease payments	<u>\$ 833,695</u>

(7) Pension Plan

Plan Description – IPERS membership is mandatory for employees of the County, except for those covered by another retirement system. Employees of the County are provided with pensions through a cost-sharing multiple employer defined benefit pension plan administered by the Iowa Public Employees' Retirement System (IPERS). IPERS issues a stand-alone financial report which is available to the public by mail at 7401 Register Drive, PO Box 9117, Des Moines, Iowa 50306-9117 or at www.ipers.org.

IPERS benefits are established under Iowa Code Chapter 97B and the administrative rules thereunder. Chapter 97B and the administrative rules are the official plan documents. The following brief description is provided for general informational purposes only. Refer to the plan documents for more information.

Pension Benefits – A Regular member may retire at normal retirement age and receive monthly benefits without an early-retirement reduction. Normal retirement age is 65, anytime after reaching age 62 with 20 or more years of covered employment or when the member's years of service plus the member's age at the last birthday equals or exceeds 88, whichever comes first. These qualifications must be met on the member's first month of entitlement to benefits. Members cannot begin receiving retirement benefits before age 55. The formula used to calculate a Regular member's monthly IPERS benefit includes:

- A multiplier based on years of service.
- The member's highest five-year average salary except members with service before June 30, 2012 will use the highest three-year average salary as of that date if it is greater than the highest five-year average salary.

Sheriffs, deputies and protection occupation members may retire at normal retirement age, which is generally at age 55. Sheriffs, deputies and protection occupation members may retire any time after reaching age 50 with 22 or more years of covered employment.

The formula used to calculate a sheriff's, deputy's or protection occupation member's monthly IPERS benefit includes:

- 60% of average salary after completion of 22 years of service, plus an additional 1.5% of average salary for more than 22 years of service but not more than 30 years of service.
- The member's highest three-year average salary.

If a member retires before normal retirement age, the member's monthly retirement benefit will be permanently reduced by an early-retirement reduction. The early-retirement reduction is calculated differently for service earned before and after July 1, 2012. For service earned before July 1, 2012, the reduction is 0.25% for each month the member receives benefits before the member's earliest normal retirement age. For service earned on or after July 1, 2012, the reduction is 0.50% for each month the member received benefits before age 65.

Generally, once a member selects a benefit option, a monthly benefit is calculated and remains the same for the rest of the member's lifetime. However, to combat the effects of inflation, retirees who began receiving benefits prior to July 1990 receive a guaranteed dividend with their regular November benefit payments.

Disability and Death Benefits – A vested member who is awarded federal Social Security disability or Railroad Retirement disability benefits is eligible to claim IPERS benefits regardless of age. Disability benefits are not reduced for early retirement. If a member dies before retirement, the member's beneficiary will receive a lifetime annuity or a lump-sum payment equal to the present actuarial value of the member's accrued benefit or calculated with a set formula, whichever is greater. When a member dies after retirement, death benefits depend on the benefit option the member selected at retirement.

Contributions – Contribution rates are established by IPERS following the annual actuarial valuation which applies IPERS' Contribution Rate Funding Policy and Actuarial Amortization Method. State statute limits the amount rates can increase or decrease each year to 1 percentage point. IPERS Contribution Rate Funding Policy requires the actuarial contributions rate be determined using the "entry age normal" actuarial cost method and the actuarial assumptions and methods approved by the IPERS Investment Board. The actuarial contribution rate covers normal cost plus the unfunded actuarial liability payment based on a 30-year amortization period. The payment to amortize the unfunded actuarial liability is determined as a level percentage of payroll based on the Actuarial Amortization Method adopted by the Investment Board.

In fiscal year 2017, pursuant to the required rate, Regular members contributed 5.95% of covered payroll and the county contributed 8.93% of covered payroll, for the total rate of 14.88%. The Sheriff, deputies and the County each contributed 9.63% of covered payroll, for a total rate of 19.26%. Protection occupation members contributed 6.56% of covered payroll and the County contributed 9.84% of covered payroll, for a total rate of 16.40%.

The County's contributions to IPERS for the year ended June 30, 2017 totaled \$241,806.

Pension Liability, Pension Expense, Deferred Outflows of Resources and Deferred Inflows of Resources Related to Pensions – At June 30, 2017, the County reported a liability of \$1,893,563 for its proportionate share of the net pension liability. The net pension liability was measured as of June 30, 2016 and the total pension liability used to calculate the net pension liability was determined by an actuarial valuation as of that date. The County's proportion of the net pension liability was based on the County's share of contributions to IPERS relative to the contributions of all IPERS participating employers. At June 30, 2017, the County's collective proportion was 0.030089%, which was an increase of 0.001741% from its collective proportion measured as of June 30, 2015.

For the year ended June 30, 2017, the County recognized pension expense of \$251,255. At June 30, 2017, the County reported deferred outflows of resources and deferred inflows of resources related to pensions from the following sources:

	Deferred Outflows of Resources	Deferred Inflows of Resources
Differences between expected and actual experience	\$ 15,664	37,263
Changes of assumptions	27,040	7,386
Net difference between projected and actual earnings on IPERS' investments	336,407	
Changes in proportion and differences between County contributions and the County's proportionate share of contributions	36,412	2,655
County contributions subsequent to the measurement date	241,806	-
Total	<u>\$ 657,329</u>	<u>47,304</u>

\$241,806 reported as deferred outflows of resources related to pensions resulting from County contributions subsequent to the measurement date will be recognized as a reduction of the net pension liability in the year ending June 30, 2018. Other amounts reported as deferred outflows of resources and deferred inflows of resources related to pensions will be recognized in pension expense as follows:

Year Ending June 30,	Amount
2018	\$ 42,681
2019	42,681
2020	179,438
2021	103,774
2022	(355)
Total	<u>\$ 368,219</u>

There were no non-employer contributing entities to IPERS.

Actuarial Assumptions – The total pension liability in the June 30, 2016 actuarial valuation was determined using the following actuarial assumptions, applied to all periods included in the measurement:

Rate of inflation	
(effective June 30, 2014)	3.00% per annum.
Rates of salary increase	4.00 to 17.00% average, including inflation.
(effective June 30, 2010)	Rates vary by membership group.
Long-term investment rate of return	7.50% compounded annually, net of investment
(effective June 30, 1996)	expense, including inflation.
Wage growth	4.00% per annum, based on 3.00% inflation
(effective June 30, 1990)	and 1.00% real wage inflation.

The actuarial assumptions used in the June 30, 2016 valuation were based on the results of actuarial experience studies with dates corresponding to those listed above.

Mortality rates were based on the RP-2000 Mortality Table for Males or Females, as appropriate, with adjustments for mortality improvements based on Scale AA.

The long-term expected rate of return on IPERS' investments was determined using a building-block method in which best-estimate ranges of expected future real rates (expected returns, net of investment expense and inflation) are developed for each major asset class. These ranges are combined to produce the long-term expected rate of return by weighting the expected future real rates of return by the target asset allocation percentage and by adding expected inflation. The target allocation and best estimates of arithmetic real rates of return for each major asset class are summarized in the following table:

Asset Class	Asset Allocation	Long-Term Expected Real Rate of Return
Core plus fixed income	28%	1.90%
Domestic equity	24	5.85
International equity	16	6.32
Private equity/debt	11	10.31
Real estate	8	3.87
Credit opportunities	5	4.48
U.S. TIPS	5	1.36
Other real assets	2	6.42
Cash	1	(0.26)
Total	<u>100%</u>	

Discount Rate – The discount rate used to measure the total pension liability was 7.50%. The projection of cash flows used to determine the discount rate assumed employee contributions will be made at the contractually required rate and contributions from the County will be made at contractually required rates, actuarially determined. Based on those assumptions, IPERS' fiduciary net position was projected to be available to make all projected future benefit payments to current active and inactive employees. Therefore, the long-term expected rate of return on IPERS' investments was applied to all periods of projected benefit payments to determine the total pension liability.

Sensitivity of the County's Proportionate Share of the Net Pension Liability to Changes in the Discount Rate – The following presents the County's proportionate share of the net pension liability calculated using the discount rate of 7.50%, as well as what the County's proportionate share of the net pension liability would be if it were calculated using a discount rate 1% lower (6.50%) or 1% higher (8.50%) than the current rate.

	1% Decrease (6.50%)	Discount Rate (7.50%)	1% Increase (8.50%)
County's proportionate share of the net pension liability	\$ 3,311,489	1,893,563	697,901

IPERS Fiduciary Net Position – Detailed information about IPERS' fiduciary net position is available in the separately issued IPERS financial report which is available on IPERS' website at www.ipers.org.

Payables to IPERS – All legally required County contributions and legally required employee contributions which had been withheld from employee wages were remitted by the County to IPERS by June 30, 2017.

(8) Other Postemployment Benefits (OPEB)

Plan Description – The County operates a single-employer health benefit plan which provides medical/prescription drug benefits for employees, retirees and their spouses. There are 46 active and no retired members in the plan. Retired participants must be age 55 or older at retirement.

The medical/prescription drug benefits are provided through a health plan insured through the Iowa Association of Counties group plan with Wellmark Blue Cross/Blue Shield. Retirees under age 65 pay the same premium for the medical/prescription drug benefits as active employees, which results in an implicit rate subsidy and an OPEB liability.

Funding Policy – The contribution requirements of plan members are established and may be amended by the County. The County currently finances the retiree benefit plan on a pay-as-you-go basis.

Annual OPEB Cost and Net OPEB Obligation – The County's annual OPEB cost is calculated based on the annual required contribution (ARC) of the County, an amount actuarially determined in accordance with GASB Statement No. 45. The ARC represents a level of funding which, if paid on an ongoing basis, is projected to cover normal cost each year and amortize any unfunded actuarial liabilities over a period not to exceed 30 years.

The following table shows the components of the County's annual OPEB cost for the year ended June 30, 2017, the amount actually contributed to the plan and changes in the County's net OPEB obligation:

Annual required contribution	\$ 40,839
Interest on net OPEB obligation	3,420
Adjustment to annual required contribution	<u>(4,834)</u>
Annual OPEB cost	39,425
Contributions made	<u>-</u>
Increase in net OPEB obligation	39,425
Net OPEB obligation beginning of year	<u>126,500</u>
Net OPEB obligation end of year	<u>\$ 165,925</u>

For calculation of the net OPEB obligation, the actuary has set the transition day as July 1, 2009. The end of year net OPEB obligation was calculated by the actuary as the cumulative difference between the actuarially determined funding requirements and the actual contributions for the year ended June 30, 2017.

For the year ended June 30, 2017, the County contributed nothing to the medical plan. Plan members eligible for benefits contributed \$0, or 0% of the premium costs.

The County's annual OPEB cost, the percentage of annual OPEB cost contributed to the plan and the net OPEB obligation are summarized as follows:

Year Ended June 30,	Annual OPEB Cost	Percentage of Annual OPEB Cost Contributed	Net OPEB Obligation
2015	\$ 35,789	55.0%	\$ 85,500
2016	41,000	0.0	126,500
2017	39,425	0.0	165,925

Funded Status and Funding Progress – As of July 1, 2015, the most recent actuarial valuation date for the period July 1, 2016 through June 30, 2017, the actuarial accrued liability was approximately \$296,000, with no actuarial value of assets, resulting in an unfunded actuarial accrued liability (UAAL) of approximately \$296,000. The covered payroll (annual payroll of active employees eligible to be covered by the plan) was approximately \$2,650,000 and the ratio of the UAAL to covered payroll was 11.2%. As of June 30, 2017, there were no trust fund assets.

Actuarial Methods and Assumptions – Actuarial valuations of an ongoing plan involve estimates of the value of reported amounts and assumptions about the probability of occurrence of events far into the future. Examples include assumptions about future employment, mortality and the health care cost trend. Actuarially determined amounts are subject to continual revision as actual results are compared with past expectations and new estimates are made about the future. The Schedule of Funding Progress for the Retiree Health Plan, presented as Required Supplementary Information in the section following the Notes to Financial Statements, presents multiyear trend information about whether the actuarial value of plan assets is increasing or decreasing over time relative to the actuarial accrued liabilities for benefits.

Projections of benefits for financial reporting purposes are based on the plan as understood by the employer and the plan members and include the types of benefits provided at the time of each valuation and the historical pattern of sharing of benefit costs between the employer and plan members to that point. The actuarial methods and assumptions used include techniques designed to reduce the effects of short-term volatility in actuarial accrued liabilities and the actuarial value of assets, consistent with the long-term perspective of the calculations.

As of the July 1, 2015 actuarial valuation date, the projected unit credit with linear proration to decrement actuarial cost method was used. The actuarial assumptions include a 4% discount rate based on the County's funding policy. The projected annual medical trend rate is 9.0%. The ultimate medical trend rate is 5%. The medical trend rate is reduced 0.5% each year until reaching the 5% ultimate trend rate. An inflation rate of 0% is assumed for the purpose of this computation.

Mortality rates are from the RPH-2015 Total Dataset Mortality Table.

Projected claim costs of the medical plan are \$706 per month for retirees. The salary increase rate was assumed to be 3% per year. The UAAL is being amortized as a level percentage of projected payroll expense on an open group basis over 30 years.

(9) Voluntary Termination Benefit Program for the County Engineer's and Sheriff's Offices

A voluntary termination benefit program has been established for County employees who are covered by the County Engineer Union contract and the County Sheriff Union contract. The program allows employees who are eligible, upon a bona fide retirement, to use the value of their unused sick leave to pay towards the purchase of health insurance after their retirement.

Upon retirement, employees with at least 15 years of service may convert 25% of their accumulated, unused sick leave at their current regular hourly rate of pay.

The final calculated dollar value will be credited to the employee's Sick Leave Upon Retirement account. Each month, the County will pay 100% of the employee's monthly health insurance premium from the retiree's Sick Leave Upon Retirement account.

The employer will continue to pay the employee's monthly health insurance premium each month until the converted value of the retiree's Sick Leave Upon Retirement balance is exhausted.

All program benefits are financed on a pay-as-you-go basis by the County. A liability of \$22,387 has been included in compensated absences on the Statement of Net Position.

During the year ended June 30, 2017, two employees received benefits totaling \$4,008 under the Sick Leave Upon Retirement program.

(10) Risk Management

The County is a member of the Iowa Communities Assurance Pool, as allowed by Chapter 331.301 of the Code of Iowa. The Iowa Communities Assurance Pool (Pool) is a local government risk-sharing pool whose 753 members include various governmental entities throughout the State of Iowa. The Pool was formed in August 1986 for the purpose of managing and funding third-party liability claims against its members. The Pool provides coverage and protection in the following categories: general liability, automobile liability, automobile physical damage, public officials' liability, police professional liability, property, inland marine and boiler/machinery. There have been no reductions in insurance coverage from prior years.

Each member's annual casualty contributions to the Pool fund current operations and provide capital. Annual casualty operating contributions are those amounts necessary to fund, on a cash basis, the Pool's general and administrative expenses, claims, claims expenses and reinsurance expenses estimated for the fiscal year, plus all or any portion of any deficiency in capital. Capital contributions are made during the first six years of membership and are maintained at a level determined by the Board not to exceed 300% of basis rate.

The Pool also provides property coverage. Members who elect such coverage make annual property operating contributions which are necessary to fund, on a cash basis, the Pool's general and administrative expenses, reinsurance premiums, losses and loss expense for property risks estimated for the fiscal year, plus all or any portion of any deficiency in capital. Any year-end operating surplus is transferred to capital. Deficiencies in operations are offset by transfers from capital and, if insufficient, by the subsequent year's member contributions.

The County's property and casualty contributions to the Pool are recorded as expenditures from its operating funds at the time of payment to the Pool. The County's contributions to the Pool for the year ended June 30, 2017 were \$127,520.

The Pool uses reinsurance and excess risk-sharing agreements to reduce its exposure to large losses. The Pool retains general, automobile, police professional, and public officials' liability risks up to \$500,000 per claim. Claims exceeding \$500,000 are reinsured through reinsurance and excess risk-sharing agreements up to the amount of risk-sharing protection provided by the County's risk-sharing certificate. Property and automobile physical damage risks are retained by the Pool up to \$250,000 each occurrence, each location. Property risks exceeding \$250,000 are reinsured through reinsurance and excess risk-sharing agreements up to the amount of risk-sharing protection provided by the County's risk-sharing certificate.

The Pool's intergovernmental contract with its members provides that in the event a casualty claim, property loss or series of claims or losses exceeds the amount of risk-sharing protection provided by the County's risk-sharing certificate, or in the event a casualty claim, property loss or series of claims or losses exhausts the Pool's funds and any excess risk-sharing recoveries, then payment of such claims shall be the obligation of the respective individual member against whom the claim was made or the loss was incurred.

The County does not report a liability for losses in excess of reinsurance or excess risk-sharing recoveries unless it is deemed probable such losses have occurred and the amount of such loss can be reasonably estimated. Accordingly, at June 30, 2017, no liability has been recorded in the County's financial statements. As of June 30, 2017, settled claims have not exceeded the risk pool or reinsurance coverage since the Pool's inception.

Members agree to continue membership in the Pool for a period of not less than one full year. After such period, a member who has given 60 days prior written notice may withdraw from the Pool. Upon withdrawal, payments for all casualty claims and claim expenses become the sole responsibility of the withdrawing member, regardless of whether a claim was incurred or reported prior to the member's withdrawal. Upon withdrawal, a formula set forth in the Pool's intergovernmental contract with its members is applied to determine the amount (if any) to be refunded to the withdrawing member.

The County also carries commercial insurance purchased from other insurers for coverage associated with workers compensation and employee blanket bond in the amount of \$1,000,000 and \$25,000, respectively. The County assumes liability for any deductibles and claims in excess of coverage limitations. Settled claims resulting from these risks have not exceeded commercial insurance coverage in any of the past three fiscal years.

(11) Tax Abatements

Governmental Accounting Standards Board Statement No. 77 defines tax abatements as a reduction in tax revenues that results from an agreement between one or more governments and an individual or entity in which (a) one or more governments promise to forgo tax revenues to which they are otherwise entitled and (b) the individual or entity promises to take a specific action after the agreement has been entered into that contributes to economic development or otherwise benefits the governments or the citizens of those governments.

County Tax Abatements

The County provides tax abatements for urban renewal and economic development projects with tax increment financing as provided for in Chapters 15A and 403 of the Code of Iowa. For these types of projects, the County enters into agreements with developers which require the County, after developers meet the terms of the agreements, to rebate a portion of the property tax paid by the developers, to pay the developers an economic development grant or to pay the developers a predetermined dollar amount. No other commitments were made by the County as part of these agreements.

For the year ended June 30, 2017, the County abated \$25,075 of property tax under the urban renewal projects.

(12) Development Agreement

The County agreed to rebate 50% of the incremental property tax paid by West Central Cooperative Inc., up to a maximum of \$55,674 per year, in exchange for the costs of certain improvements. The incremental property tax to be received by the County under Chapter 403.19 of the Code of Iowa from the developer will be rebated to West Central Cooperative, Inc. for a period not to exceed 10 years or in a cumulative amount not to exceed a total of \$325,000. The payments will be made on December 1 and June 1 of each fiscal year, beginning on December 1, 2013.

The total rebated during the year ended June 30, 2017 was \$55,674 and the cumulative rebated amount is \$175,992.

(13) Anticipation Project Notes

On May 31, 2016, the County entered into an anticipation project note with Exchange State Bank, Exira, Iowa. The loan agreement anticipation project note not to exceed \$6,200,000 is to be used for the purpose of aiding in the planning, undertaking and carrying out urban renewal projects in the Audubon County Consolidated Urban Renewal Area, including construction, reconstruction and improvement of county roads. The note was issued pursuant to Chapters 331.402 and 331.441 of the Code of Iowa in anticipation of the receipt of and is payable from the proceeds of an authorized loan agreement and other revenues and sources to become available during the construction of the Project. The note accrues interest at a rate of 2.5% per annum, payable on December 1 and June 1. The note matures on June 1, 2018.

The activity for the anticipation project notes for the year ended June 30, 2017 is as follows:

Series	Final Maturity	Balance Beginning of Year	Additions	Deletions	Balance End of Year
2016	June 1, 2018	\$ 788,908	2,499,186	108,129	3,179,965

(14) Audubon County Financial Information Included in the Heart of Iowa Community Services Mental Health Region

Heart of Iowa Community Services Mental Health Region, a jointly governed organization formed pursuant to the provisions of Chapter 28E of the Code of Iowa which became effective July 10, 2015, includes the following member counties: Dallas, Greene, Guthrie and Audubon County. The financial activity of Audubon County's Special Revenue, Mental Health Fund is included in the Heart of Iowa Community Services Mental Health Region for the year ended June 30, 2017, as follows:

Revenues:		
Property and other county tax		\$ 107,575
Intergovernmental:		
State tax credits	\$ 7,888	
Other	4,030	11,918
Miscellaneous		2,503
Total revenues		121,996
Expenditures:		
Services to persons with:		
Mental illness		4,019
General administration:		
Distribution to regional fiscal agent		186,054
Total expenditures		190,073
Excess of expenditures over revenues		(68,077)
Fund balance beginning of year		928,640
Fund balance end of year		\$ 860,563

(15) New Accounting Pronouncement

The County adopted the tax abatement disclosure guidance set forth in Governmental Accounting Standards Board Statement No. 77, Tax Abatement Disclosures. The Statement sets forth guidance for the disclosure of information about the nature and magnitude of tax abatements which will make these transactions more transparent to financial statement users. Adoption of the guidance did not have an impact on amounts reported in the financial statements. The Notes to Financial Statements include information about the County's tax abatements.

(16) Prospective Accounting Change

The Governmental Accounting Standards Board has issued Statement No. 75, Accounting and Financial Reporting for Postemployment Benefits Other Than Pensions. This statement will be implemented for the fiscal year ending June 30, 2018. The revised requirements establish new financial reporting requirements for state and local governments which provide their employees with postemployment benefits other than pensions, including additional note disclosures and required supplementary information. In addition, the Statement of Net Position is expected to include a significant liability for the County's other postemployment benefits.

(17) Subsequent Event

The County issued \$6,265,000 of general obligation urban renewal bonds dated February 20, 2018. The proceeds will be used for construction, reconstruction and improvement of County roads and making an economic development grant to Audubon County Economic Development.

(18) Restatement

Beginning net position for governmental activities was restated to properly report the beginning balance for capital assets, as follows:

	<u>Governmental Activities</u>
Net position, June 30, 2016, as previously reported	\$ 18,487,796
Correction to increase capital assets for construction in progress substantiated by County records	<u>1,479,536</u>
Net position, July 1, 2016, as restated	<u>\$ 19,967,332</u>

Required Supplementary Information

Audubon County

Budgetary Comparison Schedule of
Receipts, Disbursements and Changes in Balances –
Budget and Actual (Cash Basis) – All Governmental Funds

Required Supplementary Information

Year ended June 30, 2017

		Budgeted Amounts		Final to
	Actual	Original	Final	Actual
				Variance
Receipts:				
Property and other county tax	\$ 4,182,561	4,146,395	4,148,770	33,791
Interest and penalty on property tax	22,188	-	-	22,188
Intergovernmental	3,543,131	3,643,037	3,501,476	41,655
Licenses and permits	17,654	10,000	10,000	7,654
Charges for service	263,585	219,010	219,010	44,575
Use of money and property	51,441	17,116	17,116	34,325
Miscellaneous	50,493	59,150	1,150	49,343
Total receipts	8,131,053	8,094,708	7,897,522	233,531
Disbursements:				
Public safety and legal services	1,207,173	1,416,482	1,416,482	209,309
Physical health and social services	578,408	673,455	676,455	98,047
Mental health	198,648	180,657	201,914	3,266
County environment and education	605,988	608,432	607,973	1,985
Roads and transportation	4,611,383	4,022,127	4,623,127	11,744
Governmental services to residents	337,295	365,243	370,243	32,948
Administration	746,753	811,786	843,536	96,783
Nonprogram	-	100	100	100
Debt service	176,870	97,000	175,221	(1,649)
Capital projects	2,453,533	3,808,287	3,584,287	1,130,754
Total disbursements	10,916,051	11,983,569	12,499,338	1,583,287
Excess (deficiency) of receipts over (under) disbursements	(2,784,998)	(3,888,861)	(4,601,816)	1,816,818
Other financing sources, net	2,523,653	3,430,000	3,430,000	(906,347)
Excess (deficiency) of receipts and other financing sources over (under) disbursements and other financing uses	(261,345)	(458,861)	(1,171,816)	910,471
Balance beginning of year	4,893,293	4,131,615	4,893,295	(2)
Balance end of year	\$ 4,631,948	3,672,754	3,721,479	910,469

See accompanying independent auditor's report.

Audubon County

Budgetary Comparison Schedule - Budget to GAAP Reconciliation
Required Supplementary Information

Year ended June 30, 2017

	Governmental Funds		
	Cash Basis	Accrual Adjust- ments	Modified Accrual Basis
Revenues	\$ 8,131,053	91,837	8,222,890
Expenditures	10,916,051	(789,815)	10,126,236
Net	(2,784,998)	881,652	(1,903,346)
Other financing sources, net	2,523,653	408,317	2,931,970
Beginning fund balances	4,893,293	(716,239)	4,177,054
Ending fund balances	<u>\$ 4,631,948</u>	<u>573,730</u>	<u>5,205,678</u>

See accompanying independent auditor's report.

Audubon County

Notes to Required Supplementary Information – Budgetary Reporting

June 30, 2017

The budgetary comparison is presented as Required Supplementary Information in accordance with Governmental Accounting Standards Board Statement No. 41 for governments with significant budgetary perspective differences resulting from not being able to present budgetary comparisons for the General Fund and each major Special Revenue Fund.

In accordance with the Code of Iowa, the County Board of Supervisors annually adopts a budget on the cash basis following required public notice and hearing for all funds except Agency Funds and appropriates the amount deemed necessary for each of the different County offices and departments. The budget may be amended during the year utilizing similar statutorily prescribed procedures. Encumbrances are not recognized on the cash basis budget and appropriations lapse at year end.

Formal and legal budgetary control is based upon ten major classes of expenditures known as functions, not by fund. These ten functions are: public safety and legal services, physical health and social services, mental health, county environment and education, roads and transportation, governmental services to residents, administration, non-program, debt service and capital projects. Function disbursements required to be budgeted include disbursements for the General Fund and the Special Revenue Funds. Although the budget document presents function disbursements by fund, the legal level of control is at the aggregated function level, not by fund. Legal budgetary control is also based upon the appropriation to each office or department. During the year, two budget amendments increased budgeted disbursements by \$515,769. The budget amendments are reflected in the final budgeted amounts.

In addition, annual budgets are similarly adopted in accordance with the Code of Iowa by the appropriate governing body as indicated: for the County Extension Office by the County Agricultural Extension Council, for the County Assessor by the County Conference Board, for the E-911 System by the Joint E-911 Service Board and for Emergency Management Services by the County Emergency Management Commission.

During the year ended June 30, 2017, disbursements exceeded the amount budgeted in the debt service function.

Audubon County

Schedule of the County's Proportionate Share of the Net Pension Liability

Iowa Public Employees' Retirement System
For the Last Three Years*
(In Thousands)

Required Supplementary Information

	2017	2016	2015
County's proportion of the net pension liability	0.030089%	0.028348%	0.026995%
County's proportionate share of the net pension liability	\$ 1,894	1,400	1,071
County's covered-employee payroll	\$ 2,492	2,384	2,295
County's proportionate share of the net pension liability as a percentage of its covered-employee payroll	76.00%	58.72%	46.67%
IPERS' net position as a percentage of the total pension liability	81.82%	85.19%	87.61%

* In accordance with GASB Statement No. 68, the amounts presented for each fiscal year were determined as of June 30 of the preceding fiscal year.

See accompanying independent auditor's report.

Audubon County

Schedule of County Contributions

Iowa Public Employees' Retirement System
For the Last Ten Years
(In Thousands)

Required Supplementary Information

	2017	2016	2015	2014
Statutorily required contribution	\$ 242	227	220	210
Contributions in relation to the statutorily required contribution	(242)	(227)	(220)	(210)
Contribution deficiency (excess)	\$ -	-	-	-
County's covered-employee payroll	\$ 2,650	2,492	2,384	2,295
Contributions as a percentage of covered-employee payroll	9.13%	9.11%	9.23%	9.15%

See accompanying independent auditor's report.

Audubon County

Notes to Required Supplementary Information – Pension Liability

Year ended June 30, 2017

Changes of benefit terms:

Legislation enacted in 2010 modified benefit terms for Regular members. The definition of final average salary changed from the highest three to the highest five years of covered wages. The vesting requirement changed from four years of service to seven years. The early retirement reduction increased from 3% per year measured from the member's first unreduced retirement age to a 6% reduction for each year of retirement before age 65.

Legislative action in 2008 transferred four groups – emergency medical service providers, county jailers, county attorney investigators, and National Guard installation security officers – from Regular membership to the protection occupation group for future service only.

Changes of assumptions:

The 2014 valuation implemented the following refinements as a result of a quadrennial experience study:

- Decreased the inflation assumption from 3.25% to 3.00%.
- Decreased the assumed rate of interest on member accounts from 4.00% to 3.75% per year.
- Adjusted male mortality rates for retirees in the Regular membership group.
- Reduced retirement rates for sheriffs and deputies between the ages of 55 and 64.
- Moved from an open 30-year amortization period to a closed 30-year amortization period for the UAL (unfunded actuarial liability) beginning June 30, 2014. Each year thereafter, changes in the UAL from plan experience will be amortized on a separate closed 20-year period.

The 2010 valuation implemented the following refinements as a result of a quadrennial experience study:

- Adjusted retiree mortality assumptions.
- Modified retirement rates to reflect fewer retirements.
- Lowered disability rates at most ages.
- Lowered employment termination rates.
- Generally increased the probability of terminating members receiving a deferred retirement benefit.
- Modified salary increase assumptions based on various service duration.

Audubon County

Schedule of Funding Progress for the
Retiree Health Plan
(In Thousands)

Required Supplementary Information

Year Ended June 30,	Actuarial Valuation Date	Actuarial Value of Assets (a)	Actuarial Accrued Liability (AAL) (b)	Unfunded AAL (UAAL) (b - a)	Funded Ratio (a/b)	Covered Payroll (c)	UAAL as a Percentage of Covered Payroll ((b-a)/c)
2010	July 1, 2009	-	\$ 218	218	0.0%	\$ 1,978	11.0%
2011	July 1, 2009	-	218	218	0.0	2,032	10.7
2012	July 1, 2009	-	218	218	0.0	1,769	12.3
2013	July 1, 2012	-	281	281	0.0	1,811	15.5
2014	July 1, 2012	-	281	281	0.0	1,774	15.8
2015	July 1, 2012	-	281	281	0.0	1,756	16.0
2016	July 1, 2015	-	296	296	0.0	2,464	12.0
2017	July 1, 2015	-	296	296	0.0	2,650	11.2

See Note 8 in the accompanying Notes to Financial Statements for the plan description, funding policy, annual OPEB cost, net OPEB obligation, funded status and funding progress.

See accompanying independent auditor's report.

Audubon County

Supplementary Information

Audubon County
Combining Balance Sheet
Nonmajor Governmental Funds

June 30, 2017

			Special
	Resource Enhancement and Protection	County Recorder's Records Management	Forfeiture
Assets			
Cash and pooled investments	\$ 34,324	1,979	33,316
Receivables:			
Succeeding year tax increment financing	-	-	-
Accrued interest	-	-	-
Total assets	\$ 34,324	1,979	33,316
Deferred Inflows of Resources and Fund Balances			
Deferred inflows of resources:			
Unavailable succeeding year tax increment financing	\$ -	-	-
Fund balances:			
Restricted for:			
Other purposes	34,324	1,979	33,316
Total deferred inflows of resources and fund balances	\$ 34,324	1,979	33,316

See accompanying independent auditor's report.

Revenue				
AAE Task Force	Equitable Sharing - Sheriff	Equitable Sharing - Attorney	Tax Increment Financing	Total
2,904	105,373	19,271	9,778	206,945
-	-	-	211,000	211,000
-	18	2	-	20
2,904	105,391	19,273	220,778	417,965
-	-	-	211,000	211,000
2,904	105,391	19,273	9,778	206,965
2,904	105,391	19,273	220,778	417,965

Audubon County

Combining Schedule of Revenues, Expenditures and
Changes in Fund Balances
Nonmajor Governmental Funds

Year ended June 30, 2017

			Special
	Resource Enhancement and Protection	County Recorder's Records Management	Forfeiture
Revenues:			
Tax increment financing	\$ -	-	-
Intergovernmental	11,680	-	-
Charges for service	-	1,147	-
Use of money and property	17	-	-
Miscellaneous	-	-	-
Total revenues	11,697	1,147	-
Expenditures:			
Operating:			
County environment and education	4,839	-	-
Governmental services to residents	-	2,000	-
Debt service	-	-	-
Total expenditures	4,839	2,000	-
Excess (deficiency) of revenues over (under) expenditures	6,858	(853)	-
Other financing uses:			
Transfers in	-	-	-
Change in fund balances	6,858	(853)	-
Fund balances beginning of year	27,466	2,832	33,316
Fund balances end of year	\$ 34,324	1,979	33,316

See accompanying independent auditor's report.

Revenue				
AAE Task Force	Equitable Sharing - Sheriff	Equitable Sharing - Attorney	Tax Increment Financing	Total
-	-	-	145,762	145,762
-	-	-	10,370	22,050
-	-	-	-	1,147
-	184	15	-	216
1,220	-	-	-	1,220
1,220	184	15	156,132	170,395
-	-	-	55,674	60,513
-	-	-	-	2,000
-	-	-	101,222	101,222
-	-	-	156,896	163,735
1,220	184	15	(764)	6,660
-	-	-	10,045	10,045
1,220	184	15	9,281	16,705
1,684	105,207	19,258	497	190,260
2,904	105,391	19,273	9,778	206,965

Audubon County
Combining Schedule of Fiduciary Assets and Liabilities
Agency Funds

June 30, 2017

	County Offices	Agricultural Extension Education	County Assessor	County Hospital	Schools
Assets					
Cash and pooled investments:					
County Treasurer	\$ 10,032	1,013	60,264	8,276	39,109
Receivables:					
Property tax:					
Delinquent	-	71	142	577	2,578
Succeeding year	-	118,000	244,000	985,000	4,702,000
Accounts	-	-	-	-	-
Accrued interest	-	-	-	-	-
Special assessments	-	-	-	-	-
Due from other governments	-	-	-	-	-
Prepaid expenses	-	-	7,970	-	-
Total assets	\$ 10,032	119,084	312,376	993,853	4,743,687
Liabilities					
Accounts payable	\$ -	-	674	-	-
Due to other governments	8,890	119,084	299,442	993,853	4,743,687
Trusts payable	1,142	-	-	-	-
Compensated absences	-	-	12,260	-	-
Total liabilities	\$ 10,032	119,084	312,376	993,853	4,743,687

See accompanying independent auditor's report.

Community Colleges	Corporations	Townships	Auto License and Use Tax	Other	Total
2,671	23,990	1,482	175,192	453,570	775,599
179	3,012	29	-	1	6,589
285,000	1,317,000	218,000	-	1,000	7,870,000
-	-	-	-	4,551	4,551
-	-	-	-	141	141
-	-	-	-	1,886	1,886
-	-	-	-	26,720	26,720
-	-	-	-	-	7,970
287,850	1,344,002	219,511	175,192	487,869	8,693,456
-	-	-	-	852	1,526
287,850	1,344,002	219,511	175,192	462,838	8,654,349
-	-	-	-	24,179	25,321
-	-	-	-	-	12,260
287,850	1,344,002	219,511	175,192	487,869	8,693,456

Audubon County

Combining Schedule of Changes in Fiduciary Assets and Liabilities
Agency Funds

Year ended June 30, 2017

	County Offices	Agricultural Extension Education	County Assessor	County Hospital	Schools
Assets and Liabilities					
Balances beginning of year	\$ 13,375	113,058	288,758	922,457	4,364,097
Additions:					
Property and other county tax	-	111,438	231,113	932,091	4,448,716
E-911 surcharge	-	-	-	-	-
State tax credits	-	7,731	15,553	63,139	301,560
Office fees and collections	156,150	-	-	-	-
Auto licenses, use tax and postage	-	-	-	-	-
Assessments	-	-	-	-	-
Trusts	42,094	-	-	-	-
Miscellaneous	-	-	973	-	-
Total additions	198,244	119,169	247,639	995,230	4,750,276
Deductions:					
Agency remittances:					
To other funds	81,361	-	-	-	-
To other governments	75,950	113,143	224,021	923,834	4,370,686
Trusts paid out	44,276	-	-	-	-
	201,587	113,143	224,021	923,834	4,370,686
Balances end of year	\$ 10,032	119,084	312,376	993,853	4,743,687

See accompanying independent auditor's report.

Community Colleges	Corporations	Townships	Auto License and Use Tax	Other	Total
296,504	1,394,957	293,640	147,692	455,731	8,290,269
267,822	1,119,069	111,679	-	1,160	7,223,088
-	-	-	-	30,138	30,138
20,259	247,196	9,726	-	85	665,249
-	-	-	-	-	156,150
-	-	-	2,331,282	-	2,331,282
-	-	-	-	8,069	8,069
-	-	-	-	42,331	84,425
-	-	-	-	145,396	146,369
288,081	1,366,265	121,405	2,331,282	227,179	10,644,770
-	-	-	82,095	-	163,456
296,735	1,417,220	195,534	2,221,687	117,475	9,956,285
-	-	-	-	77,566	121,842
296,735	1,417,220	195,534	2,303,782	195,041	10,241,583
287,850	1,344,002	219,511	175,192	487,869	8,693,456

Audubon County

Schedule of Revenues By Source and Expenditures By Function –
All Governmental Funds

For the Last Ten Years

	2017	2016	2015	2014
Revenues:				
Property and other county tax	\$ 3,730,942	3,527,666	3,485,797	3,558,722
Tax increment financing	145,762	62,342	29,838	51,049
Local option sales tax	279,922	271,219	257,299	264,025
Interest and penalty on property tax	22,188	2,471	25,509	23,612
Intergovernmental	3,670,689	4,153,940	3,392,261	3,095,806
Licenses and permits	18,149	18,059	20,981	12,950
Charges for service	257,485	275,371	243,060	219,127
Use of money and property	42,379	39,961	40,578	26,474
Miscellaneous	53,374	161,662	89,954	45,791
Total	<u>\$ 8,220,890</u>	<u>8,512,691</u>	<u>7,585,277</u>	<u>7,297,556</u>
Expenditures:				
Operating:				
Public safety and legal services	\$ 1,211,549	1,224,285	1,247,374	1,118,953
Physical health and social services	575,084	585,452	557,236	514,634
Mental health	190,073	121,160	123,209	67,910
County environment and education	564,937	803,029	418,009	456,250
Roads and transportation	5,302,504	4,859,086	3,695,082	3,352,445
Governmental services to residents	337,918	314,193	282,009	271,696
Administration	758,697	669,661	649,867	623,242
Debt service	220,295	58,714	66,203	108,757
Capital projects	965,179	2,268,816	410,345	26,701
Total	<u>\$ 10,126,236</u>	<u>10,904,396</u>	<u>7,449,334</u>	<u>6,540,588</u>

See accompanying independent auditor's report.

Modified Accrual Basis					
2013	2012	2011	2010	2009	2008
3,846,211	3,476,195	3,301,560	3,260,256	3,165,443	3,339,314
-	-	-	-	-	-
268,687	242,276	290,899	205,436	252,399	364,263
20,974	24,799	29,155	23,401	18,757	20,466
2,996,795	2,998,188	3,851,963	3,317,115	3,042,035	3,546,225
17,329	25,264	18,893	13,324	9,430	7,863
243,770	245,291	259,249	226,123	243,189	218,088
29,102	45,219	43,003	64,827	66,821	176,424
129,890	171,682	73,608	122,386	93,200	302,894
7,552,758	7,228,914	7,868,330	7,232,868	6,891,274	7,975,537
1,055,931	1,048,453	1,047,406	1,020,955	980,359	894,634
488,418	560,091	570,098	586,559	563,834	544,721
155,940	1,039,242	796,462	658,737	879,184	917,687
451,977	451,191	1,249,182	560,321	458,616	922,345
3,550,745	3,341,539	2,904,858	2,718,188	2,923,000	3,131,863
314,132	318,730	304,034	299,890	306,424	263,128
650,937	696,884	666,107	716,681	644,180	616,972
151,401	129,573	132,895	171,571	161,098	411,481
399,279	333,161	36,347	60,925	440,636	338,024
7,218,760	7,918,864	7,707,389	6,793,827	7,357,331	8,040,855

Audubon County



**OFFICE OF AUDITOR OF STATE
STATE OF IOWA**

Mary Mosiman, CPA
Auditor of State

State Capitol Building
Des Moines, Iowa 50319-0004

Telephone (515) 281-5834 Facsimile (515) 242-6134

**Independent Auditor's Report on Internal Control
over Financial Reporting and on Compliance and Other Matters
Based on an Audit of Financial Statements Performed in Accordance with
Government Auditing Standards**

To the Officials of Audubon County:

We have audited in accordance with U.S. generally accepted auditing standards and the standards applicable to financial audits contained in Government Auditing Standards, issued by the Comptroller General of the United States, the financial statements of the governmental activities, each major fund and the aggregate remaining fund information of Audubon County, Iowa, as of and for the year ended June 30, 2017, and the related Notes to Financial Statements, which collectively comprise the County's basic financial statements, and have issued our report thereon dated March 9, 2018.

Internal Control Over Financial Reporting

In planning and performing our audit of the financial statements, we considered Audubon County's internal control over financial reporting to determine the audit procedures appropriate in the circumstances for the purpose of expressing our opinions on the financial statements, but not for the purpose of expressing an opinion on the effectiveness of Audubon County's internal control. Accordingly, we do not express an opinion on the effectiveness of Audubon County's internal control.

A deficiency in internal control exists when the design or operation of a control does not allow management or employees, in the normal course of performing their assigned functions, to prevent or detect and correct misstatements on a timely basis. A material weakness is a deficiency, or a combination of deficiencies, in internal control such that there is a reasonable possibility a material misstatement of the County's financial statements will not be prevented or detected and corrected on a timely basis. A significant deficiency is a deficiency, or a combination of deficiencies, in internal control that is less severe than a material weakness, yet important enough to merit attention by those charged with governance.

Our consideration of internal control was for the limited purpose described in the first paragraph of this section and was not designed to identify all deficiencies in internal control that might be material weaknesses or significant deficiencies and, therefore, material weaknesses or significant deficiencies may exist that have not been identified. We consider the deficiencies described in the accompanying Schedule of Findings as items (A) and (B) to be material weaknesses.

Compliance and Other Matters

As part of obtaining reasonable assurance about whether Audubon County's financial statements are free of material misstatement, we performed tests of its compliance with certain provisions of laws, regulations, contracts and grant agreements, non-compliance with which could have a direct and material effect on the determination of financial statement amounts. However, providing an opinion on compliance with those provisions was not an objective of our audit and, accordingly, we do not express such an opinion. The results of our tests disclosed no instances of non-compliance or other matters that are required to be reported under Government Auditing Standards. However, we noted certain immaterial instances of non-compliance or other matters which are described in the accompanying Schedule of Findings.

Comments involving statutory and other legal matters about the County's operations for the year ended June 30, 2017 are based exclusively on knowledge obtained from procedures performed during our audit of the financial statements of the County. Since our audit was based on tests and samples, not all transactions that might have had an impact on the comments were necessarily audited. The comments involving statutory and other legal matters are not intended to constitute legal interpretations of those statutes.


Audubon County's Responses to the Findings

Audubon County's responses to the findings identified in our audit are described in the accompanying Schedule of Findings. Audubon County's responses were not subjected to the auditing procedures applied in the audit of the financial statements and, accordingly, we express no opinion on them.

Purpose of this Report

The purpose of this report is solely to describe the scope of our testing of internal control and compliance and the results of that testing and not to provide an opinion on the effectiveness of the County's internal control or on compliance. This report is an integral part of an audit performed in accordance with Government Auditing Standards in considering the County's internal control and compliance. Accordingly, this communication is not suitable for any other purpose.

We would like to acknowledge the many courtesies and assistance extended to us by personnel of Audubon County during the course of our audit. Should you have any questions concerning any of the above matters, we shall be pleased to discuss them with you at your convenience.


MARY MOSIMAN, CPA
Auditor of State

March 9, 2018

Audubon County

Schedule of Findings

Year ended June 30, 2017

Findings Related to the Financial Statements:

INTERNAL CONTROL DEFICIENCIES:

(A) Segregation of Duties

Criteria – Management is responsible for establishing and maintaining internal control. A good system of internal control provides for adequate segregation of duties so no one individual handles a transaction from its inception to completion. In order to maintain proper internal control, duties should be segregated so the authorization, custody and recording of transactions are not under the control of the same employee. This segregation of duties helps prevent losses from employee error or dishonesty and maximizes the accuracy of the County's financial statements.

Condition – Generally, one or two individuals in the offices identified may have control over the following areas for which no compensating controls exist:

	Applicable Offices
(1) Incoming mail is not opened by an employee who is not authorized to make entries to the accounting records. A listing of cash and checks received is not prepared.	County Recorder and County Engineer
(2) Bank reconciliations are not prepared by someone who doesn't sign checks, handle or record cash.	County Recorder and County Treasurer
(3) Responsibilities for collection, deposit preparation and reconciliation functions are not segregated from those for recording and accounting for cash.	County Recorder, County Engineer and County Treasurer
(4) The person who signs checks is not independent of the person preparing the checks, approving disbursements, recording cash disbursements and handling cash.	County Recorder
(5) One individual has custody of the petty cash fund and is also responsible for voucher approval, fund replenishment and for depositing, recording and reconciling cash receipts.	County Treasurer
(6) Investments – investing, custody and accounting.	County Treasurer

Cause – The County offices noted above have a limited number of employees and procedures have not been designed to adequately segregate duties or provide compensating controls through additional oversight of transactions and processes.

Audubon County

Schedule of Findings

Year ended June 30, 2017

Effect – Inadequate segregation of duties could adversely affect the County’s ability to prevent or detect and correct misstatements, errors or misappropriation on a timely basis by employees in the normal course of performing their assigned functions.

Recommendation – Each official should review the control activities of their office to obtain the maximum internal control possible under the circumstances. The official should utilize current personnel, including elected officials, to provide additional control through review of financial transactions, reconciliations and reports.

Responses –

County Treasurer – The Treasurer opens the mail and employees receipt in the transactions. With only three in the office, it is hard to not handle money during the day if you are balancing at the end of the day or month.

County Engineer – With only having the Engineer and Office Manager, the Engineer will perform the segregated functions and will review transactions to the best of my ability. With only two employees in the front office, we are always in and out of the office. We have hired a project inspector who could be trained on performing some of these functions.

County Recorder – With only the Recorder and Deputy in the office, it is not possible to segregate duties. As Recorder, I oversee everything my Deputy does.

Conclusions – Responses acknowledged. Each official should review the control activities of their office to obtain the maximum internal control possible under the circumstances.

(B) Financial Reporting

Criteria – A deficiency in internal control over financial reporting exists when the design or operation of a control does not allow management or employees, in the normal course of performing their assigned functions, to prevent, or detect and correct, misstatements of the financial statements on a timely basis. Properly designed policies and procedures and implementation of the policies and procedures are an integral part of ensuring the reliability and accuracy of the County’s financial statements.

Condition – A material prior period misstatement was identified in County infrastructure construction in progress. Note 18 to the financial statements describes the prior period adjustment.

Cause – The County Engineer does not have procedures to review accounts payable for construction in progress transactions to ensure the County’s financial statements are accurate and reliable.

Effect – Lack of policies and procedures resulted in County employees not detecting the errors in the normal course of performing their assigned functions. As a result, a material restatement to the County’s financial statements was necessary.

Audubon County

Schedule of Findings

Year ended June 30, 2017

Recommendation – The County Engineer should establish procedures to ensure all County infrastructure additions are identified and properly reported in the County’s financial statements.

Response – We have improved our process and do currently have another person in the office to review these reports and hope this will prevent this from happening in the future. In addition, the new version of the software is more user friendly so we hope that will also help.

Conclusion – Response accepted.

INSTANCES OF NON-COMPLIANCE:

No matters were noted.

Audubon County
Schedule of Findings
Year ended June 30, 2017

Other Findings Related to Required Statutory Reporting:

- (1) Certified Budget – Disbursements during the year ended June 30, 2017 exceeded the amount budgeted in the debt service function.

Recommendation – The budget should have been amended in accordance with Chapter 331.435 of the Code of Iowa before disbursements were allowed to exceed the budget.

Response – We did amend the debt service budget line for fiscal year 2017. We estimated what the interest would be to pay on the loan. This amount was more than we estimated.

Conclusion – Response accepted.

- (2) Questionable Expenditures – No expenditures we believe may not meet the requirements of public purpose as defined in an Attorney General's opinion dated April 25, 1979 were noted.
- (3) Travel Expense – No expenditures of County money for travel expenses of spouses of County officials or employees were noted.
- (4) Business Transactions – Business transactions between the County and County officials or employees are detailed as follows:

Name, Title and Business Connection	Transaction Description	Amount
Randall Nelsen, brother of Supervisor Todd M. Nelsen, owner of City Service and Parts and City Service-Exhaust Pros	Parts and installation	\$ 6,447
Jerry Riesgaard, brother of Veteran's Affairs Director Gary Riesgaard and cousin of Supervisor Todd M. Nelsen, owner of Reisgaard Farm Supply	Supplies	426
Dave Witt, brother of Chris Hemmingsen, Office Manager in Secondary Roads department, Owner of Ace Hardware	Various parts and supplies - Secondary Roads department Other County departments	4,309 7,932
Vicky Sorensen, wife of Larry Sorenson, Road Side Secondary Roads Foreman, sister owns Options Ink	Signage for Secondary Roads	152

In accordance with Chapter 331.342(2)(j) of the Code of Iowa, the transactions with Reisgaard Farm Supply and Options Ink do not appear to represent conflicts of interest since the total transaction with each individual were less than \$1,500 during the fiscal year. The County Attorney's Office was previously consulted and opined the transactions with City Service and Parts and City Service – Exhaust Pros do not constitute a conflict of interest since Todd M. Nelsen has no interest, direct or indirect, in the business of his brother and he did not arrange the contracts.

In accordance with Chapter 331.342(2)(d) of the Code of Iowa, the transactions with Ace Hardware for the Secondary Roads department and other County departments do not appear to represent a conflict of interest since the Secondary Roads Office Manager's remuneration of employment is not directly affected as a result of the transactions and her duties do not directly involve procurement of the parts and supplies.

Audubon County

Schedule of Findings

Year ended June 30, 2017

- (5) Bond Coverage – Surety bond coverage of County officials and employees is in accordance with statutory provisions. The amount of coverage should be reviewed annually to ensure the coverage is adequate for current operations.
- (6) Board Minutes – No transactions were found that we believe should have been approved in the Board minutes but were not.
- (7) Deposits and Investments – No instances of non-compliance with the deposit and investment provisions of Chapters 12B and 12C of the Code of Iowa and the County's investment policy were noted.
- (8) Resource Enhancement and Protection Certification – The County properly dedicated property tax revenue to conservation purposes as required by Chapter 455A.19(1)(b) of the Code of Iowa in order to receive the additional REAP funds allocated in accordance with subsections (b)(2) and (b)(3).
- (9) County Extension Office – The County Extension Office is operated under the authority of Chapter 176A of the Code of Iowa and serves as an agency of the State of Iowa. This fund is administered by an Extension Council separate and distinct from County operations and, consequently, is not included in Exhibits A or B.

Disbursements during the year ended June 30, 2017 for the County Extension Office did not exceed the amount budgeted.


- (10) Annual Urban Renewal Report – The Annual Urban Renewal Report was properly approved and certified to the Iowa Department of Management on or before December 1 and no exceptions were noted.

Audubon County

Staff

This audit was performed by:

Donna F. Kruger, CPA, Manager
Nicole L. Roethlisberger, Senior Auditor
Cole L. Hocker, CPA, Staff Auditor
Ian N. Judson, Staff Auditor
Andy J. Salwolke, Assistant Auditor
Mitch M. Kirby, Assistant Auditor
Cody L. Mathews, Assistant Auditor

A handwritten signature in black ink, reading "Andrew E. Nielsen". The signature is fluid and cursive, with the first name "Andrew" and last name "Nielsen" clearly legible.

Andrew E. Nielsen, CPA
Deputy Auditor of State