

Region 15

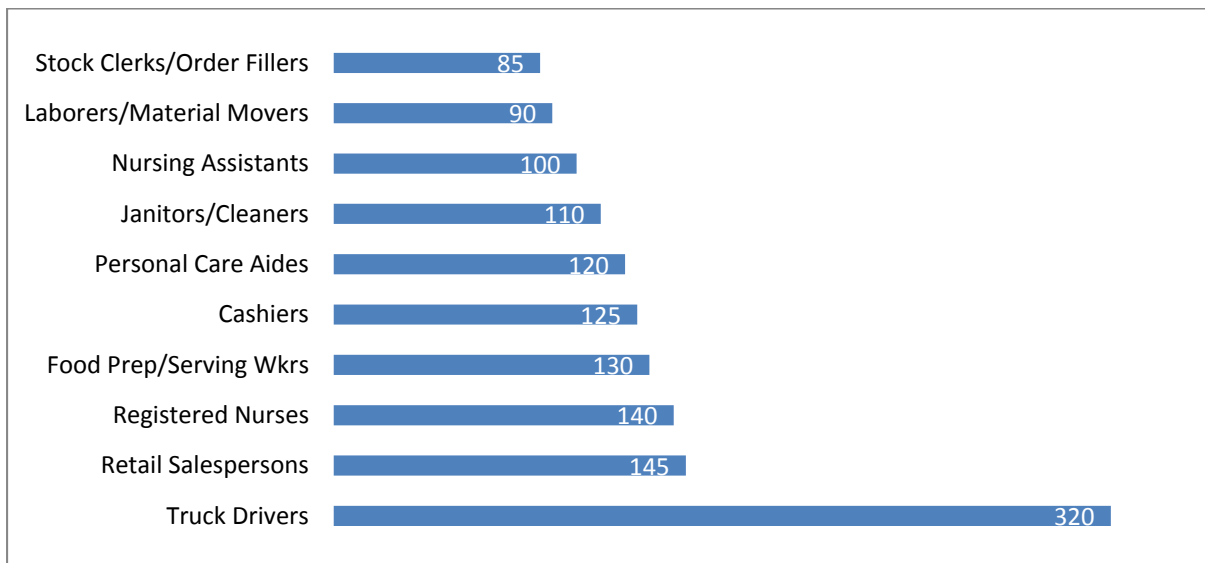
2014-2024 Occupational Projections Summary

Region 15’s occupational employment is expected to increase by 6.3% from 2014 to 2024 (or 0.6% annually). Job growth will vary across major occupational groups depending on the industry. Service-providing occupations are generally expected to outperform goods-producing occupations. This is reflected in both employment change and growth rates.

Major occupational groups expected to grow faster than the regional annual average are Business/Financial (0.2%); Computer/Mathematical (1.3%); Community and Social Service (1.3%); Education (0.8%); Healthcare Practitioner (1.2%); Healthcare Support (1.2%); Protective Service (0.7%); Food Prep/Serving (0.7%); Building/Grounds Cleaning and Maintenance (.8%); Personal Care (1.3%); Sales (.7%); Construction (1.1%); Installation, Maintenance, and Repair (1.1%); and Transportation/Material Moving (1.1%). Growing less than the regional average are Management (.2%); Architecture/Engineering (.3%); Life, Physical, and Social Science (.5%); Office/Administrative (.2%); Farming, Fishing, and Forestry (-.3%) and Production (.3%) major occupational groups. Arts, Design, Entertainment, Sports, and Media grew at the regional average. A detailed look of 2014-2024 major occupational trends follows.

Region 15’s Occupations with the Largest Projected Job Growth, 2014-2024

Region 15’s top ten occupations expected to have the largest employment growth for 2014-2024 will account for 1,365 (or 33%) of the projected 4,185 new jobs. The major occupational groups of Healthcare; Sales, Food Prep/Serving; and Transportation/Material Moving will account for 1,050 (or 77%) of the 1,365 new jobs as shown below.



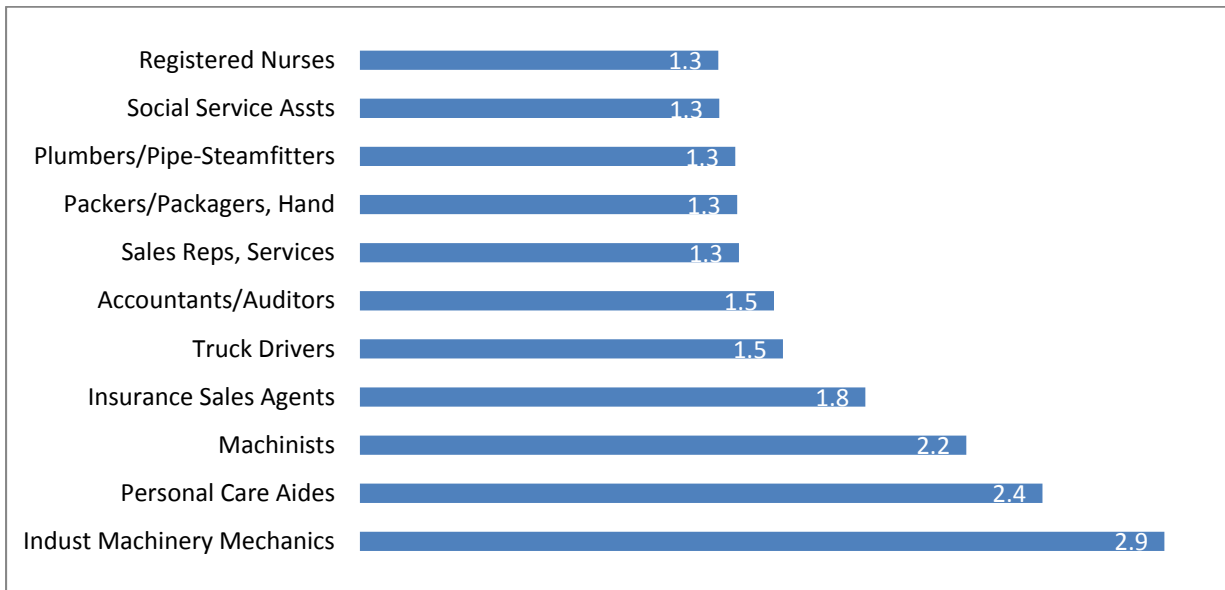
Region 15's Occupations with the Largest Projected Job Decline, 2014-2024

Region 15 expects Office/Administration; Agriculture; and Management to account for an employment decline of 175 jobs for 2014-2024. Bookkeeping/Accounting Clerks will derive 49% of the 445 jobs as shown below.

Occupation	# of Jobs
Bookkeeping, Accounting, and Auditing Clerks	-85
Farmers, Ranchers, and Other Agricultural Managers	-35
Managers, All Other	-25
Agricultural Workers, All Other	-20
Tellers	-5
Farmworkers, Farm, Ranch, and Aquacultural Animals	-5

Region 15's Fast Growing Occupations, 2014-2024

Region 15's top eleven occupations expected to have the largest percentage of employment growth for 2014-2024 are varied across several major occupational groups as shown below. In conjunction with strong growth, occupational employment levels are to be reviewed in determining the largest number of job openings.



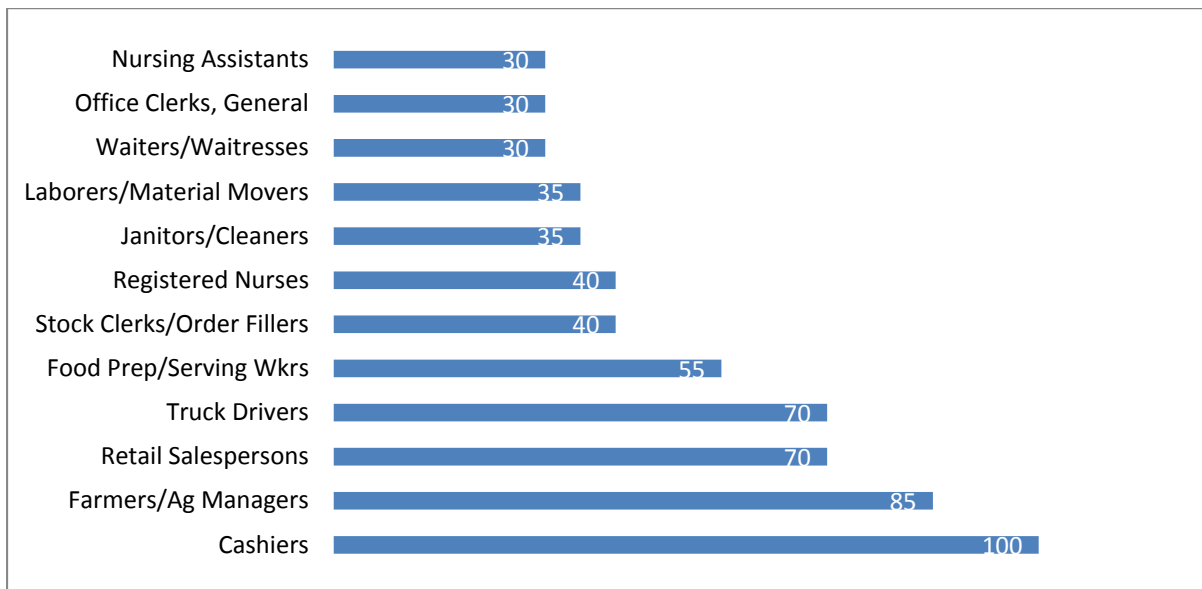
Region 15's Fast Declining Occupations, 2014-2024

Region 15 expects Bookkeeping/Accounting Clerks to have the largest percentage of employment decline for 2014-2024 as shown below. Employment costs, competition, technological change and other economic factors may contribute to deteriorating industry employment. While such occupations may be considered a source for employment, careful thought should be given to training time and costs.

Occupation	% Change
Bookkeeping, Accounting, and Auditing Clerks	-0.7
Agricultural Workers, All Other	-0.4
Managers, All Other	-0.3
Tellers	-0.2
Farmworkers, Farm, Ranch, and Aquacultural Animals	-0.1
Farmers, Ranchers, and Other Agricultural Managers	-0.1

Region 15's Occupations with the Most Annual Openings, 2014-2024

Region 15's top twelve occupations expected to have the most annual openings for 2014-2024 will account for 620 (or 31%) of the projected 1,995 openings. The major occupational groups of Management; Healthcare; Office/Administrative; Transportation/Material Moving; Sales; and Food Prep/Serving; will account for 585 (or 94%) of the 620 openings as shown below.



Source: Labor Market and Workforce Information Division, Iowa Workforce Development