

Region 8

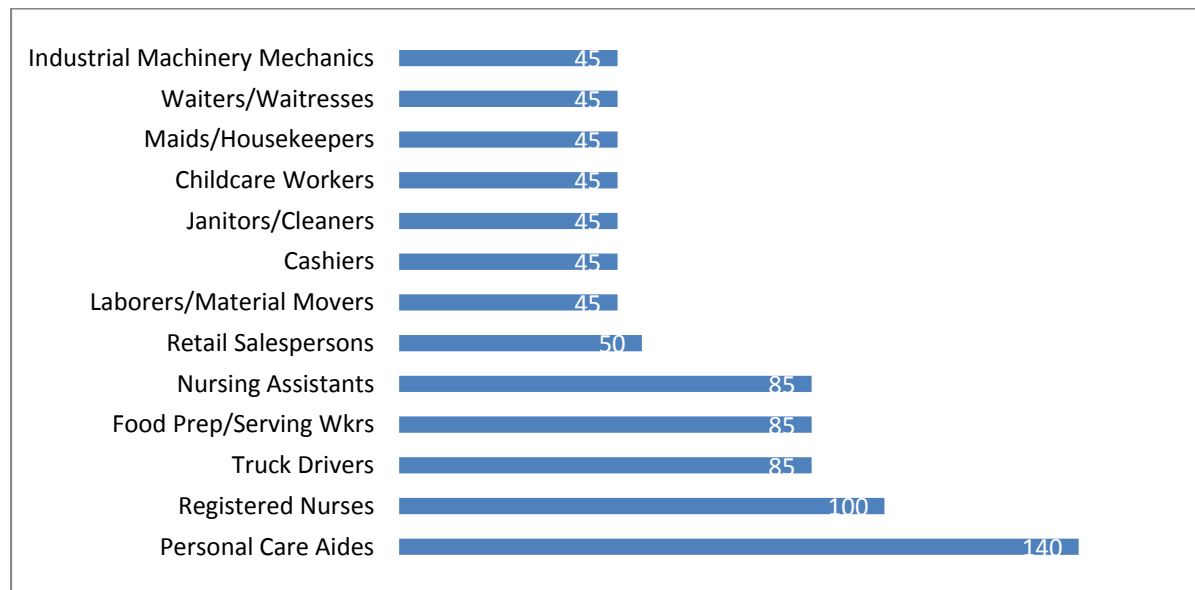
2014-2024 Occupational Projections Summary

Region 8’s occupational employment is expected to increase by 6.4% from 2014 to 2024 (or .6% annually). Job growth will vary across major occupational groups depending on the industry. Service-providing occupations are generally expected to outperform goods-producing occupations. This is reflected in both employment change and growth rates.

Major occupational groups expected to grow faster than the regional annual average are Business/Financial (.8%); Life, Physical, and Social Science (.7%); Community and Social Service (1.2%); Education (.7%); Healthcare Practitioner (1.3%); Healthcare Support (1.3%); Food Prep/Serving (1.0%); Building/Grounds Cleaning and Maintenance (.9%); Personal Care (2.1%); and Sales (.7%). Growing less than the regional average include Management (.1%); Arts, Design, Entertainment, Sports, and Media (.4%); Office/Administrative (.3%); Farming, Fishing, and Forestry (-.3%); Production (.3%); and Transportation/Material Moving (.5%). Growing at the regional average are the Protective Service; Construction; and Installation, Maintenance, and Repair occupational groups. A detailed look of 2014-2024 major occupational trends follows.

Region 8’s Occupations with the Largest Projected Job Growth, 2014-2024

Region 8’s top thirteen occupations expected to have the largest employment growth for 2014-2024 will account for 860 (or 34%) of the projected 2,550 new jobs. The major occupational groups of Healthcare; Sales; Personal; Food Prep/Serving; and Transportation/Material Moving will account for 725 (or 84%) of the 725 new jobs as shown below.



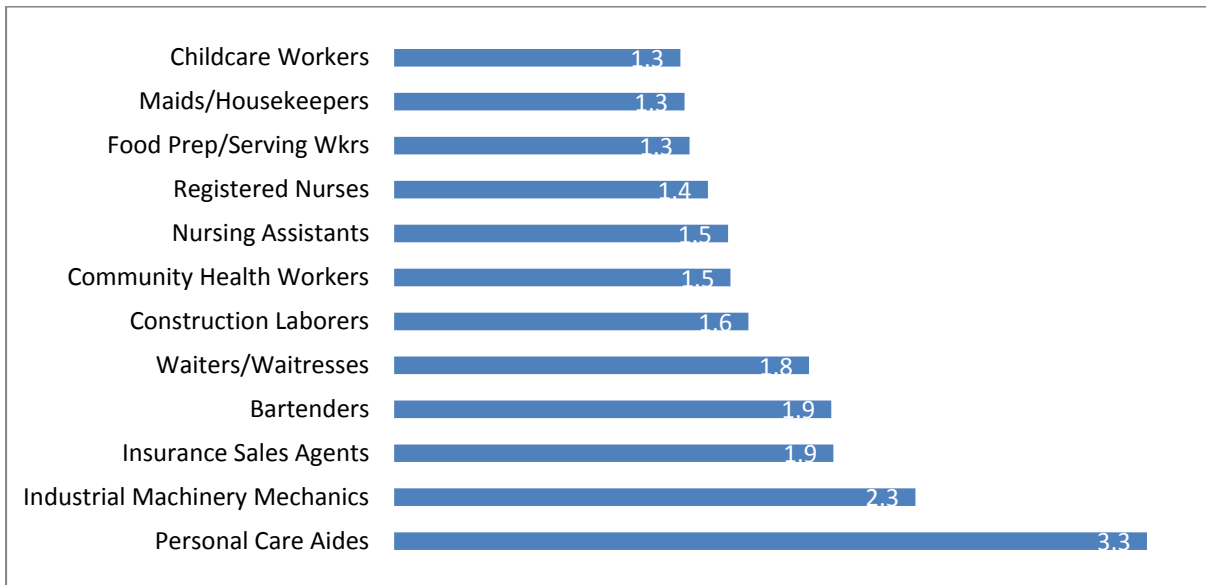
Region 8’s Occupations with the Largest Projected Job Decline, 2014-2024

Region 1 expects Farmers/Ag Managers and Managers, All Other to account for an employment decline of 60 jobs (or 86%) of the total for 2014-2024 as shown below.

Occupation	# of Jobs
Farmers/Ag Managers	-40
Managers, All Other	-20
Tellers	-10

Region 8’s Fast Growing Occupations, 2014-2024

Region 8’s top 10 occupations expected to have the largest percentage of employment growth for 2014-2024 are varied among many occupational groups as shown below. In conjunction with strong growth, occupational employment levels are to be reviewed in determining the largest number of job openings.’



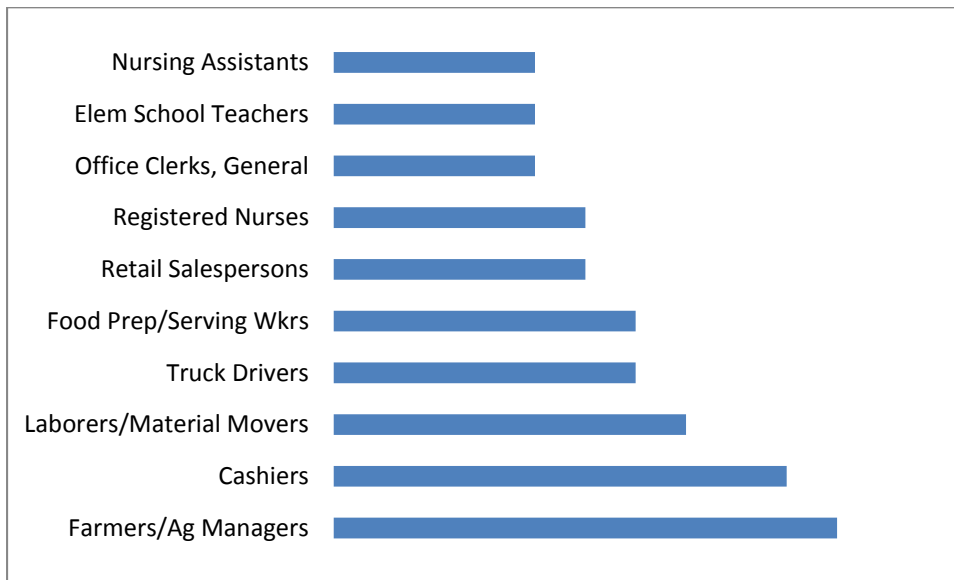
Region 8’s Fast Declining Occupations, 2014-2024

Region 8 expects the Management occupational group (Farmers/Ag Managers and Managers, All Other) to have the largest percentage of employment decline for 2014-2024 as shown below. Employment costs, competition, technological change and other economic factors may contribute to deteriorating industry employment. While such occupations may be considered a source for employment, careful thought should be given to training time and costs.

Occupation	% Change
Tellers	-0.4
Managers, All Other	-0.4
Farmers, Ranchers, and Other Agricultural Managers	-0.1

Region 8’s Occupations with the Most Annual Openings, 2014-2024

Region 8’s top ten occupations expected to have the most annual openings for 2014-2024 will account for 300 (or 26%) of the projected 1,175 openings. The major occupational groups of Management; Healthcare; Sales; and Transportation/Material Moving will account for 230 (or 77%) of the 300 openings as shown below.



Source: Labor Market and Workforce Information Division, Iowa Workforce Development