

Region 7

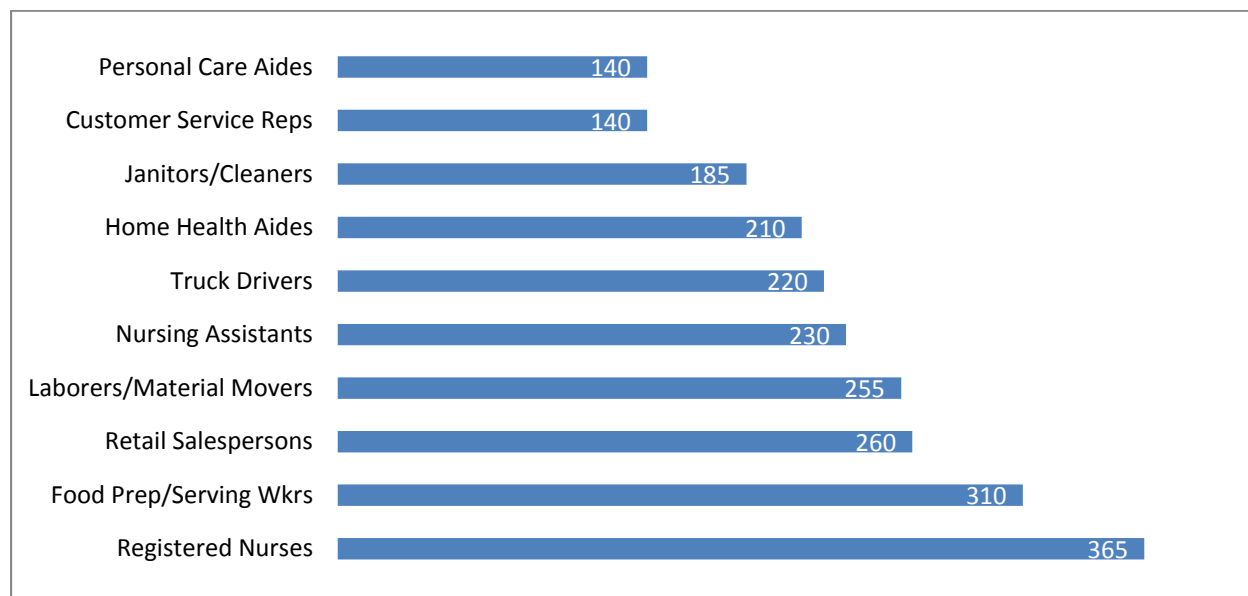
2014-2024 Occupational Projections Summary

Region 7's occupational employment is expected to increase by 7.3% from 2014 to 2024 (or .7% annually). Job growth will vary across major occupational groups depending on the industry. Service-providing occupations are generally expected to outperform goods-producing occupations. This is reflected in both employment change and growth rates.

Major occupational groups expected to grow faster than the regional annual average are Business/Financial (1.0%); Computer/Mathematical (1.6%); Life, Physical, and Social Science (1.1%); Community and Social Service (1.4%); Legal (.9%); Education (.9%); Healthcare Practitioner (1.5%); Healthcare Support (1.9%); Building/Grounds Cleaning and Maintenance (.9%); Personal Care (1.3%); Construction (1.2%); Installation, Maintenance, and Repair (1.0%); and Transportation/Material Moving (.9%). Growing less than the regional average include Management (.4%); Architecture/Engineering (.1%); Arts, Design, Entertainment, Sports, and Media (.5%); Protective Service (.6%); Office/Administrative (.4%); Farming, Fishing, and Forestry (.1%); and Production (.1%) major occupational groups. Food Prep/Serving and Sales occupational groups are growing at the regional average. A detailed look of 2014-2024 major occupational trends follows.

Region 7's Occupations with the Largest Projected Job Growth, 2014-2024

Region 7's top ten occupations expected to have the largest employment growth for 2014-2024 will account for 2,315 (or 27%) of the projected 8,535 new jobs. The major occupational groups of Healthcare; Food Prep/Serving; Sales; and Transportation/Material Moving will account for 1,850 (or 80%) of the 2,315 new jobs as shown below.



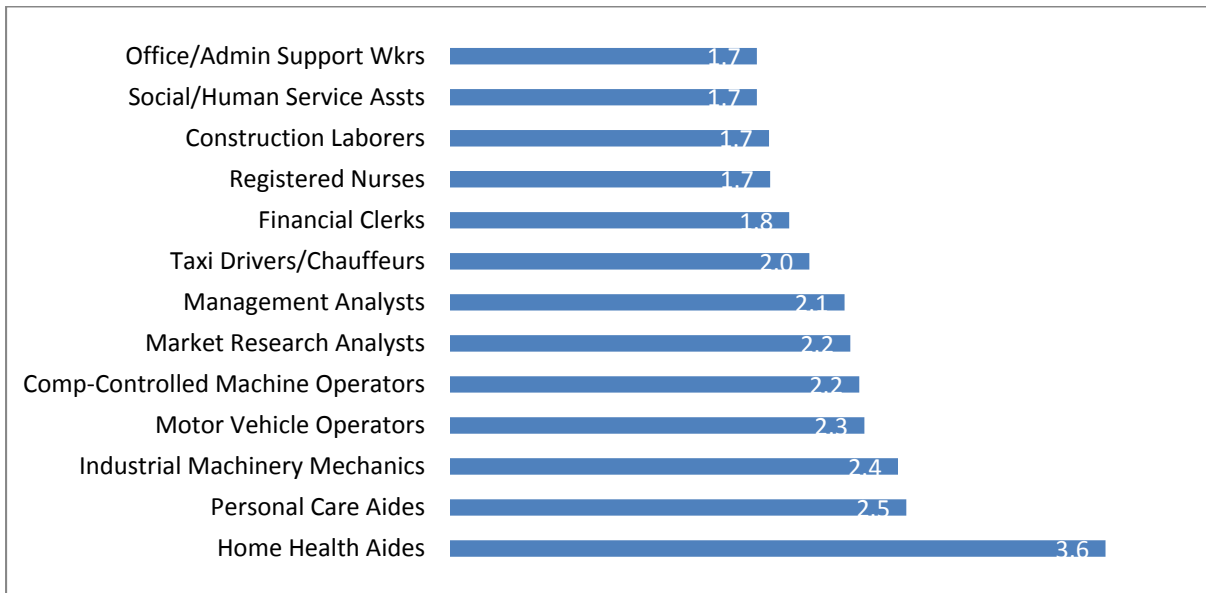
Region 7's Occupations with the Largest Projected Job Decline, 2014-2024

Region 1 expects several occupations from many occupational groups to account for an employment decline of 395 jobs for 2014-2024. The Office/Administrative, Food Prep/Serving, and Production occupations will account for 380 (or 96%) of the 395 jobs as shown below.

Occupation	# of Jobs
Bookkeeping/Accounting Clerks	-110
Cooks, Fast Food	-90
Team Assemblers	-70
Helpers--Production Workers	-45
Tellers	-30
Bill and Account Collectors	-25
Production Workers, All Other	-10
Managers, All Other	-5
Mechanical Engineers	-5
Agricultural Workers, All Other	-5

Region 7's Fast Growing Occupations, 2014-2024

Region 7's top 10 occupations expected to have the largest percentage of employment growth for 2014-2024 are varied and can be found many major occupational groups as shown below. In conjunction with strong growth, occupational employment levels are to be reviewed in determining the largest number of job openings.



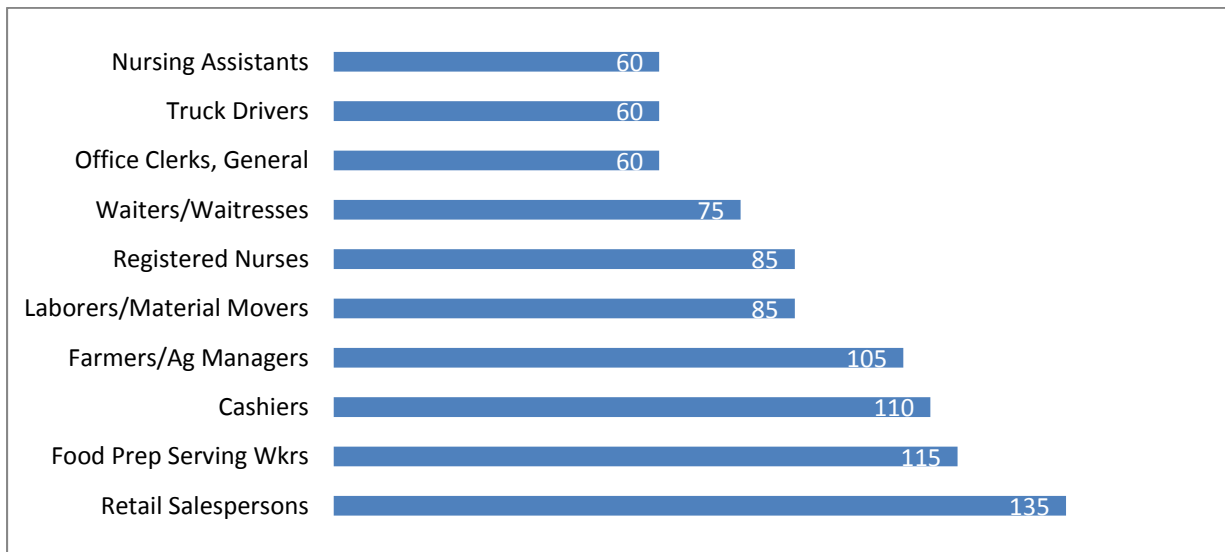
Region 7's Fast Declining Occupations, 2014-2024

Region 1 expects the Cooks, Fast Food occupation to have the largest percentage of employment decline for 2014-2024 as shown below. Employment costs, competition, technological change and other economic factors may contribute to deteriorating industry employment. While such occupations may be considered a source for employment, careful thought should be given to training time and costs.

Occupation	% Change
Cooks, Fast Food	-1.5
Helpers--Production Workers	-0.8
Bookkeeping/Accounting Clerks	-0.6
Tellers	-0.6
Bill and Account Collectors	-0.5
Team Assemblers	-0.4
Agricultural Workers, All Other	-0.2
Production Workers, All Other	-0.1
Mechanical Engineers	-0.1
Managers, All Other	-0.1

Region 7's Occupations with the Most Annual Openings, 2014-2024

Region 7's top eleven occupations expected to have the most annual openings for 2014-2024 will account for 890 (or 24%) of the projected 3,690 openings. The major occupational groups of Sales; Food Prep/Serving; Management; Healthcare; and Transportation/Material Moving will account for 830 (or 93%) of the 890 openings as shown below.



Source: Labor Market and Workforce Information Division, Iowa Workforce Development