

Region 6

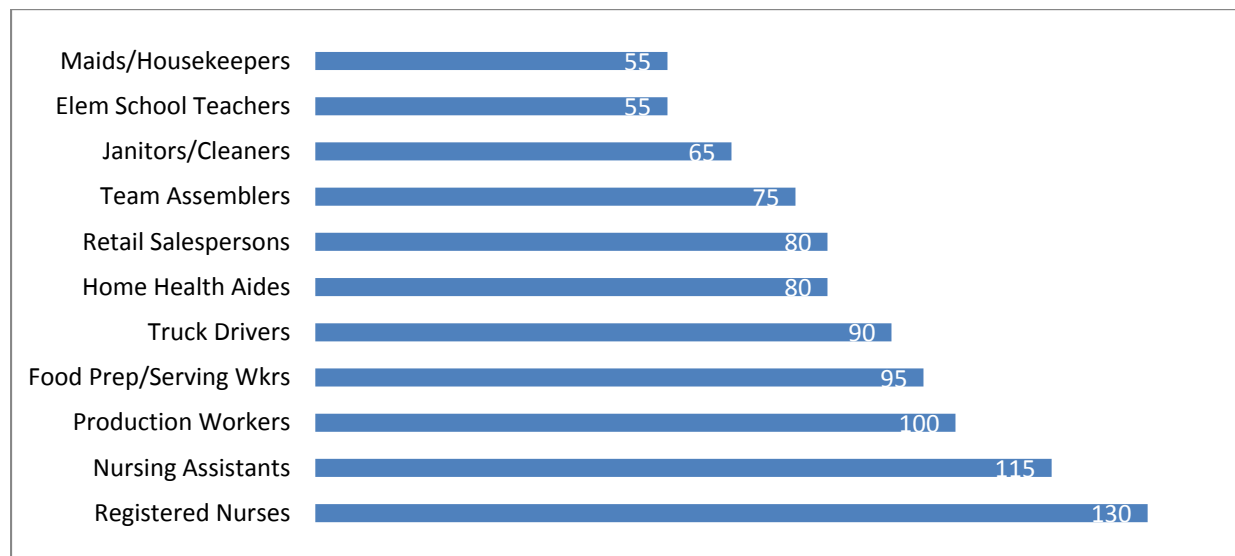
2014-2024 Occupational Projections Summary

Region 6’s occupational employment is expected to increase by 6.1% from 2014 to 2024 (or 0.6% annually). Job growth will vary across major occupational groups depending on the industry. Service-providing occupations are generally expected to outperform goods-producing occupations. This is reflected in both employment change and growth rates.

Major occupational groups expected to grow faster than the regional annual average are Computer/Mathematical (1.2%); Architecture/Engineering (.7%); Life, Physical, and Social Science (.8%); Community and Social Service (1.4%); Education (.8%); Healthcare Practitioner (1.5%); Healthcare Support (1.6%); Food Prep/Serving (.8%); Building/Grounds Cleaning and Maintenance (.7%); Personal Care (1.1%); Sales (.7%); Construction (.9%); Installation, Maintenance, and Repair (.9%); and Transportation/Material Moving (.7%). Growing less than the regional average are Management (.2%); Arts, Design, Entertainment, Sports, and Media (.5%); Office/Administrative (.1%); Farming, Fishing, and Forestry (-.5%); and Production (.4%) major occupational groups. Business/Financial and Protective Service occupational groups are growing at the regional average. A detailed look of 2014-2024 major occupational trends follows.

Region 6’s Occupations with the Largest Projected Job Growth, 2014-2024

Region 6’s top ten occupations expected to have the largest employment growth for 2014-2024 will account for 940 (or 31%) of the projected 3,035 new jobs. The major occupational groups of Healthcare; Food Prep/Serving; Production; Building/Grounds Maintenance and Transportation/Material Moving; will account for 805 (or 86%) of the 940 new jobs as shown below.



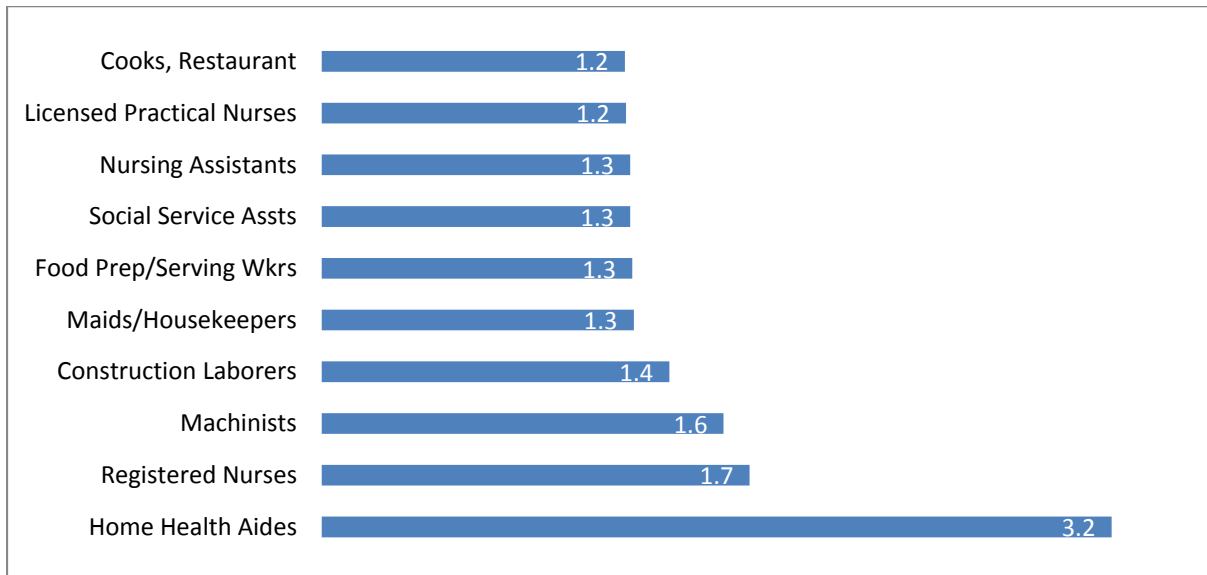
Region 6’s Occupations with the Largest Projected Job Decline, 2014-2024

Region 6 expects Managers, All Other and Tellers to account for all 25 (or 100%) of the jobs lost for 2014-2024 as shown below.

Occupation	# of Jobs
Managers, All Other	-20
Tellers	-5

Region 6’s Fast Growing Occupations, 2014-2024

Region 6’s top ten occupations expected to have the largest percentage of employment growth for 2014-2024 are primarily in the Healthcare and Food Prep/Serving major occupational groups as shown below. In conjunction with strong growth, occupational employment levels are to be reviewed in determining the largest number of job openings.



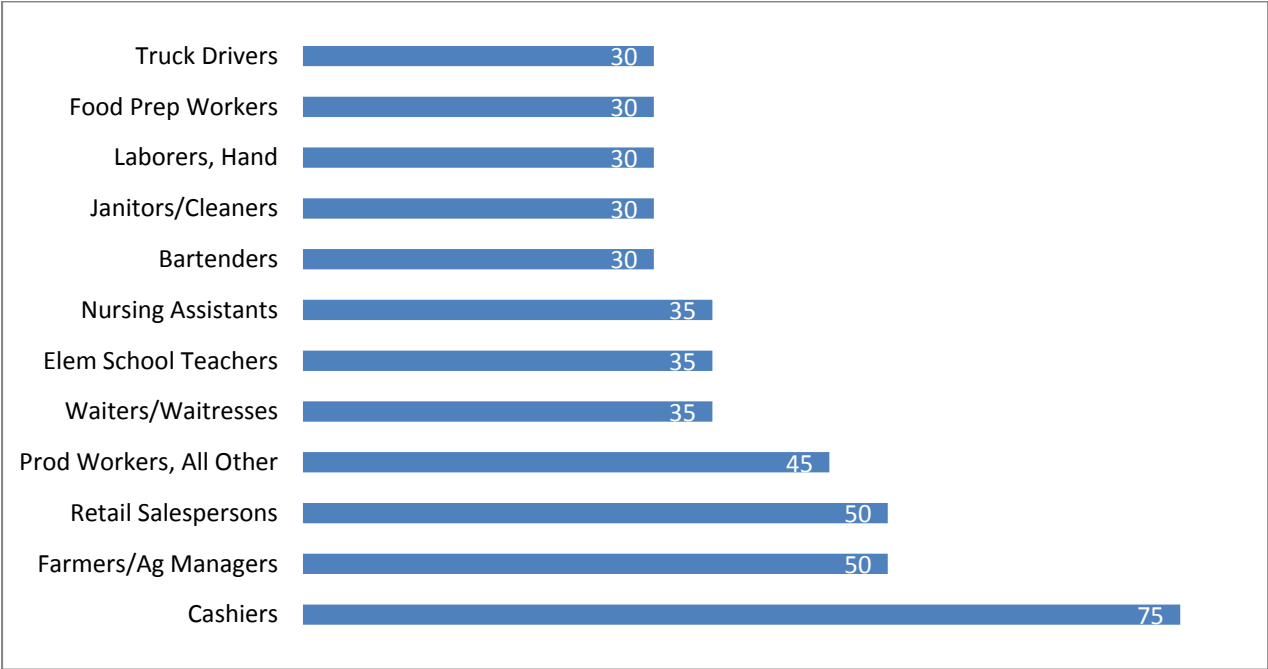
Region 6’s Fast Declining Occupations, 2014-2024

Region 6 expects the Management, All Other occupations to have the largest percentage of employment decline for 2014-2024 as shown below. Employment costs, competition, technological change and other economic factors may contribute to deteriorating industry employment. While such occupations may be considered a source for employment, careful thought should be given to training time and costs.

Occupation	% Change
Managers, All Other	-0.4
Tellers	-0.2

Region 6's Occupations with the Most Annual Openings, 2014-2024

Region 6's top ten occupations expected to have the most annual openings for 2014-2024 will account for 380 (or 26%) of the projected 1,470 openings. The major occupational groups of Management; Sales; Food Prep/Serving; Healthcare; and Production will account for 350 (or 92%) of the 380 openings as shown below.



Source: Labor Market and Workforce Information Division, Iowa Workforce Development