

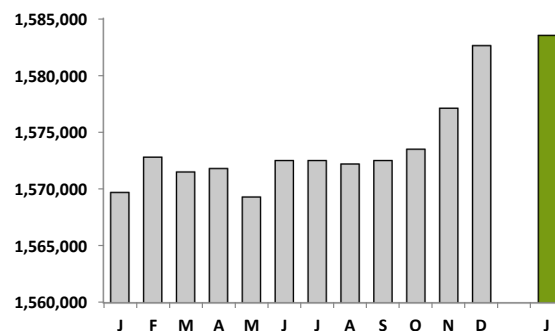
Status of the Iowa Workforce and Economy

Upcoming 2018 News Release Schedule

Reference Month	Statewide News Release	Local Area News Release
Jan	Mar 12	Mar 12
Feb	Mar 23	Mar 27
Mar	Apr 20	Apr 24
Apr	May 18	May 22
May	Jun 15	Jun 19
Jun	Jul 20	Jul 24
Jul	Aug 17	Aug 21
Aug	Sep 21	Sep 25
Sep	Oct 19	Oct 23
Oct	Nov 16	Nov 20
Nov	Dec 21	Dec 27
Dec	Jan 18	Jan 23

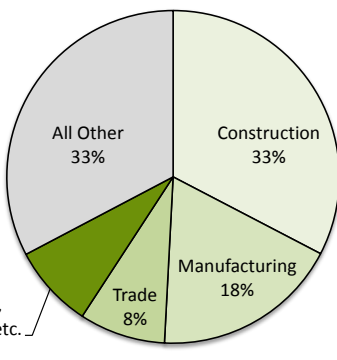
- Iowa's unemployment rate remained at 2.9 percent in January. The state's jobless rate was 3.4 percent one year ago.
- The state's unemployment level dropped to 48,300 in January from 49,300 in December.
- The U.S. unemployment rate was 4.1 percent in January for the fourth straight month.

Iowa Total Nonfarm Employment January 2017 - January 2018



- Total nonfarm employment added 900 jobs in January and has added jobs in five straight months.
- Manufacturing gained 1,300 jobs this month. Almost all the gain was in durable goods manufacturing.
- Other services added 800 jobs this month. This gain follows losses in November and December.
- Retail pared the most jobs this month (-1,400) after a disappointing holiday season. This sector is down 3,400 jobs versus last year.
- Manufacturing began adding jobs in February of last year and is now up 11,000 jobs annually. Total nonfarm employment combined is up 13,800 jobs.

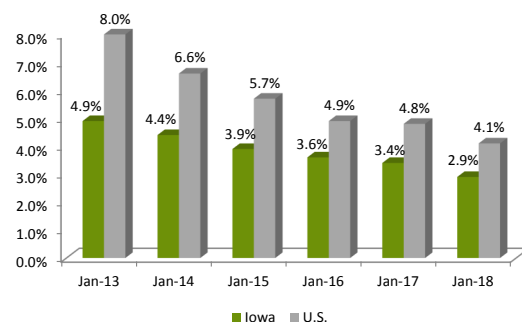
Regular UI Benefits by Industry January 2017 through December 2017



Source: Iowa Workforce Development

- Construction accounted for 33 percent of UI benefits paid during 2017. Manufacturing followed, accounting for 18 percent of benefits.
- Manufacturing's share of UI benefits decreased from 22 percent in 2016 to 18 percent in 2017.
- Production workers in Iowa's construction sector averaged \$850.98 per week in wages, down from \$1,092.70 in January of last year.
- Manufacturing workers averaged \$824.88 per week, up \$37.29 versus last year.
- U.S. total nonfarm payroll added 200,000 jobs in January.

Iowa and U.S. Unemployment Rates for January 2013 - 2018



Iowa Nonfarm Employment by Quarter

	Quarter	Average Employment	Percent Change from Prior Qtr
		2016	2017
2016	Qtr 1	1,570,100	0.4%
	Qtr 2	1,569,100	-0.1%
	Qtr 3	1,573,900	0.3%
	Qtr 4	1,571,700	-0.1%
2017	Qtr 1	1,571,300	0.0%
	Qtr 2	1,571,200	0.0%
	Qtr 3	1,572,400	0.1%
	Qtr 4	1,577,700	0.3%

Iowa Workforce Development

Information Prepared by the Labor Market Information Division

1000 East Grand Avenue
Des Moines, Iowa 50319-0209

Phone: 515-242-5862
Fax: 515-281-8203

Donna Burkett, Bureau Chief
Iowa Workforce Development