

HV  
9955  
.18  
L86  
1960

**THE CRIMES**

**OF THE**

**FABULOUS FIFTIES**

- IN THE UNITED STATES
- IN IOWA
- IN POLK COUNTY
- IN DES MOINES

**PREPARED FOR:**

The Joint Meeting of  
The Des Moines Exchange Club  
and  
The Greater Des Moines Chamber of Commerce  
February 12, 1960




**PREPARED BY:**

Walter A. Lunden

**IOWA STATE UNIVERSITY**  
of Science and Technology

Chairman, Governor's Committee on Penal Affairs for Iowa

# Average Yearly Commitments to And Releases From Correctional Institutions in Iowa - 1952 to 1957

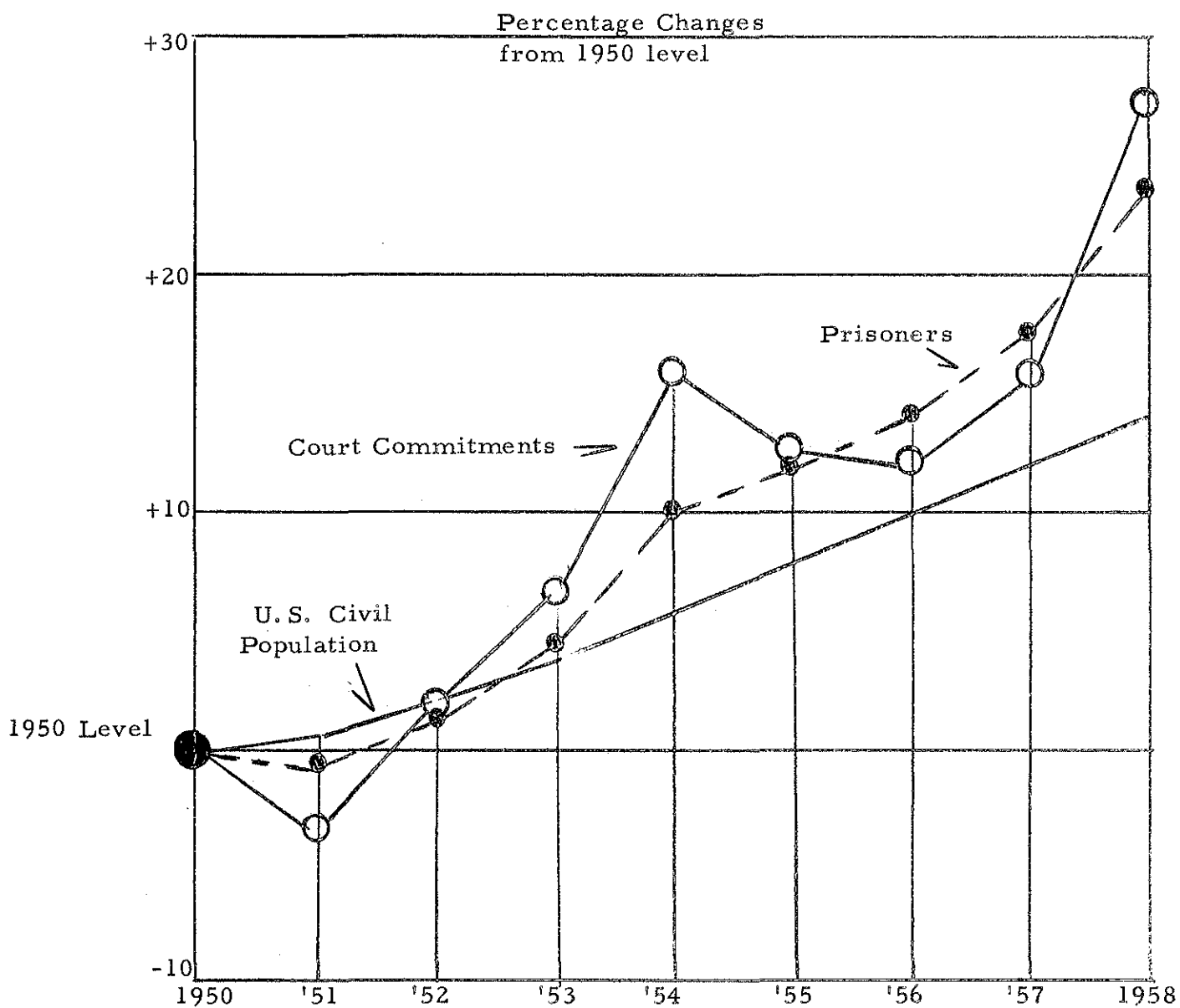


ESTIMATED NUMBER OF MAJOR CRIMES  
IN UNITED STATES, 1957-58\*

	1957	1958	Percent change
Murders	8,027	8,182	+1.9
Forcible Rape	12,886	14,561	+13.0
Robbery	66,843	75,347	+12.7
Aggravated Assault	110,672	113,530	+2.7
Burglary	603,707	679,787	+12.6
Larceny over \$50	354,972	391,550	+10.3
Auto Theft	265,178	270,965	+2.2
Total	1,422,285	1,553,922	+9.3

\* Uniform Crime Reports, Annual Report, 1958, F. B. I., U. S. Dept. of Justice, Washington, D. C., 1959, p. 1.

PRISONERS RECEIVED FROM COURTS AND NUMBER  
PRESENT AT END OF THE YEAR FOR STATE AND  
FEDERAL PRISONS WITH POPULATION OF THE  
UNITED STATES, 1950 TO 1958



SOURCE: NATIONAL PRISONER STATISTICS, No. 21, July 1959  
Federal Bureau of Prisons, Washington, D. C., page 3

CRIMINAL CASES IN DISTRICT  
AND MUNICIPAL COURTS IN IOWA, 1956-58\*

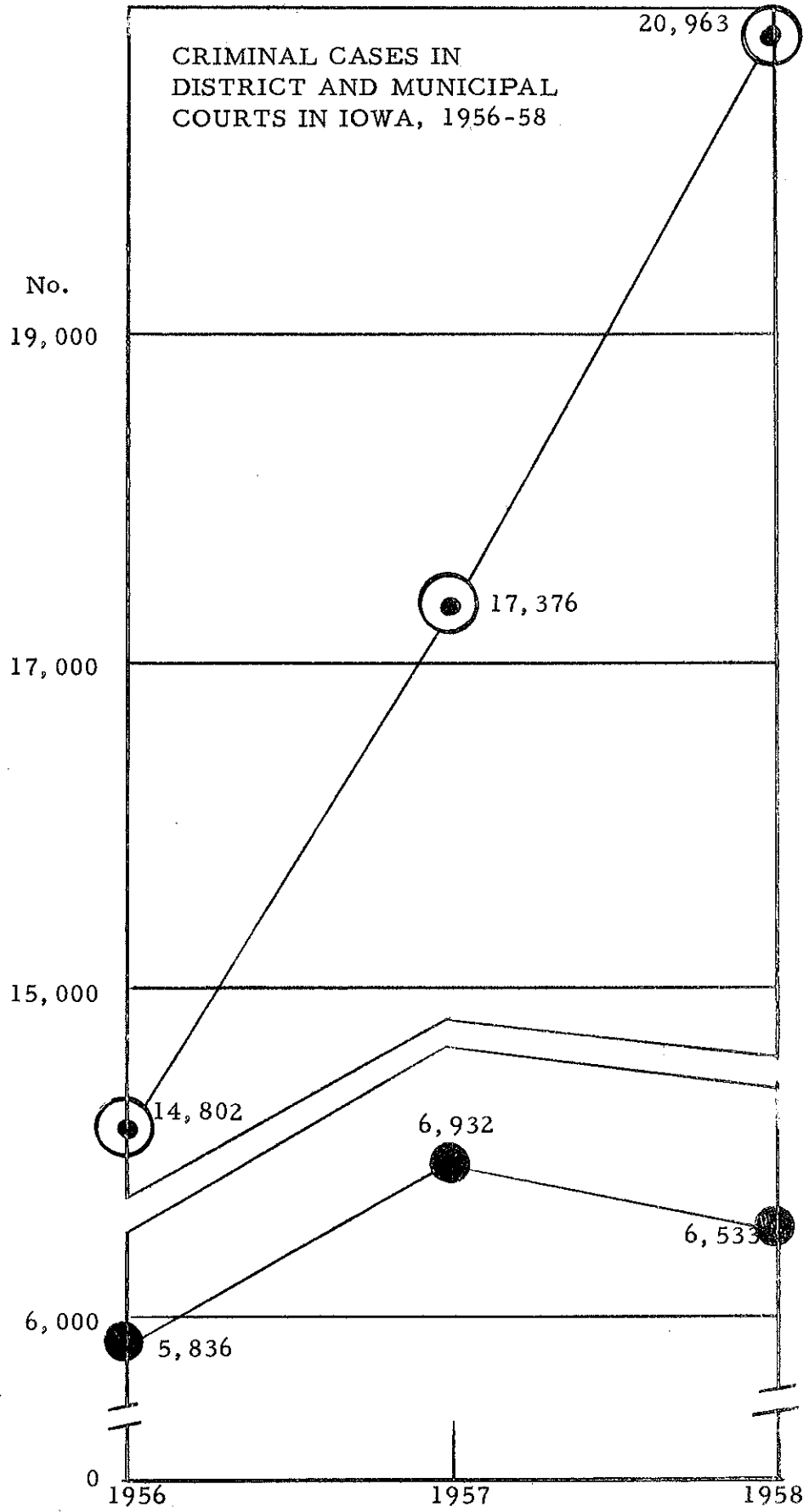
Year	District court	Municipal court (a)	Total
1956	5,836	14,802	20,638
1957	6,932	17,372	24,308
1958	6,533	20,963	27,496
Percent change			
1956-57	18.8%	17.4%	18.0%
1956-58	12.0%	34.0%	33.2%

Civil Population in Iowa

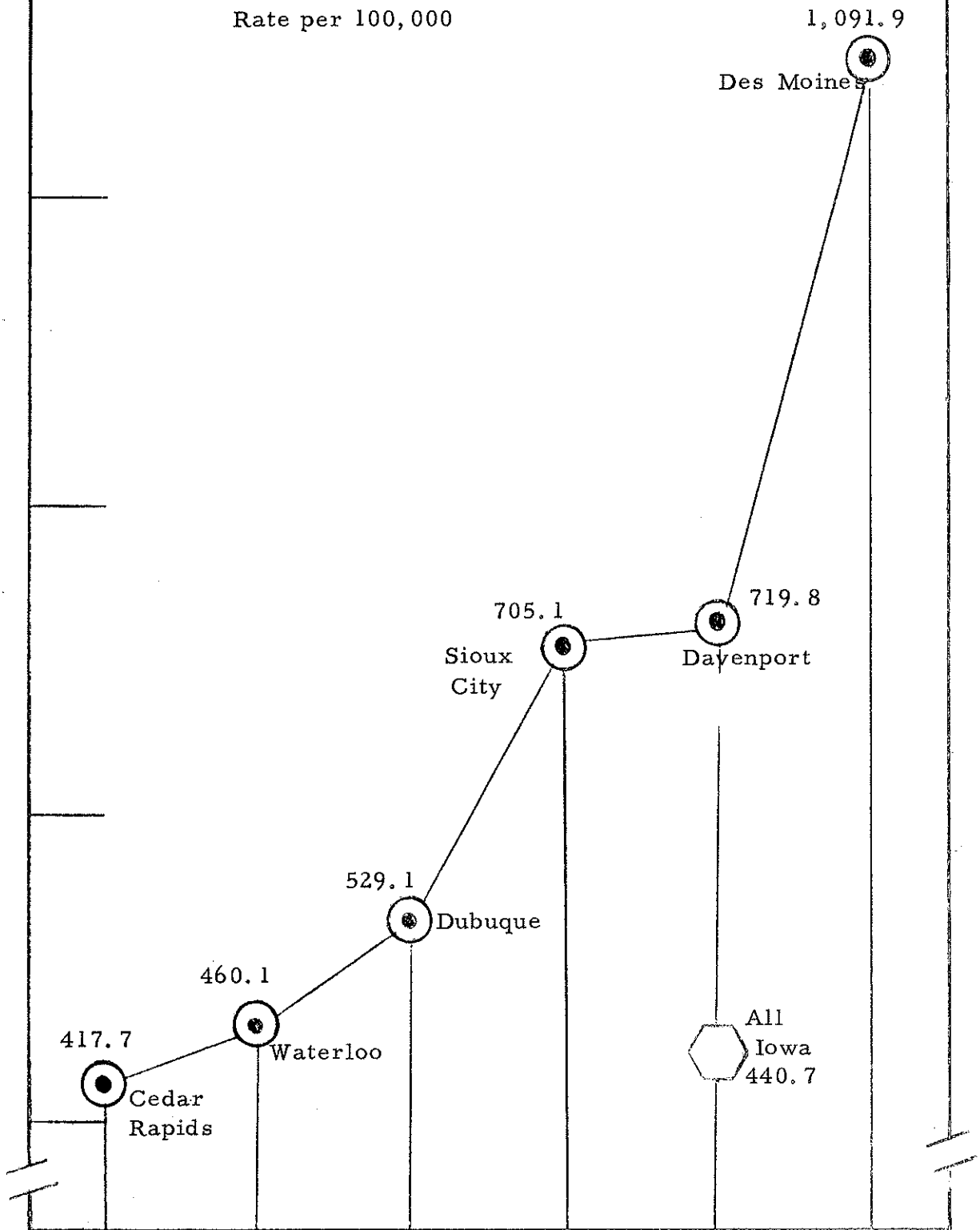
		Percent change
1956	2,690,375	--
1957	2,707,041	0.6%
1958	2,736,388	1.1%

\* Annual Reports, Supreme Court of Iowa, C. A. Kading, Judicial Department Statistician.

(a) Cases include non-indictable case not over \$100 or 30 days in jail.



INDEX OF CRIMES 1958  
STANDARD METROPOLITAN AREAS IN IOWA  
Rate per 100,000



POLK COUNTY, IOWA, CRIMINAL CASES  
IN DISTRICT AND MUNICIPAL COURTS  
9TH DISTRICT, 1956-58

Year	District Court	Municipal Court (a)	Total
1956	605	6,247	6,852
1957	651	8,163	8,814
1958	796	11,642	12,438

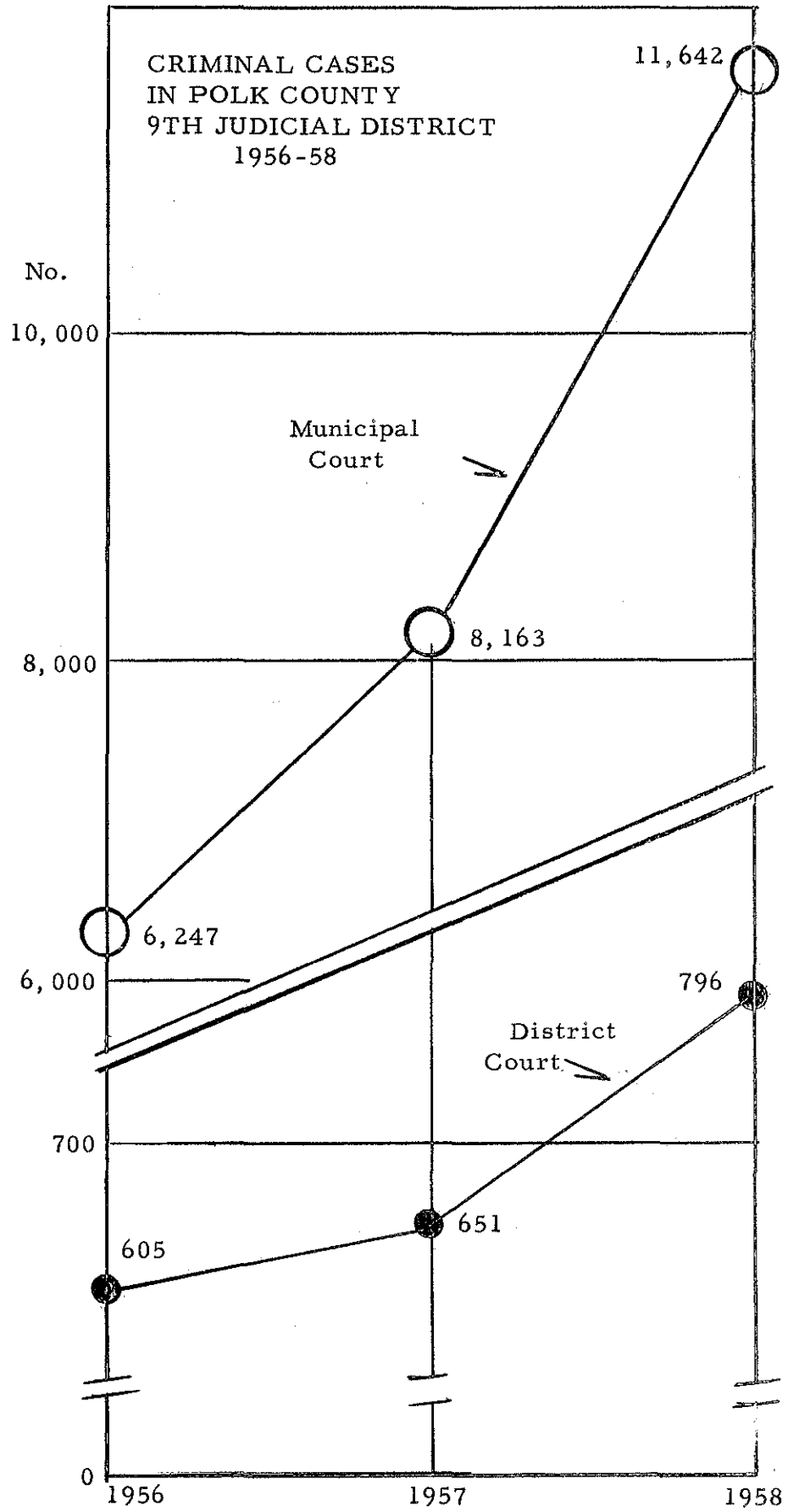
Percent  
Change

1956-58	31.5%	86%	81%
---------	-------	-----	-----

---

a) Cases include non-indictable cases not over \$100 or 30 days in jail.





DES MOINES, IOWA  
NUMBER OF MAJOR CRIMES REPORTED  
BY THE POLICE, 1951-1959\*

Offenses	1951	1952	1953	1954	1955	1956	1957	1958	1959
Murder and Non-Negligent Manslaughter	7	7	7	2	0	4	2	6	2
Manslaughter by Negligence	1	2	0	2	6	0	4	2	3
Rape	16	14	17	17	13	9	22	14	16
Robbery <sup>(a)</sup>	60	43	65	54	47	37	75	78	75
Aggravated Assault	23	39	36	32	45	48	38	43	44
Breaking and Entering <sup>(b)</sup>	901	847	786	1,140	747	795	1,296	1,202	1,230
Larceny <sup>(c)</sup>	2,005	1,920	1,993	2,465	2,211	2,718	3,066	3,004	3,221
Forgery <sup>(d)</sup>	221	334	482	478	532	489	527	733	858
Auto Theft	414	299	289	291	274	334	326	312	398
	3,648	3,505	3,675	4,481	3,875	4,434	5,356	5,394	5,847

\* From Annual Reports of Police Department, Chief of Police, H. R. Eide.

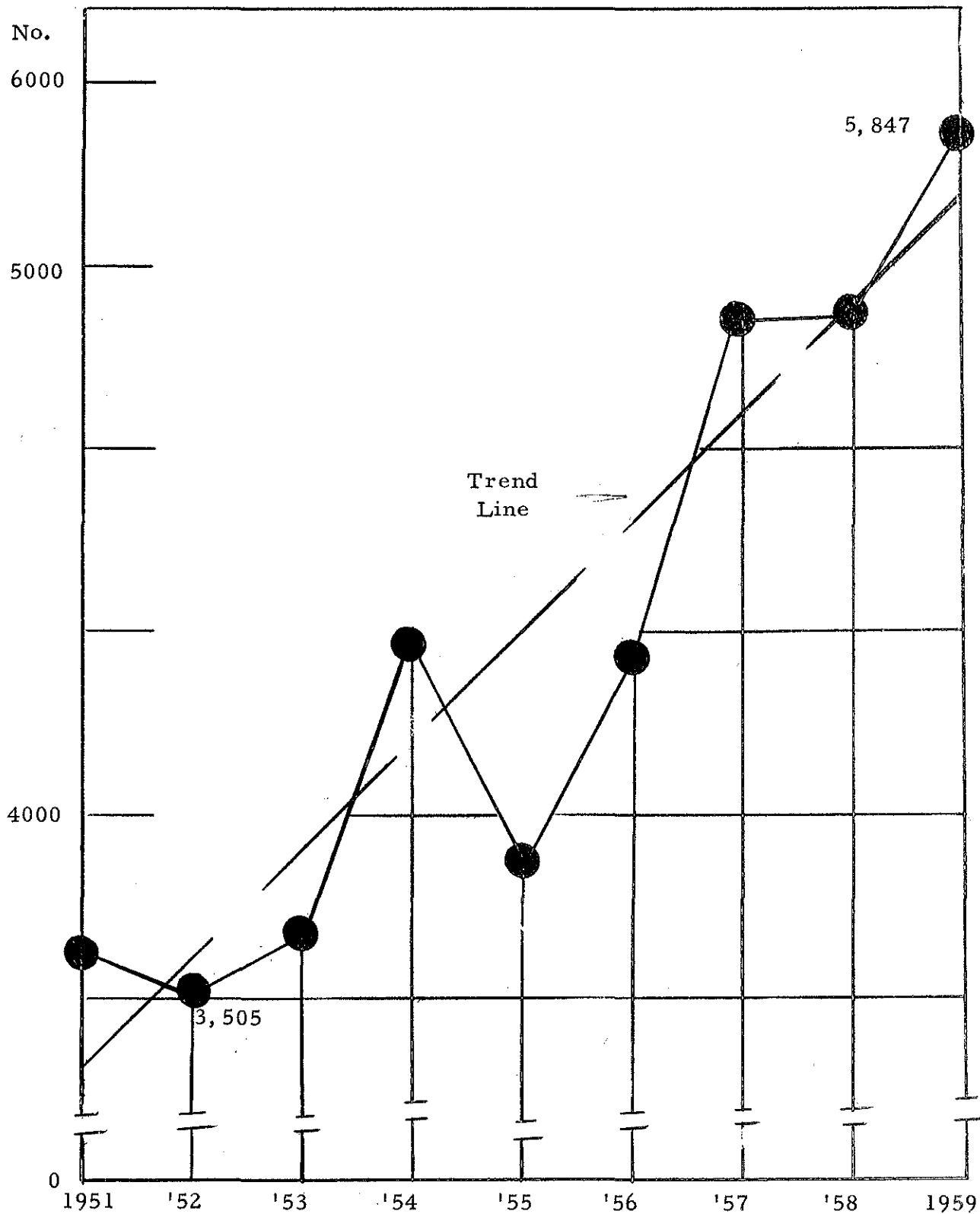
(a) Includes highway, commercial house, residence, stores and banks.

(b) Residence and non-residence.

(c) Includes purse snatching, auto accessories, bicycles, and all others.

(d) Also counterfeiting, embezzlement, and fraud.

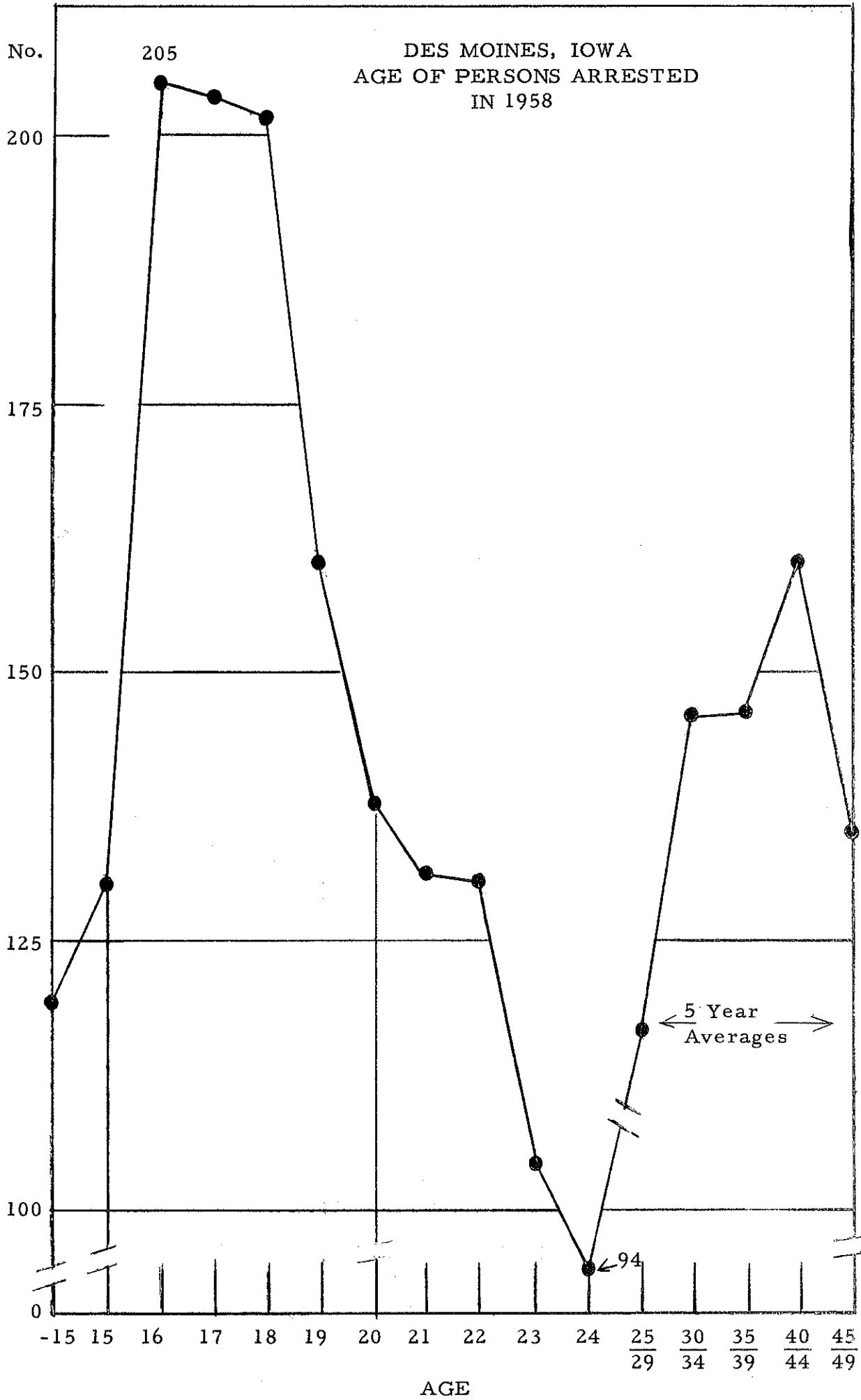
DES MOINES, IOWA  
MAJOR CRIMES REPORTED  
BY POLICE, 1951-1959



DES MOINES, IOWA  
AGE OF PERSONS ARRESTED  
IN 1958

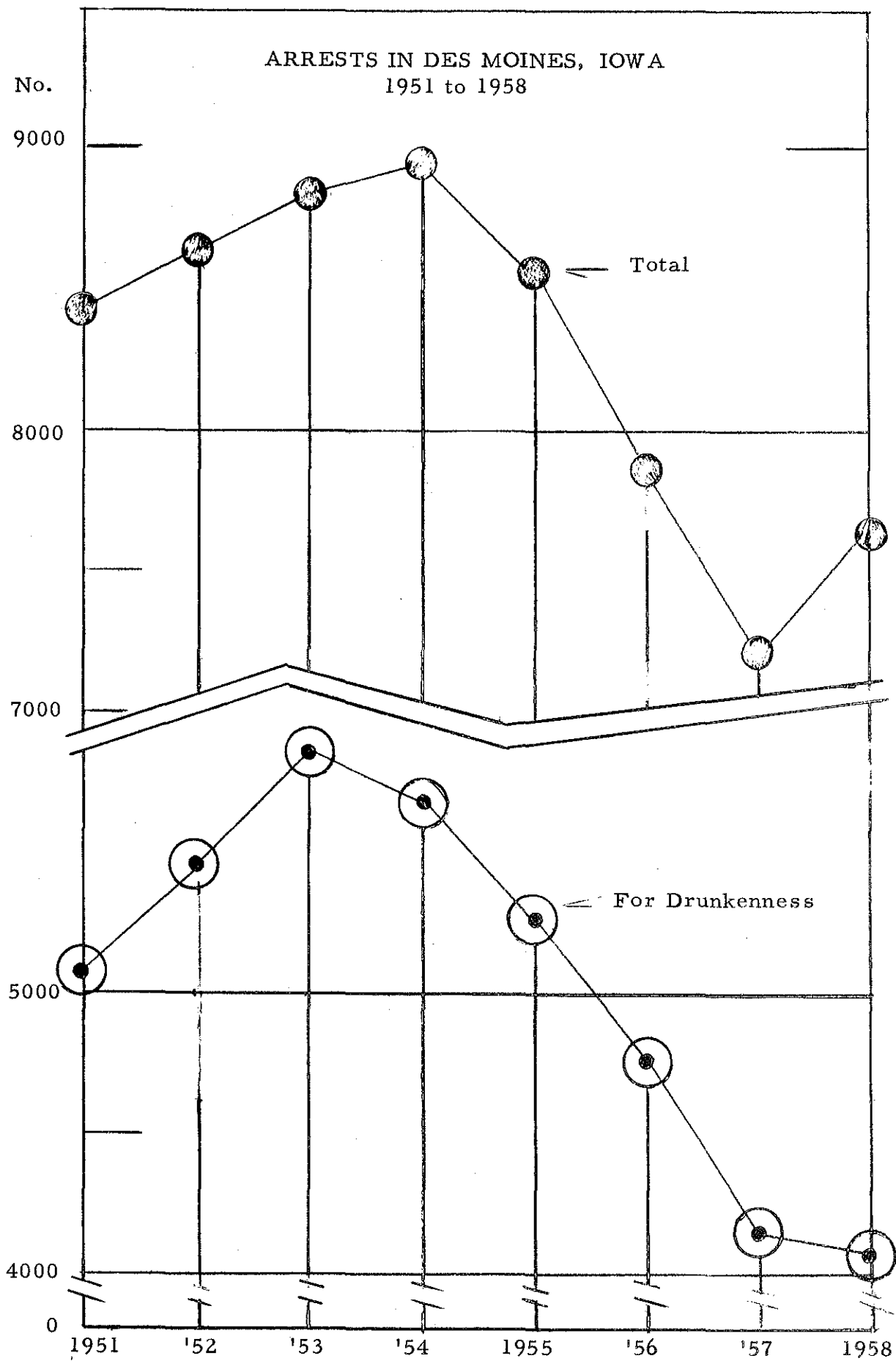
Age	Men	Women	Total
Under			
15	97	21	118
15	104	27	131
16	185	20	205
17	190	13	203
18	179	23	202
19	147	13	160
20	131	6	137
21	125	7	132
22	119	12	131
23	91	13	104
24	86	8	94
25-29	518	67	585
30-34	661	68	729
35-39	650	81	731
40-44	732	62	794
45-49	631	44	675
50+	1427	102	1529
Total	6091	583	5043

DES MOINES, IOWA  
AGE OF PERSONS ARRESTED  
IN 1958



DES MOINES, IOWA  
TOTAL ARRESTS and ARRESTS FOR DRUNKENNESS  
1951-1959

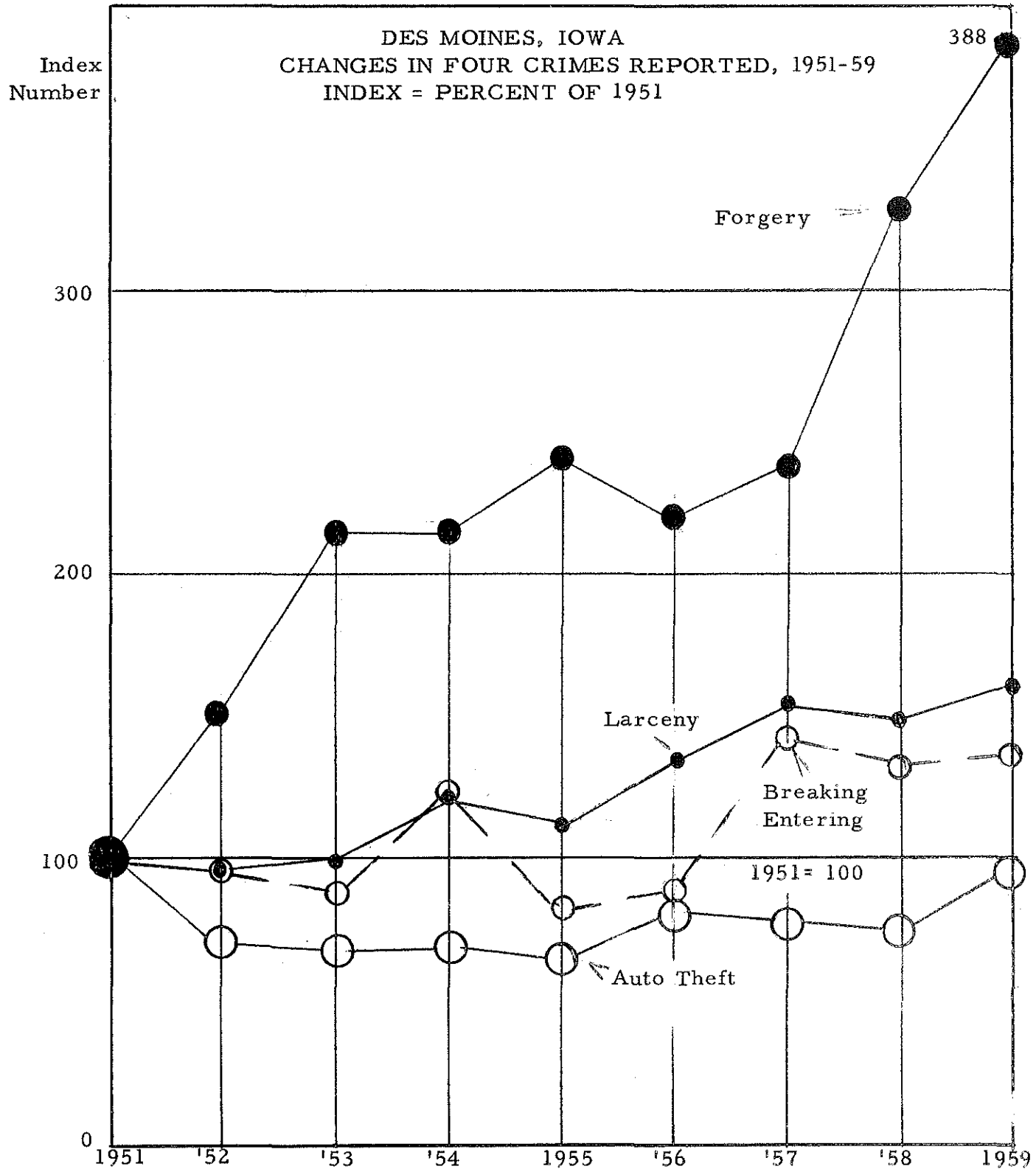
Year	ARREST		Percent of Total
	Total	Drunkenness	
1951	8,428	5,080	59.5
1952	8,677	5,451	63.0
1953	8,833	5,847	66.0
1954	8,903	5,679	63.5
1955	8,556	5,227	61.2
1956	7,871	4,558	58.2
1957	7,200	4,136	57.2
1958	7,642	4,098	53.5



DES MOINES, IOWA  
 CRIMES REPORTED BY POLICE  
 1951-1959  
 INDEX - 1951 = 100

Year	Breaking and Entering	Larceny	Forgery	Auto Theft
1951	901	2,005	221	414
1952	847	1,920	334	299
1953	786	1,993	482	289
1954	1,140	2,465	478	291
1955	747	2,211	532	274
1956	795	2,718	489	334
1957	1,296	3,066	527	326
1958	1,202	3,004	733	312
1959	1,230	3,221	858	398
Percent Change 1951-59	36.6	60.6	288	-3.9





OFFICIAL JUVENILE COURT CASES  
IN IOWA  
1951-1958

No.

2000

1800

1600

1400

0

1951

'52

'53

'54

1955

'56

'57

1958

1,427

1,462

1,287

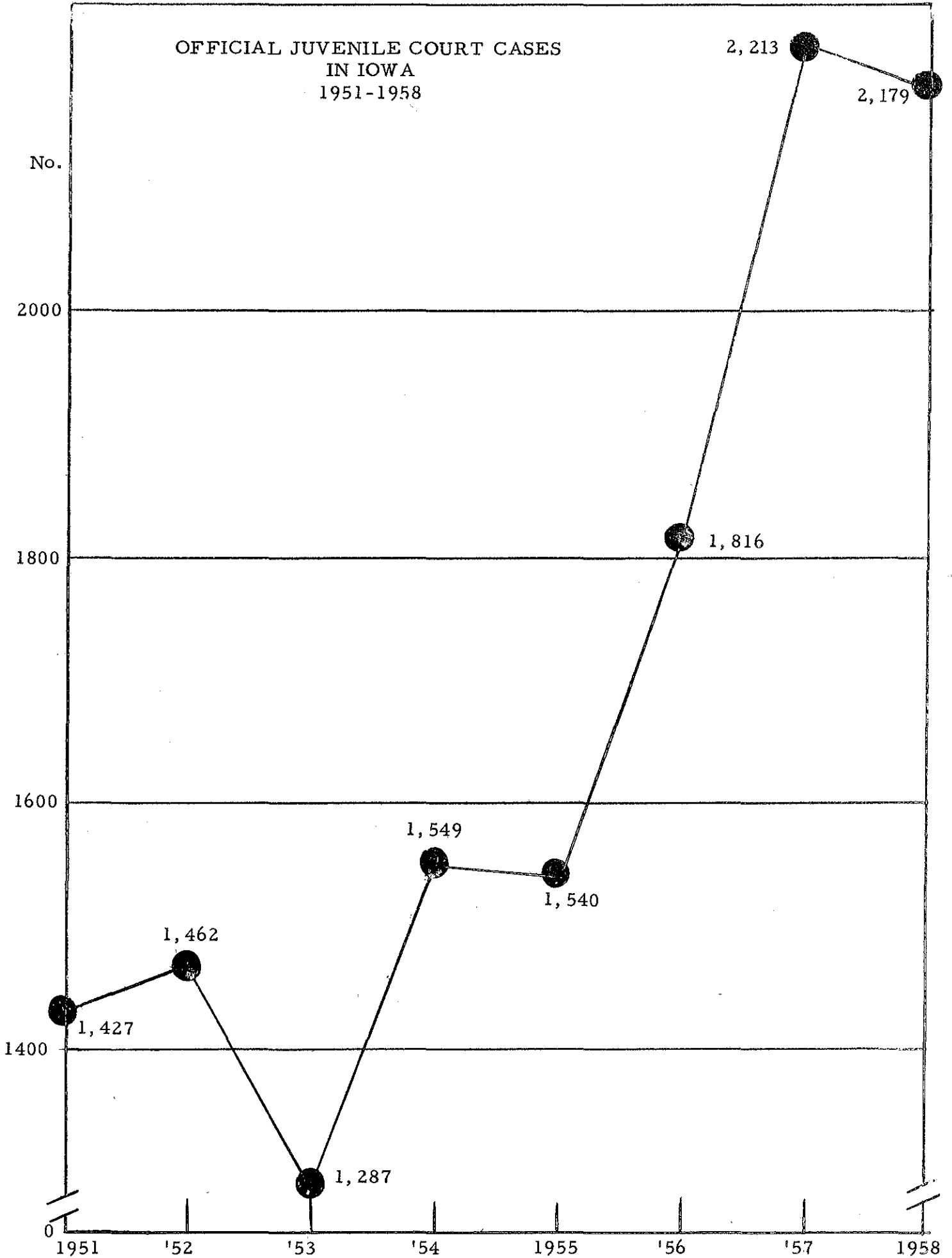
1,549

1,540

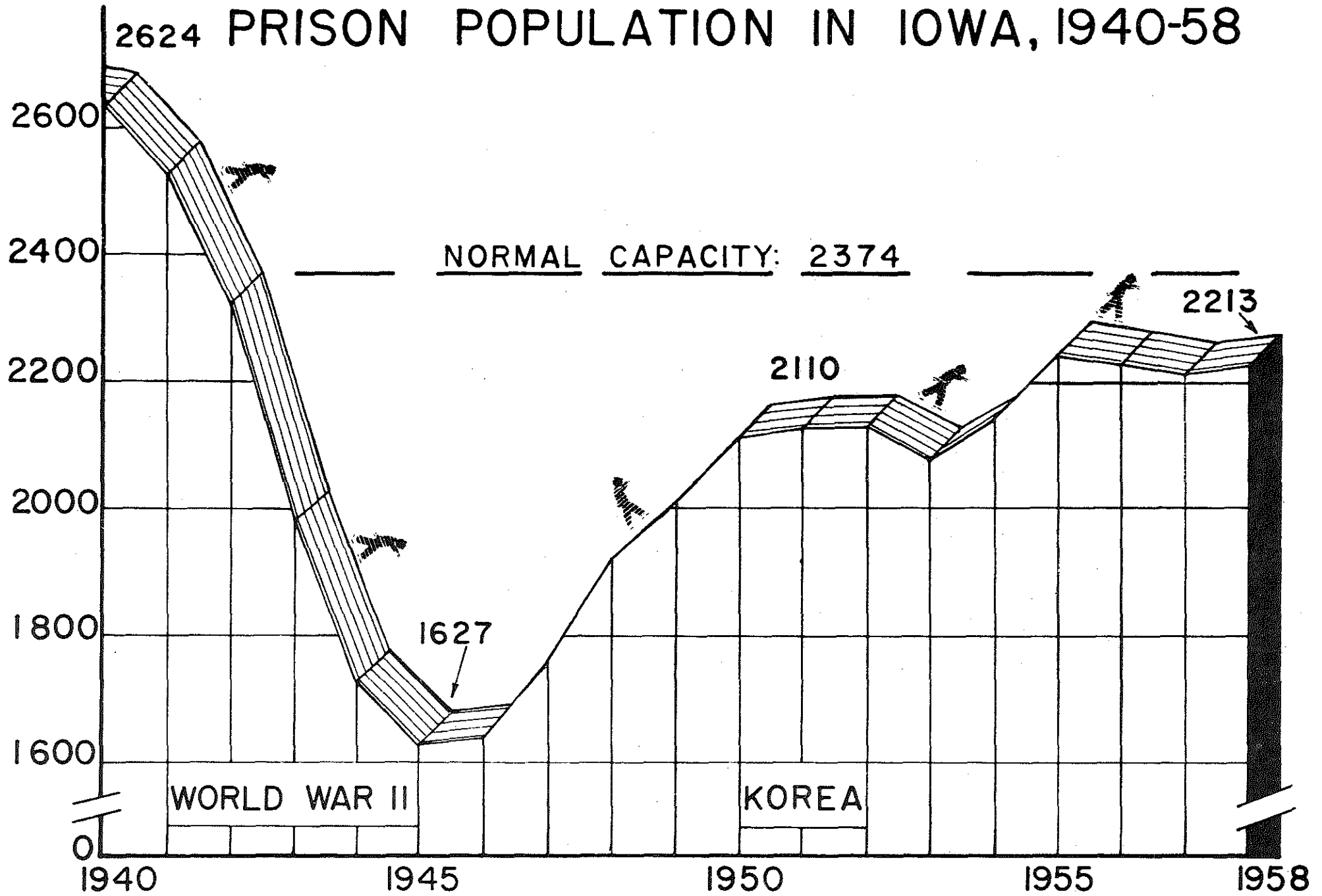
1,816

2,213

2,179



# 2624 PRISON POPULATION IN IOWA, 1940-58



# COMMITMENTS TO PRISONS IN IOWA 1940-1959

