

# Quarterly Quick Facts

March 31, 2017

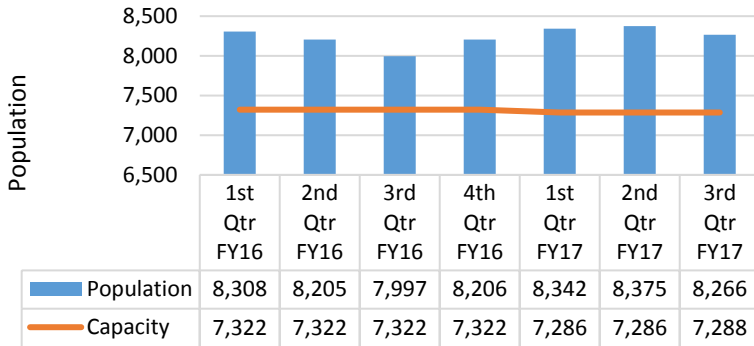
IDOC

510 East 12th Street  
Des Moines, IA 50319

515-725-5701

<https://doc.iowa.gov>

## Quarterly Prison Population

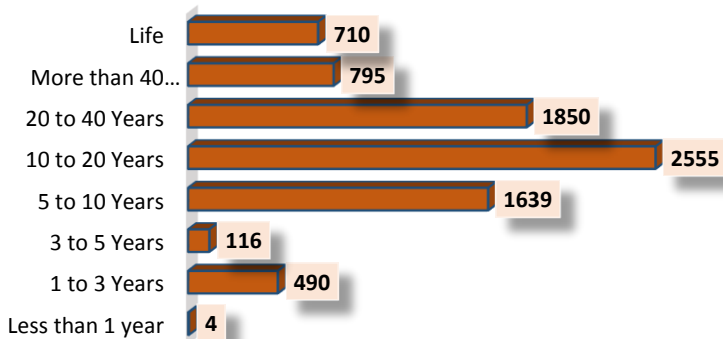


## System Statistics

Gender	Prison #	Prison %	CBC #	CBC %
Male	7538	92%	22388	74%
Female	728	8%	7636	25%
Unknown	0	0%	28	1%

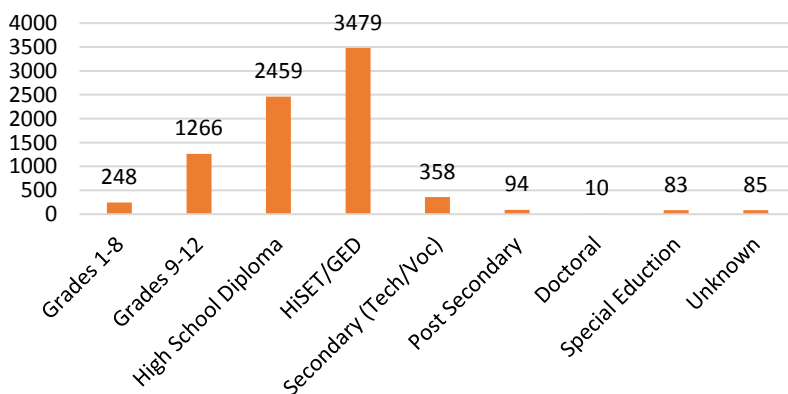
Age	Prison #	Prison %	CBC #	CBC %
Under 18	6	1%	44	0%
18-30	3117	37%	13064	44%
31-50	3813	46%	13104	44%
50+	1330	16%	3840	12%

## SENTENCES BEING SERVED



Race/Ethnicity	Prison #	Prison %	CBC #	CBC %
American Indian	137	2%	324	1%
Asian	64	1%	327	1%
Black	2024	25%	4850	16%
Hispanic	566	7%	1627	5%
White	5474	65%	22819	76%
Unknown	1	0%	105	1%

## Education Levels of Offenders in Iowa Prisons



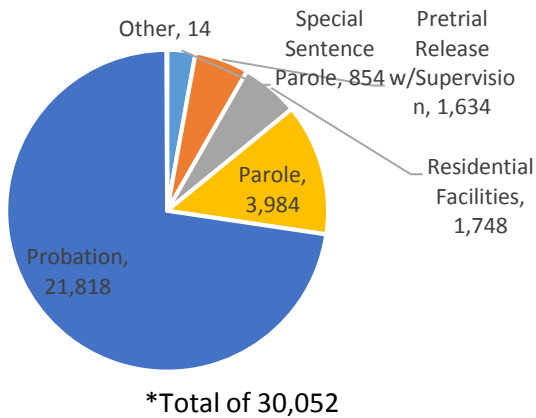
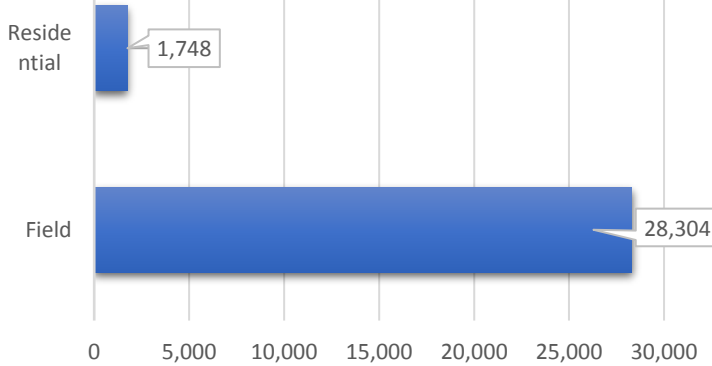
Crime Type	Prison #	Prison %	CBC #	CBC %
Drug	1548	19%	8039	27%
Violent	3915	47%	6363	21%
Property	1502	19%	6962	23%
Public Order	498	6%	7872	26%
Other	803	9%	816	3%

Veteran	Prison #	Prison %*	CBC #	CBC %*
Male	451	6%	1185	4%
Female	5	.06%	77	1%

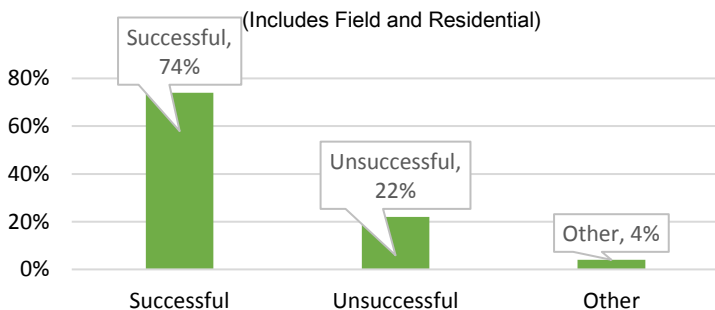
\*% of Prison and CBC populations for the quarter

## Community Corrections Statistics

### Community Based Corrections Population Distribution



### Community Supervision Closure Outcomes



## Staff/Budget

### Average Daily Cost per Offender (FY16)

Prisons (includes \$2.09 per meal cost)	Community (does not include treatment costs)
\$95.85	\$75.53 Residential Facilities
	\$4.59 Probation/Parole

### Recidivism FY2016

Return Rate to Prison: 34.2%

Recidivism Rate (Target Population): 31.5%

\*Target Populations are higher risk probationers and in-state parolees

### Iowa Department of Corrections

#### Operating Budget FY2017

General Fund	\$385,055,323
Other Revenue	\$28,774,245

### Employees of the IDOC

