

Status of the Iowa Workforce and Economy

Upcoming 2017 News Release Schedule

Reference Month	Statewide News Release	Local Area News Release
Jan	Mar 13	Mar 13
Feb	Mar 24	Mar 28
Mar	Apr 21	Apr 25
Apr	May 19	May 23
May	Jun 16	Jun 20
Jun	Jul 21	Jul 25
Jul	Aug 18	Aug 22
Aug	Sep 15	Sep 19
Sep	Oct 20	Oct 24
Oct	Nov 17	Nov 21
Nov	Dec 22	Dec 27
Dec	Jan 23	Jan 23

Iowa Nonfarm Employment by Quarter

		Average Employment	Percent Change from Prior Qtr
2015	Qtr 4	1,564,200	0.2%
	Qtr 1	1,570,100	0.4%
2016	Qtr 2	1,568,600	-0.1%
	Qtr 3	1,572,600	0.3%
	Qtr 4	1,571,700	-0.1%
	Qtr 1	1,579,600	0.5%
2017	Qtr 2	1,581,600	0.1%
	Qtr 3	1,588,400	0.4%

Iowa Workforce Development

Information Prepared by the Labor Market Information Division

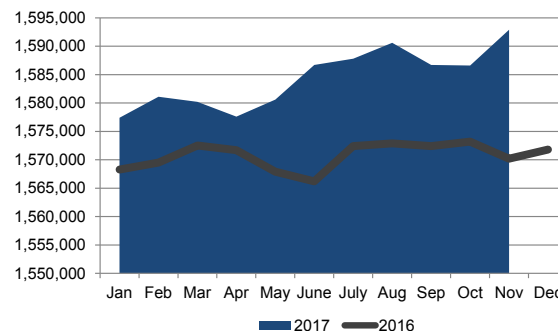
1000 East Grand Avenue
Des Moines, Iowa 50319-0209

Phone: 515-242-5862
Fax: 515-281-8203

Donna Burkett, Bureau Chief
Iowa Workforce Development

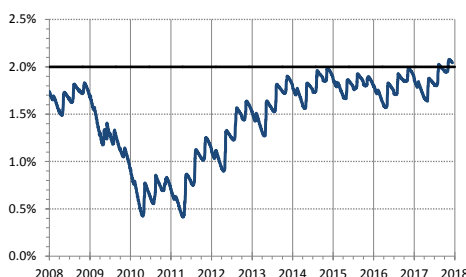
- Iowa's unemployment rate decreased to 2.9 percent in November. The state's jobless rate was 3.5 percent one year ago.
- The number of employed Iowans increased to 1,637,600 in November from 1,635,600 in October.
- The U.S. unemployment rate remained at 4.1 percent in November.

Iowa Total Nonfarm Employment January 2016 - November 2017



- Total nonfarm employment added 6,300 jobs and rebounded from losses in the last two months, reaching a new all-time high of 1,592,900 jobs in November.
- Professional and business services added the most jobs this month (+2,500) and was fueled by hiring in administrative and support services (+2,000).
- Manufacturing expanded for the third consecutive month and gained 1,700 jobs. This sector is now up 9,200 jobs compared to last November, the most of any sector.
- Financial activities continues to expand in Iowa and gained 1,500 jobs in November.
- Construction pared 400 jobs and has steadily trended down throughout 2017.

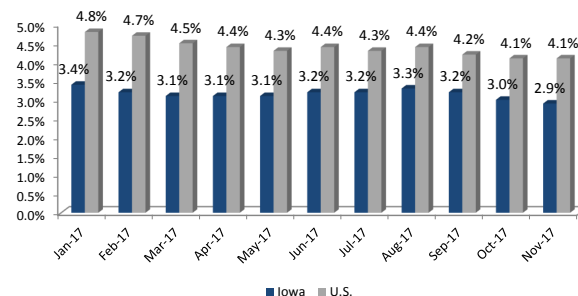
Unemployment Insurance Trust Fund Balance



Funds Available to Pay Benefits as a Percentage of Non-reimbursable Wages

- The UI fund can be expressed as a percentage of covered wages in order to control for employment and wage growth. Using this method, the fund has grown from 2011 through 2014 and has held stable through 2017.
- The fund balance in 2017 was sufficient to trigger a tax rate table with lower rates in 2018.
- Wages for private industry employees in Iowa averaged \$820.66 in per week in November, up a slight \$7.99 versus last year. Workers in professional and business services had the greatest increase in weekly earnings (\$42.38).
- U.S. total nonfarm payroll added 228,000 jobs in November and is up 2.1 million jobs annually.

Iowa and U.S. Unemployment Rates—2017



Source: Labor Market Information (LMI) Division, Iowa Workforce Development and the Bureau of Labor Statistics (BLS) unless otherwise noted. (Reference: November 2017)