



# Iowa Crop Progress & Condition

Upper Midwest Regional Field Office · 210 Walnut Street Ste 833 · Des Moines IA 50309 · (515) 776-3400 · (800) 772-0825  
Fax (855) 271-9802 · www.nass.usda.gov

Cooperating with the Iowa Department of Agriculture and Land Stewardship

For the week ending October 29, 2017  
Issued October 30, 2017

Media Contact: Greg Thessen

A mostly dry week allowed Iowa farmers to progress their harvest with **5.4 days suitable for fieldwork** during the week ending October 29, 2017, according to the USDA, National Agricultural Statistics Service. Activities for the week included harvesting corn for grain and soybeans, spreading manure, applying fertilizers, hauling grain, and starting fall tillage.

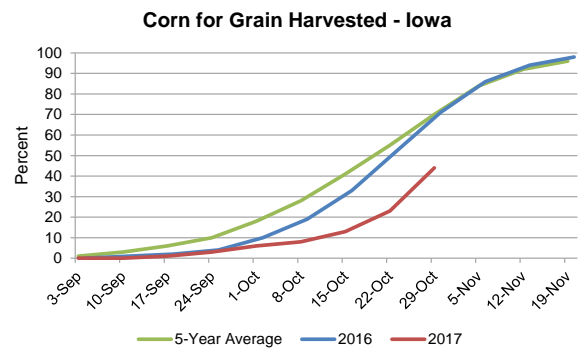
**Topsoil moisture** levels rated 2 percent very short, 7 percent short, 83 percent adequate and 8 percent surplus. **Subsoil moisture** levels rated 6 percent very short, 16 percent short, 73 percent adequate and 5 percent surplus.

Nearly a quarter of the **corn** for grain crop has been harvested this past week reaching 44 percent complete, but it still remains nearly two weeks behind the 5-year average. Moisture content of corn being harvested for grain averaged 19 percent. East central and south east Iowa are the only districts to have over 50 percent of their corn for grain crop harvested. There were several reports of corn yields being better than expected; however, excessive winds this past week has caused lodging in the fields. Corn condition rated 66 percent good to excellent. Eighty-three percent of the **soybean** crop was harvested, six days behind average. Southwest, south central, and south east Iowa still has a third or more of their soybean crop to harvest.

**Pasture** condition remained unchanged from last week at 35 percent good to excellent. Livestock conditions were reported as normal, with few reports of cattle in fields feeding on stover.

### Crop Condition as of October 29, 2017

Item	Very poor (percent)	Poor (percent)	Fair (percent)	Good (percent)	Excellent (percent)
Corn .....	3	7	24	52	14
Pasture and range .....	12	18	35	31	4



### Field Work and Crop Progress as of October 29, 2017

Item	Districts										State	Last Week	Last Year	5-yr Avg
	NW	NC	NE	WC	C	EC	SW	SC	SE					
Corn harvested for grain .....	43	45	42	35	47	51	30	41	64	44	23	68	70	
Soybeans harvested .....	96	91	85	88	86	87	64	58	67	83	61	87	91	

### Days Suitable and Soil Moisture Condition as of October 29, 2017

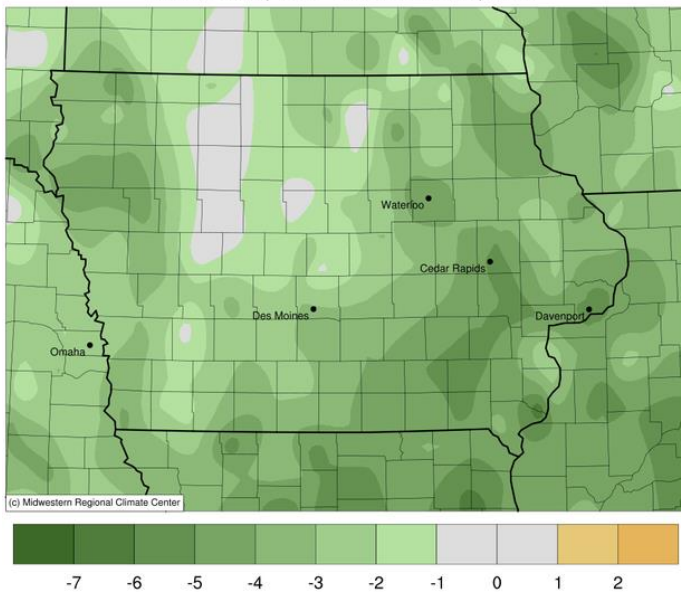
Item	Districts										State	Last Week	Last Year
	NW	NC	NE	WC	C	EC	SW	SC	SE				
Days suitable .....	5.7	4.9	4.1	6.0	5.3	5.4	6.1	5.5	5.2	5.4	5.0	5.1	
Topsoil moisture	(percent)	(percent)	(percent)	(percent)	(percent)	(percent)	(percent)	(percent)	(percent)	(percent)	(percent)	(percent)	
Very short .....	0	0	6	0	1	0	0	14	8	2	3	1	
Short .....	1	3	10	2	10	7	7	23	12	7	6	5	
Adequate .....	93	80	78	88	84	84	88	57	75	83	79	85	
Surplus .....	6	17	6	10	5	9	5	6	5	8	12	9	
Subsoil moisture	(percent)	(percent)	(percent)	(percent)	(percent)	(percent)	(percent)	(percent)	(percent)	(percent)	(percent)	(percent)	
Very short .....	0	1	3	1	6	8	0	27	26	6	7	1	
Short .....	10	8	28	7	17	14	10	39	35	16	15	4	
Adequate .....	83	81	65	84	75	75	87	34	38	73	71	82	
Surplus .....	7	10	4	8	2	3	3	0	1	5	7	13	

## IOWA PRELIMINARY WEATHER SUMMARY

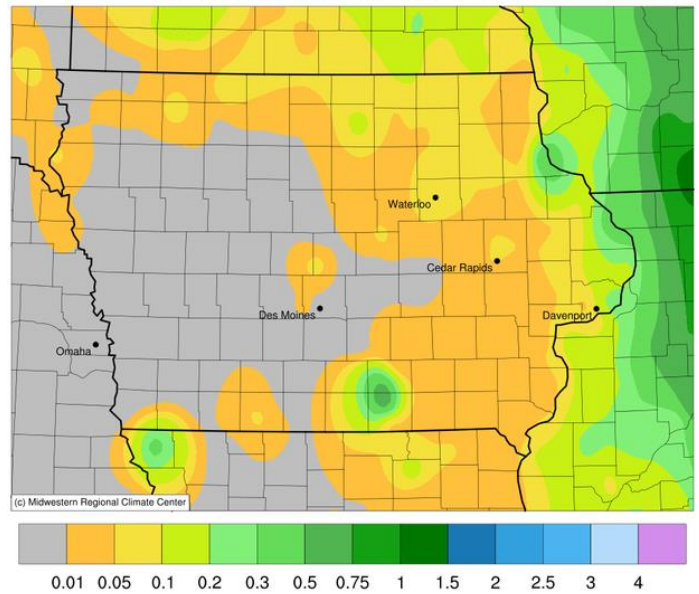
Provided by Harry J. Hillaker, State Climatologist  
Iowa Department of Agriculture & Land Stewardship

Relatively mild weather prevailed across Iowa until a strong cold front moved across the state on Thursday (26<sup>th</sup>). Daytime highs reached into the sixties over much of Iowa on Sunday (22<sup>nd</sup>), Monday (23<sup>rd</sup>), Wednesday (25<sup>th</sup>) and Thursday (26<sup>th</sup>) with a few seventies recorded on Wednesday and Thursday. About the northwest one-half of the state recorded a freeze on Friday (27<sup>th</sup>) morning while a hard freeze impacted nearly all of Iowa on Saturday (28<sup>th</sup>) morning. Temperature extremes ranged from Thursday (26<sup>th</sup>) afternoon highs of 74 degrees at Burlington, Keokuk and Le Claire to a Saturday (28<sup>th</sup>) morning low of 14 degrees at Little Sioux. All reporting points recorded temperatures of 29 degrees or lower across the state on Saturday. Temperatures for the week as a whole averaged 7.8 degrees below normal. There were several periods of light precipitation during the week, yet only a small portion of the state, mostly in the far north and east, picked up more than one-tenth of an inch of moisture. The season's first snow flurries were recorded between Thursday night and Saturday morning but only a very few northern locations saw any accumulation (and that was short-lived). Weekly precipitation totals varied from nothing measurable over much of southwest and south central Iowa to 0.38 inches at Bellevue. The statewide average was only 0.02 inches while normal for the week is 0.56 inches. Finally, it was a rather windy week, particularly on Tuesday (52 mph gust at Ottumwa) and on Friday (59 mph gust at Sioux City).

**Average Temperature (°F): Departure from 1981-2010 Normals**  
October 23, 2017 to October 29, 2017



**Accumulated Precipitation (in)**  
October 23, 2017 to October 29, 2017



Temperature and Precipitation Maps, courtesy of the Midwestern Regional Climate Center, are available at: <http://mrcc.isws.illinois.edu/CLIMATE/>