

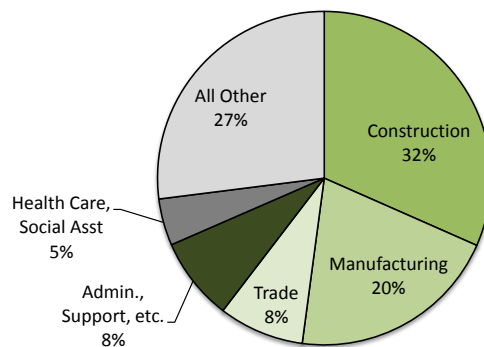
Status of the Iowa Workforce and Economy

Upcoming 2017 News Release Schedule

Reference Month	Statewide News Release	Local Area News Release
Jan	Mar 13	Mar 13
Feb	Mar 24	Mar 28
Mar	Apr 21	Apr 25
Apr	May 19	May 23
May	June 16	June 20
June	July 21	July 25
July	Aug 18	Aug 22
Aug	Sep 15	Sep 19
Sept	Oct 20	Oct 24
Oct	Nov 17	Nov 21
Nov	Dec 22	Dec 27
Dec	Jan 23	Jan 23

- Iowa's unemployment rate remained at 3.2 percent in July. The state's jobless rate was 3.7 percent one year ago.
- The number of unemployed Iowans increased to 54,400 in July from 53,700 in June.
- The U.S. unemployment rate decreased slightly to 4.3 percent in July from 4.4 percent in June.

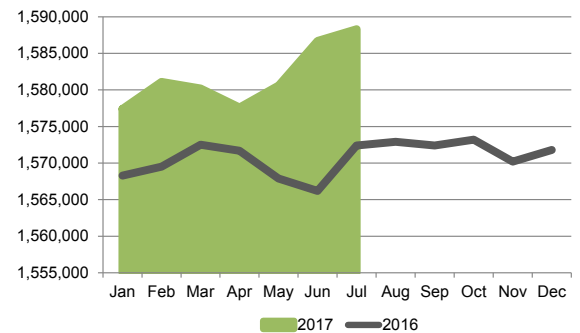
Regular Unemployment Insurance Benefits by Industry July 2016 Through June 2017



Source: Iowa Workforce Development

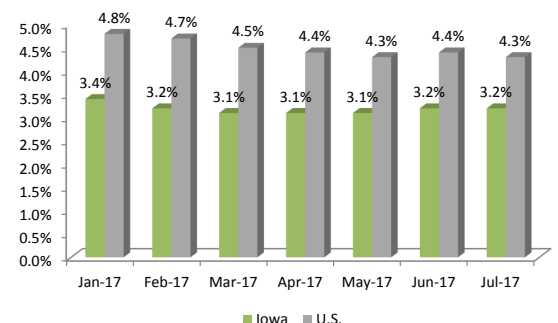
- Weekly UI initial claims averaged 2,273 during July 2017 compared to 2,706 during July 2016.
- The construction industry accounted for 32 percent of UI benefits paid during the most recent fiscal year. Manufacturing followed with 20 percent of benefits paid.
- The consumer price index (CPI) increased by a slight 0.1 percent in July and is now up 1.7 percent compared to last year.
- U.S. nonfarm employment added 209,000 jobs in July, exceeding the previous twelve-month average of 187,000 jobs per month. The U.S. annual growth rate is 1.5 percent.

Total Nonfarm Employment - Iowa Jan 2016 - Jul 2017



- Total nonfarm employment added jobs for the third consecutive month in July, gaining 1,600 jobs. 10,700 jobs have been added over the past three months.
- Manufacturing added the most jobs this month (+1,800) due to hiring in durable goods factories. Manufacturing is now 1,800 jobs higher than one year ago.
- Construction shed 2,300 jobs in July due to the early completion of projects this month. This sector trails last year's historic levels by 4,400 jobs.
- Total nonfarm employment remains up 15,900 jobs due to hiring in the private service sectors. Both goods producing industries and government trail last year's marks by 2,400 jobs.

Iowa and U.S. Unemployment Rates—2017



Iowa Nonfarm Employment

		Average Employment	Percent Change from Prior Qtr
2015	Qtr 3	1,561,400	0.1%
	Qtr 4	1,564,200	0.2%
2016	Qtr 1	1,570,100	0.4%
	Qtr 2	1,568,600	-0.1%
	Qtr 3	1,572,600	0.3%
	Qtr 4	1,571,700	-0.1%
2017	Qtr 1	1,579,600	0.5%
	Qtr 2	1,581,600	0.1%

Iowa Workforce Development

Information Prepared by the Labor Market Information Division
 1000 East Grand Avenue
 Des Moines, Iowa 50319-0209
 Phone: 515-242-5862
 Fax: 515-281-8203
 Donna Burkett, Bureau Chief
 Iowa Workforce Development

Source: Labor Market Information (LMI) Division, Iowa Workforce Development and the Bureau of Labor Statistics (BLS) unless otherwise noted. (Reference: July 2017)