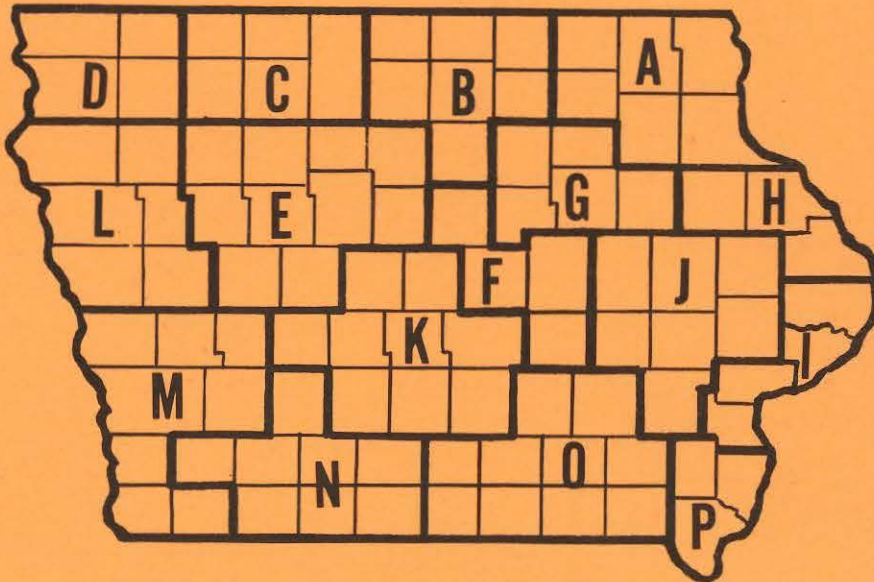



HF  
3161  
.J8  
I59  
1968

# IOWA BUSINESS PATTERNS BY COUNTY GROUPINGS



STATE OF IOWA  
DEPARTMENT OF  
PUBLIC INSTRUCTION

3-710



State of Iowa  
DEPARTMENT OF PUBLIC INSTRUCTION  
Des Moines 50319

STATE BOARD OF PUBLIC INSTRUCTION

LESTER D. MENKE, Calumet (President)  
JOHN D. WARIN, MaIoy (Vice President)  
RICHARD DELANEY, Burlington  
DR. JACK D. FICKEL, Red Oak  
NOLDEN I. GENTRY, Des Moines  
THOMAS S. ROE, Waukon  
MRS. VIRGIL E. SHEPARD, Allison  
MRS. EARL G. SIEVERS, Avoca  
DR. JAMES M. WALTER, Ames

DEPARTMENT OF PUBLIC INSTRUCTION

Administration


PAUL F. JOHNSTON, Superintendent of Public Instruction and  
Executive Officer of State Board of Public Instruction  
DAVID H. BECHTEL, Administrative Assistant  
W. T. EDGREN, Assistant Superintendent - Administration  
L. N. JENSEN, Assistant Superintendent - Instruction  
Wm. M. BALEY, Assistant Superintendent - Area Schools

Vocational Education Branch

O. A. Brunsvold, Associate Superintendent  
W. O. Schuermann, Director

Research Coordinating Unit

Kenneth M. Wold, Director



## INTRODUCTION

Iowa Business Patterns by County Groupings, 1965-1967 is a compilation of employment statistics by county in Iowa. These data have been derived from County Business Patterns, a publication of the U.S. Department of Commerce, Bureau of the Census. (See Bibliography)


The reports are a statistical by-product taken from employment and payroll information reported on Treasury Form 941, Schedule A, supplemented by a special survey of multi-unit companies. The special survey was designed to provide industry and county detail needed for County Business Patterns purposes but not reported on Treasury Form 941, Schedule A.

*These employment data provide information by Standard Industrial Classification and county groupings, and are useful for analyzing the industrial structure of regions, making basic economic studies of areas, and serving other business uses. The data exclude, however, railroad employees and self-employed persons.*

An attempt has been made to group the counties concomitant to the newly established post high school education Areas in Iowa as much as possible. It is not entirely possible, of course, since many counties are divided between two or more Areas. See front cover for the geographic divisions. The contents page lists the counties included in each group.


### Key

1. "D" denotes figures withheld to avoid disclosure of operations of individual reporting units. If a number is followed by a plus sign, it indicates there was an individual reporting unit usually shown as a "D" in the county and is shown collectively in that category.
2. "NEC" indicates the information is "not elsewhere classified."
3. (---) denotes no information submitted for that year.



C O N T E N T S


	<u>Page</u>
INTRODUCTION - - - - -	iii
COUNTY GROUPINGS	
<u>Group A</u> - - - - - (Howard, Winneshiek, Allamakee, Chickasaw, Fayette, Clayton)	1
<u>Group B</u> - - - - - (Winnebago, Cerro Gordo, Worth, Mitchell, Hancock, Floyd, Franklin)	4
<u>Group C</u> - - - - - (Clay, Dickinson, Emmet, Kossuth, Palo Alto)	8
<u>Group D</u> - - - - - (Sioux, Lyon, Osceola, O'Brien)	10
<u>Group E</u> - - - - - (Webster, Buena Vista, Pocahontas, Humboldt, Sac, Calhoun, Hamilton, Carroll, Greene, Wright)	12
<u>Group F</u> - - - - - (Marshall, Hardin, Poweshiek, Tama)	16
<u>Group G</u> - - - - - (Black Hawk, Butler, Bremer, Grundy, Buchanan)	19
<u>Group H</u> - - - - - (Dubuque, Delaware, Jackson)	24
<u>Group I</u> - - - - - (Scott, Clinton, Muscatine, Louisa)	28
<u>Group J</u> - - - - - (Linn, Benton, Iowa, Johnson, Jones, Cedar, Washington)	34
<u>Group K</u> - - - - - (Polk, Story, Jasper, Boone, Guthrie, Dallas, Madison, Warren, Marion)	40
<u>Group L</u> - - - - - (Woodbury, Plymouth, Cherokee, Ida, Monona, Crawford)	49
<u>Group M</u> - - - - - (Pottawattamie, Harrison, Shelby, Audubon, Cass, Mills, Fremont, Page)	55
<u>Group N</u> - - - - - (Montgomery, Adair, Adams, Union, Clarke, Taylor, Ringgold, Decatur)	59





COUNTY GROUPINGS (Continued)

	<u>Page</u>
<u>Group O</u> - - - - - (Wapello, Mahaska, Keokuk, Lucas, Monroe, Jefferson, Wayne, Appanoose, Davis, Van Buren)	61
<u>Group P</u> - - - - - (Des Moines, Henry, Lee)	65
BIBLIOGRAPHY - - - - -	69



GROUP A

Counties: Howard, Winneshiek, Allamakee, Chickasaw, Fayette, and Clayton

	Number of Employees Mid-March Pay Period		
	1965	1966	1967
<u>Agriculture, forestry, &amp; fisheries</u>	131+	116+	152+
<u>Mining</u>	D	D	28+
<u>Contract construction</u>	685	753	824
General building contractors	84	128	138
General contractors, except buildings	---	---	103
Highway & street construction	---	---	103
Masonry, stonework, plastering	---	---	D
Masonry & other stonework	---	---	D
Special trade contractors	330	377	420
Plumbing, heating, & air conditioning	23	27	---
<u>Manufacturing</u>	2,663	2,589	2,656
Food and kindred products	931	992	921
Meat packing	D	D	D
Dairy products	236	218	123+
Grain mill products	D	D	D
Prepared feed for animals and fowls	D	D	D
Primary metal industries	D	D	D
Non-ferrous foundries	D	D	D
Non-ferrous castings, N.E.C.	D	D	D
Miscellaneous manufacturing	D	D	D
Costume jewelry & notions	D	D	D
Buttons	D	D	D
Machinery, except electrical	D	D	D
Special industry machinery	D	D	D
Electrical machinery	389	D	D
Radio and television receiving equipment	D	D	D
Transportation equipment	D	D	D
Motor vehicle & equipment	D	D	D
Transportation equipment, N.E.C.	---	---	D
Trailer coaches	---	---	D
<u>Transportation and other public utilities</u>	773	805	867
Trucking and warehousing	212+	246+	268
Trucking, local & long distance	71+	113+	83+
Trucking without storage	57+	113+	83+
Electric, gas, and sanitary service	D	---	---
Communication	---	114	126


## GROUP A (Continued)

	Number of Employees Mid-March Pay Period		
	<u>1965</u>	<u>1966</u>	<u>1967</u>
<u>Wholesale trade</u>	874	787	855
Farm products - raw materials	78	64	62
Miscellaneous wholesalers	259	269	279
<u>Retail trade</u>	4,144	4,369	4,537
Building materials and farm equipment	637	664	680
Lumber and other building materials	---	44	D
Hardware and farm equipment	407	427	461
Hardware stores	105	149	128
Farm equipment dealers	138	65	134
Food	725	757	798
Grocery stores	396+	582+	535+
General merchandise	318	341	377
Automotive dealers and service stations	701	720	733
Car dealers	307	305	309
Gasoline service stations	213	178	187+
Furniture and home furnishings	24	20	---
Apparel and accessories	123	99	110
Eating and drinking places	707	773	857
Miscellaneous retail stores	641	750	748
Farm and garden supply stores	373	429	378
Drug stores & proprietary stores	47	---	---
Retail stores, N.E.C.	17	---	---
<u>Finance, insurance, and real estate</u>	622	652	653
Banking	183	182	119
Commercial & stock savings banks	183	182	119
Insurance agents, brokers, & service	13	13	17
Real Estate	---	---	13
<u>Services</u>	2,423	2,563	2,771
Personal services	292	295	292
Laundries, cleaning, & dyeing plants	109	119	D
Cleaning, dyeing plants, except rugs	D	D	D
Beauty shops	29	---	40
Automobile repair, services, & garages	27	26	31
Automobile repair shops	D	D	D
General automobile repair shops	24	21	24
Medical & other health services	708	835	882
Doctors' offices	32	33	36
Hospitals	D	D	D

GROUP A (Continued)

Number of Employees  
Mid-March Pay Period

	<u>1965</u>	<u>1966</u>	<u>1967</u>
<u>Services (Continued)</u>			
Legal services	18	30	32
Educational services	345+	312+	D
Colleges & universities	D	D	D
Non-profit membership organizations	127	148	211
Religious organizations	---	16	D
Hotels & other lodging places	194	197	296
Hotels, tourist courts, & motels	D	D	D
Rooming & boarding houses	---	---	D



## GROUP B

Counties: Winnebago, Cerro Gordo, Worth, Mitchell, Hancock, Floyd, &amp; Franklin

	Number of Employees Mid-March Pay Period		
	1965	1966	1967
<u>Agricultural services, forestry, fisheries</u>	120+	90+	97+
Agricultural services, hunting, trapping	25+	83	D
<u>Mining</u>	28+	37	32+
<u>Contract construction</u>	1,233	1,320	1,263
General contractors, buildings	378+	397	321
General contractors, except buildings	---	---	D
Special trade contractors	492+	579	578
Plumbing, heating, air conditioning	---	---	105
Painting, paper hanging	---	42	---
<u>Manufacturing</u>	4,051	7,749	8,449
Food & kindred products	1,726	1,715	1,709
Meat products	D	D	D
Meat packing plants	D	D	D
Poultry & small game packing, wholesale	D	---	---
Grain mill products	---	---	D
Prepared feed for animals & fowls	---	---	D
Bakery products	D	D	D
Bread & related products	D	D	D
Printing & publishing	196	211	207
Newspapers	D	D	D
Chemicals & allied products	131+	D	D
Drugs	D	D	D
Pharmaceutical preparations	D	D	D
Agricultural chemicals	127	D	D
Stone, clay, & glass products	891	655	633
Cement, hydraulic	D	D	D
Structural clay products	D	---	D
Brick & structural clay tile	D	---	---
Primary metal industries	D	---	---
Non-ferrous foundries	D	---	---
Non-ferrous castings, N.E.C.	D	---	D
Machinery, except electrical	D	D	D
Farm machinery & equipment	D	D	D
General industrial machinery	---	D	D
Electrical machinery	---	D	D
Household appliances	---	D	D
Household laundry equipment	---	D	D

## GROUP B (Continued)

Number of Employees  
Mid-March Pay Period

	<u>1965</u>	<u>1966</u>	<u>1967</u>
<u>Manufacturing (Continued)</u>			
Transportation equipment	---	D	D
Transportation equipment, N.E.C.	---	D	D
Trailer coaches	---	D	D
<u>Transportation &amp; other public utilities</u>	1,730	1,558	1,612
Trucking & warehousing	554+	640	573+
Trucking, local & long distance	300+	340+	390+
Trucking without storage	19+	38+	58+
Communication	396	288	354
Telephone communication	D	D	D
Radio Broadcasting & television	D	---	---
Electric, gas & sanitary service	D	D	D
Combination companies & systems	D	D	D
Electric & other services	D	D	D
<u>Wholesale trade</u>	2,021	1,729	1,834
Motor vehicles & automotive equipment	93	98	---
Groceries & related products	375	333	330
Dairy products	237	205	206
Farm products - raw materials	127	42	42
Machinery, equipment & supplies	132	133	148
Commercial & industrial machinery	98	101	110
Miscellaneous wholesalers	518	422	421
Petroleum bulk stations & terminals	60	49	45
Wholesalers, N.E.C.	111	63	---
<u>Retail trade</u>	6,363	6,725	7,099
Building materials & farm equipment	837	1,518	953
Lumber & other building materials	114	215	113
Hardware & farm equipment	522	475	580
Hardware stores	98	160	95
Farm equipment dealers	48	161	273
General merchandise	709	617	740
Department stores	376	357	294
Limited price variety stores	---	---	181
Food	1,130	1,161	1,201
Grocery stores	720+	842+	897+
Automotive dealers & service stations	993	997	1,079
New & used car dealers	267	205	230
Gasoline service stations	393+	385	384
Apparel & accessories	317	348	346
Women's ready-to-wear stores	76	78	85
Family clothing stores	---	D	---
Shoe stores	44	47	45



## GROUP B (Continued)

	Number of Employees Mid-March Pay Period		
	<u>1965</u>	<u>1966</u>	<u>1967</u>
<u>Retail trade (Continued)</u>			
Furniture & home furnishings	D	137	154
Furniture & home furnishings	93	---	114
Furniture stores	---	---	97
Eating & drinking places	1,130	1,301	1,353
Miscellaneous retail stores	825	944	970
Drug stores & proprietary stores	111	110	101
Farm & garden supply stores	317	384	376
Retail stores, N.E.C.	68	53	51
<u>Finance, insurance &amp; real estate</u>	1,219	1,141	1,142
Banking	216	213	209
Commercial & stock savings banks	216	213	209
Credit agencies other than banks	94	94	100
Personal credit institutions	69	71	74
Insurance carriers	145	60	32
Insurance agents, brokers & service	95	88	94
Real estate	124	130	132
Real estate operators	48	44	45
<u>Services</u>	4,305	4,008	4,433
Hotels & other lodging places	408	275	343
Hotels, tourist courts, & motels	D	D	362
Personal services	402	424	387
Laundries, cleaning & dyeing plants	168	207	179
Cleaning, dyeing plants, except rug	108	110	119
Beauty shops	64	80	99
Miscellaneous business services	117	121	156
Business services, N.E.C.	---	84	103
Automobile repair, services & garages	88	90	95
Automobile repair shops	D	77	D
General automobile repair shops	33	37	38
Miscellaneous repair services	39	35	41
Miscellaneous repair shops	27	25	26
Amusement & recreation services, N.E.C.	73	76	64
Medical & other health services	1,542	1,549	1,715
Offices of physicians & surgeons	D	D	D
Offices of dentists & dental surgeons	40	40	42
Hospitals	D	D	D
Health & allied services, N.E.C.	206	248	350

## GROUP B (Continued)

<u>Services (Continued)</u>	<u>Number of Employees</u> <u>Mid-March Pay Period</u>		
	<u>1965</u>	<u>1966</u>	<u>1967</u>
Legal services	60	86	70
Educational services	345	---	---
Colleges & universities	D	---	---
Nonprofit membership organizations	564	554	564
Labor organizations	97	96	88
Civic, social, fraternal associations	95	105	120
Religious organizations	78	85	73
Miscellaneous service	345	113	118

GROUP C

Counties: Clay, Dickinson, Emmet, Kossuth, and Palo Alto

	Number of Employees Mid-March Pay Period		
	<u>1965</u>	<u>1966</u>	<u>1967</u>
<u>Agricultural services, forestry, fisheries</u>	200+	195+	240+
Agricultural services, hunting, trapping	193	162+	181
Animal husbandry services	136	156	D
<u>Mining</u>	D	D	D
<u>Contract construction</u>	633	814	754
General contractors, buildings	86+	195	202
General contractors, except buildings	---	56	63
Special trade contractors	234	194	256
Plumbing, heating, air conditioning	21	20	18
<u>Manufacturing</u>	2,373	2,500	3,138
Food & kindred products	1,002	1,051	1,105
Meat products	D	D	D
Meat packing plants	D	D	D
Grain mill products	D	D	D
Prepared feed for animals & fowls	D	D	D
Printing & publishing	41	44	---
Fabricated metal products	D	---	---
Fabricated structural metal products	D	---	---
Sheet metal works	D	---	---
Machinery, except electrical	D	D	D
Farm machinery & equipment	D	D	D
Electrical machinery	---	D	D
Electric distribution products	---	D	D
Electric measuring instruments	---	D	D
Miscellaneous manufacturing	D	D	D
Toys & sporting goods	D	D	D
Sporting & athletic goods	D	D	D
<u>Transportation &amp; other public utilities</u>	618	457+	548+
Trucking & warehousing	166	156	239
Trucking, local & long distance	36+	46+	47+
Trucking without storage	D	D	D
Communication	D	D	D
Telephone communication	---	---	D

## GROUP C (Continued)

	Number of Employees Mid-March Pay Period		
	<u>1965</u>	<u>1966</u>	<u>1967</u>
<u>Wholesale trade</u>	1,273	968	1,182
Motor vehicles & automotive equipment	151	297	145
Automotive equipment	D	D	D
Groceries & related products	123	---	D
Poultry & poultry products	D	---	---
Fish & sea foods	---	---	D
Farm products - raw materials	274	150	124
Miscellaneous wholesalers	302	284	287
Petroleum bulk stations & terminals	118	73	74
<u>Retail trade</u>	3,634	3,979	4,169
Building materials & farm equipment	677	639	705
Lumber & other building materials	D	---	---
Hardware & farm equipment	389	361	434
Hardware stores	29	30	31
Farm equipment dealers	143	131	231
General merchandise	242	255	267
Food	549	564	532
Grocery stores	139+	127+	112+
Automotive dealers & service stations	614	746	770
New & used car dealers	73	94	93
Gasoline service stations	258	332	265+
Apparel & accessories	186	200	228
Furniture & home furnishings	38	41	36
Eating & drinking places	615	629	732
Miscellaneous retail stores	478	648	638
Farm & garden supply stores	185	310	236
Retail stores, N.E.C.	---	---	27
<u>Finance, insurance, &amp; real estate</u>	627	643	662
Banking	86	91	98
Commercial & stock savings banks	86	91	98
Real estate	20	---	32
<u>Services</u>	1,675	1,773	1,974
Hotels & other lodging places	23	133	63+
Hotels, tourist courts, & motels	23	25	---
Personal services	238	264	263
Laundries, cleaning & dyeing plants	76	76	79
Beauty shops	---	---	14
Amusement & recreation services, N.E.C.	38	---	---
Medical & other health services	592	559	647
Hospitals	---	D	D
Legal services	25	24	23
Nonprofit membership organizations	161	172	267
Religious organizations	16	---	---

## GROUP D

Counties: Sioux, Lyon, Osceola, and O'Brien

	Number of Employees Mid-March Pay Period		
	1965	1966	1967
<u>Agricultural services, forestry, fisheries</u>	31+	67+	116
Agricultural services, hunting, trapping	31+	26+	80
Animal husbandry services	24	---	---
<u>Mining</u>	D	D	D
<u>Contract construction</u>	508	542	506
General contractors, buildings	98	120	D
Special trade contractors	178	197	175
Plumbing, heating, air conditioning	37	42	41
Carpentering & wood flooring	26	34	30
Carpentering	26	34	30
<u>Manufacturing</u>	1,854	1,984	2,100
Food & kindred products	486	377	432
Dairy products	D	D	D
Creamery butter	D	D	D
Miscellaneous food preparations	---	---	D
Soybean oil mills	---	---	D
Fabricated metal products	D	D	D
Fabricated structural metal products	D	D	---
Fabricated plate work (boiler shops)	D	D	---
Electrical machinery	D	D	D
Electronic components	D	D	D
Electronic components, N.E.C.	D	D	D
Machinery except electrical	---	106	126
<u>Transportation &amp; other public utilities</u>	603	571	598
Trucking & warehousing	326	259	284
Trucking, local & long distance	210+	130+	135+
Trucking without storage	210+	130+	135+
<u>Wholesale trade</u>	739	545	546
Groceries & related products	D	D	---
Dairy products	D	D	---
Farm products - raw materials	222	---	---
Miscellaneous wholesalers	148	118	89
Petroleum bulk stations & terminals	113	78	D

## GROUP D (Continued)

	Number of Employees Mid-March Pay Period		
	<u>1965</u>	<u>1966</u>	<u>1967</u>
<u>Retail trade</u>	2,339	2,567	2,643
Building materials & farm equipment	363	408	392
Hardware & farm equipment	237	262	238
Hardware stores	31	38	41
Farm equipment dealers	114	125	133
General merchandise	138	112	77
Food	492	477	490
Grocery stores	255+	271+	325
Automotive dealers & service stations	425	391	483
New & used car dealers	75	150	160
Gasoline service stations	180	189	203
Apparel & accessories	50+	51+	100
Furniture & home furnishings	61	72	66
Eating & drinking places	371	354	368
Miscellaneous retail stores	309	523	562
Farm & garden supply stores	121	331	308
<u>Finance, insurance &amp; real estate</u>	400	427	432
Banking	109	116	124
Commercial & stock savings banks	109	116	124
Insurance agents, brokers, & service	18	22	---
<u>Services</u>	1,301	1,515	1,602
Personal services	78	72	82
Beauty shops	---	27	---
Automobile repair, services & garages	14	17	---
Automobile repair shops	14	17	---
Amusement & recreation services, N.E.C.	39	60	62
Medical & other health services	447	583	609
Offices of physicians & surgeons	26	---	---
Hospitals	D	D	D
Educational services	242	309	346
Elementary & secondary schools	95	124	127
Colleges & universities	D	D	D
Nonprofit membership organizations	103	115	111
Religious organizations	79	89	78

GROUP E

Counties: Webster, Buena Vista, Pocahontas, Humboldt, Sac, Calhoun, Hamilton, Carroll, Greene, and Wright

	Number of Employees Mid-March Pay Period		
	1965	1966	1967
<u>Agricultural services, forestry, fisheries</u>	268+	331+	339+
Agricultural services, hunting, trapping	182+	291	261+
Animal husbandry services	---	18	---
<u>Mining</u>	57+	D	64+
<u>Contract construction</u>	1,801	1,996+	1,913
General contractors, buildings	437+	866	581+
General contractors, except buildings	46	59	57
Special trade contractors	914+	804+	552+
Plumbing, heating, air conditioning	106	109	127
Painting, paper hanging	---	15	---
Carpentering & wood flooring	---	34	39
Miscellaneous special trade contractors	D	---	---
Structural steel erection	D	---	---
<u>Manufacturing</u>	8,351	9,283	9,777
Food & kindred products	3,024+	3,050+	3,075+
Meat products	D	1,395+	1,469+
Meat packing plants	D	D	D
Sausages & other prepared meats	D	D	D
Poultry & small game packing, wholesale	---	---	D
Grain mill products	213	230	256+
Prepared feed for animals & fowls	213	230	256+
Dairy products	D	D	D
Creamery butter	D	D	D
Canned & frozen foods	D	D	D
Frozen fruits, juices & vegetables	---	D	D
Bakery products	D	D	D
Bread & related products	D	D	D
Miscellaneous food preparation	---	D	D
Soybean oil mills	---	D	D
Apparel & related products	---	---	101
Printing & publishing	292	318	138
Newspapers	D	D	D
Chemicals & allied products	D	D	D
Drugs	D	D	D
Pharmaceutical preparations	D	D	D

## GROUP E (Continued)

	Number of Employees Mid-March Pay Period		
	<u>1965</u>	<u>1966</u>	<u>1967</u>
<u>Manufacturing (Continued)</u>			
Stone, clay, & glass products	1,083	1,106	1,049
Structural clay products	246	196	229
Brick & structural clay tile	D	D	D
Structural clay products, N.E.C.	D	---	---
Concrete, gypsum, & plaster products	837	910	821
Gypsum products	809	875	787
Primary metal industries	---	---	D
Machinery, except electrical	671	974+	964+
Farm machinery & equipment	D	128+	126+
Metalworking machinery	D	D	D
Metalworking machinery, N.E.C.	D	D	D
Service industry machines	---	D	D
Measuring & dispensing pumps	---	D	D
Electrical machinery	D	D	D
Household appliances	D	D	D
Household refrigerators & freezers	D	---	---
Household laundry equipment	---	D	D
Electronic components	D	---	D
Electronic components, N.E.C.	D	---	D
Transportation equipment	---	D	D
Transportation equipment, N.E.C.	---	D	D
Transportation equipment, N.E.C.	---	D	D
Miscellaneous manufacturing	---	---	D
Toys & sporting goods	---	---	D
Sporting & athletic goods, N.E.C.	---	---	D
Administrative & auxiliary	D	---	---
<u>Transportation &amp; other public utilities</u>	2,305	2,344	2,471
Trucking & warehousing	910	964	1,008
Trucking, local & long distance	391+	650+	682+
Trucking without storage	292+	302+	79+
Communication	325	332	372
Telephone communication	157	154+	158+
Electric, gas & sanitary service	D	D	D
Combination companies & systems	D	D	D
Electric & other services combined	D	D	D
<u>Wholesale trade</u>	3,015	2,856	3,020
Motor vehicles & automotive equipment	125	134	137
Automotive equipment	86	92	95
Drugs, chemicals & allied products	---	179	204
Drugs, proprietaries & sundries	---	D	D
Groceries & related products	121+	112+	241+
Poultry & poultry products	D	D	D



## GROUP E (Continued)

Number of Employees  
Mid-March Pay Period

	<u>1965</u>	<u>1966</u>	<u>1967</u>
<u>Wholesale trade (Continued)</u>			
Farm products - raw materials	656	413	374
Machinery, equipment, & supplies	166	153	141+
Commercial & industrial machinery	---	---	D
Miscellaneous wholesalers	1,011	806	940
Petroleum bulk stations & terminals	250	110+	50
Wholesalers, N.E.C.	194	---	---
<u>Retail trade</u>	<u>9,114</u>	<u>10,145</u>	<u>10,236</u>
Building materials & farm equipment	1,318	1,421	1,479
Lumber & other building materials	202+	80	142
Hardware & farm equipment	712	870	924
Hardware stores	142	89	40
Farm equipment dealers	397	601	652
General merchandise	957	1,349	1,179
Department stores	313	465	419
Limited price variety stores	106	D	150
General merchandise stores, N.E.C.	D	167	D
Food	1,488	1,557	1,483
Grocery stores	1,031+	815+	785+
Automotive dealers & service stations	1,462	1,566	1,596
New & used car dealers	527	486	587
Gasoline service stations	520+	536+	615+
Apparel & accessories	471	447	448
Mens & boys clothing & furnishings	69	74	75
Shoe stores	80	49	---
Furniture & home furnishings	56+	74+	136
Furniture & home furnishings	70	62	72
Furniture stores	52	41	43
Radio & TV music stores	35	36	---
Eating & drinking places	1,788	1,874	1,976
Miscellaneous retail stores	1,053	1,347	1,451
Drug stores & proprietary stores	89	92	97
Farm & garden supply stores	396	667	574
Retail stores, N.E.C.	60	60	64
<u>Finance, insurance, &amp; real estate</u>	<u>1,765</u>	<u>1,775</u>	<u>1,825</u>
Banking	334	348	375
Commercial & stock savings banks	334	348	375
Credit agencies other than banks	79	92	96
Personal credit institutions	55	62	67
Insurance carriers	227	238	272
Fire, marine, & casualty insurance	D	D	D
Insurance agents, brokers & service	122	131	78
Real estate	89	98	89
Real estate operators	66	69	67

## GROUP E (Continued)

	Number of Employees Mid-March Pay Period		
	<u>1965</u>	<u>1966</u>	<u>1967</u>
<u>Services</u>	5,419	5,930	6,150
Hotels & other lodging places	518	413	665+
Hotels, tourist courts & motels	D	D	D
Rooming & boarding houses	D	D	D
Personal services	579	592	647
Laundries, cleaning & dyeing plants	117	129	121
Beauty shops	68	74	92
Miscellaneous business services	81	82	74
Automobile repair, services & garages	104	98	80
Automobile repair shops	13+	57	60
General automobile repair shops	22	23	25
Miscellaneous repair services	17	17	---
Amusement & recreation services, N.E.C.	---	---	106
Medical & other health services	2,083	2,159	2,327
Offices of physicians & surgeons	83	82	83
Offices of dentists & dental surgeons	D	35	38
Hospitals	D	D	D
Health & allied services, N.E.C.	---	---	104
Legal services	51	94	121
Educational services	D	103+	125+
Colleges & universities	---	D	D
Elementary & secondary schools	---	103	125
Nonprofit membership organizations	520	891	643
Labor organizations	---	81	106
Civic, social, fraternal associations	80	79	102
Religious organizations	73	74	82
Miscellaneous services	65	70	85
Accounting, auditing, & bookkeeping	43	40	53

## GROUP F

Counties: Marshall, Hardin, Poweshiek, and Tama


	Number of Employees Mid-March Pay Period		
	1965	1966	1967
<u>Agricultural services, forestry, fisheries</u>	59+	131+	98+
Agricultural services, hunting, trapping	D	77+	69+
Animal husbandry services	15+	12+	---
<u>Mining</u>	115+	171+	185+
Nonmetallic minerals, except fuels	115	171	185
Crushed & broken stone	D	162	D
<u>Contract construction</u>	1,001	1,604	1,306
General contractors, buildings	163+	654	281+
General contractors, except buildings	D	D	D
Heavy construction, N.E.C.	D	D	D
Special trade contractors	399	257+	417+
Plumbing, heating, air conditioning	105	120	129
<u>Manufacturing</u>	6,294	6,884	7,105
Food & kindred products	678	709	800
Meat products	D	D	D
Meat packing plants	D	D	D
Dairy products	141	126	135
Fluid milk	D	D	D
Grain mill products	---	114	---
Prepared feed for animals & fowls	---	114	---
Paper & allied products	D	D	D
Paperboard mills	D	D	D
Printing & publishing	137	141	143
Primary metal industries	667	729	701
Iron & steel foundries	D	D	D
Gray iron foundries	D	D	D
Nonferrous foundries	D	D	D
Nonferrous castings, N.E.C.	D	D	D
Fabricated metal products	D	D	D
Fabricated metal products, N.E.C.	D	D	D
Valves & pipe fittings	D	D	D
Machinery, except electrical	1,199	1,323	1,073
Farm machinery & equipment	D	D	D
Service industry machines	D	D	D
Commercial refrigeration machinery	D	D	D

## GROUP F (Continued)

	Number of Employees Mid-March Pay Period		
	<u>1965</u>	<u>1966</u>	<u>1967</u>
<u>Manufacturing (Continued)</u>			
Instruments & related products	D	D	D
Mechanical measuring devices	D	D	D
Mechanical measuring devices	D	D	D
<u>Transportation &amp; other public utilities</u>	1,264	1,287	1,228
Trucking & warehousing	414+	395+	339+
Trucking, local & long distance	340+	355+	315+
Trucking without storage	140+	100+	93+
Communication	116+	123	138
Telephone communication	D	D	D
Electric, gas & sanitary service	D	D	D
Combination companies & systems	D	D	D
Electric & other services combined	D	D	D
<u>Wholesale trade</u>	906	940	926
Farm products - raw materials	118	115	94
Miscellaneous wholesalers	363	397	401
<u>Retail trade</u>	4,734	5,139	5,376
Building materials & farm equipment	616	709	711
Lumber & other building materials	46	---	D
Hardware and farm equipment	367	369	480
Hardware stores	---	---	30
Farm equipment dealers	158	249	182
General merchandise	464	498	501
Department stores	D	D	D
Food	745	737	802
Grocery stores	668	661	725
Automotive dealers & service stations	883	938	908
New & used car dealers	451	480	473
Gasoline service stations	306+	327+	310+
Apparel & accessories	258	253	264
Women's ready-to-wear stores	90	---	---
Furniture & home furnishings	182	159	135
Furniture & home furnishings	79	86	81
Eating & drinking places	913	1,040	1,153
Miscellaneous retail stores	662	761	825
Drug stores & proprietary stores	39	37	37
Farm & garden supply stores	355	417	468

## GROUP F (Continued)

	Number of Employees Mid-March Pay Period		
	1965	1966	1967
<u>Finance, insurance, &amp; real estate</u>	823	966	955
Banking	105	262	259
Commercial & stock savings banks	105	262	259
Credit agencies other than banks	47	62	63
Personal credit institutions	36	49	47
Insurance carriers	---	D	36+
Fire, marine, & casualty insurance	---	D	D
Insurance agents, brokers, & service	33+	48	---
Fire, marine & casualty insurance	D	---	---
Real estate	87	107	97
Real estate operators	25	36	31
<u>Services</u>	2,461	2,604	2,769
Hotels & other lodging places	83	76	107
Hotels, tourist courts, & motels	79	---	52+
Personal services	286	308	267
Laundries, cleaning & dyeing plants	65	77	80
Beauty shops	72	75	79
Miscellaneous business services	---	---	27
Automobile repair, services, & garages	41	58	92
Automobile repair shops	30	27	24
General automobile repair shops	21	---	---
Miscellaneous repair services	60	36	---
Amusement & recreation services	33	---	---
Medical & other health services	1,005	1,026	1,092
Offices of physicians & surgeons	84	15+	93
Offices of dentists & dental surgeons	55	29	44
Hospitals	D	D	D
Health & allied services, N.E.C.	D	167	D
Legal services	61	58	56
Educational services	D	D	D
Colleges & universities	D	D	D
Nonprofit membership organizations	194	241	238
Civic, social, fraternal associations	48	81	67
Religious organizations	17	20	21



GROUP G

Counties: Black Hawk, Butler, Bremer, Grundy, and Buchanan

	Number of Employees Mid-March Pay Period		
	<u>1965</u>	<u>1966</u>	<u>1967</u>
<u>Agricultural services, forestry, fisheries</u>	156+	153+	136+
Agricultural services, hunting, trapping	74+	77+	105
Animal husbandry services	30+	31	38
<u>Mining</u>	45+	43+	46+
<u>Contract construction</u>	1,539	2,065	2,015
General contractors, buildings	568	926	862
General contractors, except buildings	D	D	D
Heavy construction, N.E.C.	---	---	55
Special trade contractors	761	945	958
Plumbing, heating, air conditioning	169	184	193
Painting, paper hanging	63	69	64
Electrical work	101	125	122
Masonry, stonework, plastering	101	158	149
Masonry & other stonework	56	115	99
Carpentering & wood flooring	17	52	21
Carpentering	---	22	---
Roofing & sheet metal work	54	78	83
Misc. special trade contractors	67	85	95
<u>Manufacturing</u>	20,330	22,227	23,503
Ordnance & accessories	D	D	D
Food & kindred products	5,888	5,266	5,234
Meat products	D	D	D
Meat packing plants	D	D	D
Dairy products	D	D	277+
Condensed & evaporated milk	D	D	D
Fluid milk	168	184	193
Grain mill products	126	D	D
Prepared feed for animals & fowls	126	D	D
Bakery products	D	D	265
Bread & related products	D	D	265
Beverage industries	D	219	D
Bottled & canned soft drinks	D	219	D
Apparel & related products	D	D	D
Men's & boys' furnishings	D	D	D
Men's & boys' clothing, N.E.C.	D	D	D
Fabricated textiles, N.E.C.	D	D	D
Canvass products	D	D	D

## GROUP G (Continued)

Number of Employees  
Mid-March Pay Period

	<u>1965</u>	<u>1966</u>	<u>1967</u>
<u>Manufacturing (Continued)</u>			
Paper & allied products	D	D	D
Paperboard mills	D	D	D
Corrugated & solid fiber boxes	---	---	D
Printing & publishing	547	656	732
Newspapers	D	D	D
Commercial printing	D	D	D
Commercial printing, letterpress	145	207	260
Rubber & plastics products, N.E.C.	D	D	D
Miscellaneous plastics products	D	D	D
Stone, clay, & glass products	128	510	314
Products of purchased glass	---	D	D
Concrete, Gypsum & plaster products	128	D	D
Other concrete products	103	134	128
Primary metal industries	327	319	361
Iron & steel foundries	194	190	223
Gray iron foundries	194	D	D
Fabricated metal products	1,200	1,314	1,462
Cutlery, hand tools, hardware	133	D	166
Hardware, N.E.C.	D	D	D
Fabricated structural metal products	D	D	D
Sheet metal work	D	D	D
Metal stampings	D	D	D
Machinery, except electrical	10,096	11,096+	12,699
Farm machinery & equipment	D	D	D
Construction & like equipment	432+	616+	648+
Construction machinery & equipment	D	D	D
Metalworking machinery	173	198	277
Special dies & tools	173	198	277
General industrial machinery	D	D	D
Pumps & compressors	D	D	D
<u>Transportation &amp; other public utilities</u>	<u>2,192</u>	<u>2,425</u>	<u>2,471</u>
Local passenger transportation	125	124	120
Trucking & warehousing	908+	1,052+	1,016+
Trucking, local & long distance	823	975	961+
Trucking without storage	702	849	825+
Communication	D	D	D
Telephone communication	D	D	D
Electric, gas & sanitary service	D	D	D
Combination companies & systems	D	D	D
Electric & other services combined	D	D	D



## GROUP G (Continued)

	Number of Employees Mid-March Pay Period		
	1965	1966	1967
<u>Wholesale trade</u>	2,645	2,693	2,891
Motor vehicles & automotive equipment	238	237	252
Automotive equipment	174	171	172
Drugs, chemicals & allied products	---	69	62
Groceries & related products	226	267	238
Farm products - raw materials	234	122	95
Hardware, plumbing, heating equipment	191	201	213
Plumbing & heating equipment	132	141	148
Machinery, equipment & supplies	290	314	438
Commercial & industrial machinery	209	215	313
Miscellaneous wholesalers	859	845	958
Petroleum bulk stations & terminals	105	106	---
Lumber & construction materials	92	---	120
Wholesalers, N.E.C.	174	212	286
Administrative & auxiliary	D	D	D
<u>Retail trade</u>	8,654	9,380	10,019
Building materials & farm equipment	729	827	859
Lumber & other building materials	98+	126+	123+
Paint, glass & wallpaper stores	47	---	---
Hardware & farm equipment	405	472	498
Hardware stores	65	66	126
Farm equipment dealers	170	318	332
General merchandise	1,239	1,319	1,546
Department stores	702	750	844
Limited price variety stores	258	321	365
Food	1,543	1,578	1,639
Grocery stores	1,074+	1,101+	1,163+
Automotive dealers & service stations	1,636	1,826	1,935
New & used car dealers	727	775	811
Used car dealers	22	---	---
Tire, battery, & accessory dealers	85	115	77
Gasoline service stations	538+	632+	710+
Apparel & accessories	505	449	458
Men's & boys' clothing & furnishings	126	110	113
Women's ready-to-wear stores	176	179	166
Shoe stores	114	114	148
Furniture & home furnishings	D	28+	D
Furniture & home furnishings	154	180	169
Furniture stores	113	132	129
Household appliance stores	D	55	---
Radio, television, & music stores	46	D	55


## GROUP G (Continued)

Number of Employees  
Mid-March Pay Period

	<u>1965</u>	<u>1966</u>	<u>1967</u>
<u>Retail trade (Continued)</u>			
Eating & drinking places	1,722	1,744	1,896
Miscellaneous retail stores	882	1,128	1,214
Drug stores & proprietary stores	207	283	291
Farm & garden supply stores	221	320	353
Jewelry stores	42	39	44
Fuel & ice dealers	---	96	96
Retail stores, N.E.C.	127	146	172
Optical goods stores	---	30	45
<u>Finance, insurance, and real estate</u>	<u>1,873</u>	<u>1,872</u>	<u>1,964</u>
Administrative & auxiliary	D	---	318+
Banking	305	313	318
Commercial & stock savings banks	305	313	236
Credit agencies other than banks	200	216	121
Personal credit institutions	91	97	236
Insurance carriers	252	234	208
Life insurance	222	208	---
Insurance agents, brokers, & service	155	139	---
Real estate	237	234	223
Real estate operators	111	110	113
Agents, brokers, & managers	---	D	27
Subdividers & developers	78	63	49
Administrative & auxiliary	---	D	---
<u>Services</u>	<u>6,211</u>	<u>6,215</u>	<u>6,816</u>
Hotels & other lodging places	268	266	289
Hotels, tourist courts, & motels	D	D	D
Rooming & boarding houses	---	---	D
Personal services	655	722	727
Laundries, cleaning & dyeing plants	311	331	320
Cleaning, dyeing plants, except rug	145	149	146
Power laundries, family & commercial	133	146	137
Beauty shops	169	188	190
Barber shops	30	42	41
Funeral service & crematories	---	---	48
Miscellaneous business services	670	462	426
Business services, N.E.C.	457	244	339
Business services, N.E.C.	390	182	264
Automobile repair, services, & garages	193	177	225
Automobile repair shops	104	109	28+
General automobile repair shops	42	34	38

## GROUP G (Continued)

<u>Services (Continued)</u>	<u>Number of Employees</u> <u>Mid-March Pay Period</u>		
	<u>1965</u>	<u>1966</u>	<u>1967</u>
Miscellaneous repair services	78	72	92
Miscellaneous repair shops	45	41	54
Repair shops, N.E.C.	---	---	22
Amusement & recreation services, N.E.C.	276	259	294
Producers, orchestras, entertainers	D	---	---
Bowling alleys & billiard parlors	173	173	183
Other amusement & recreation services	64	55	69
Medical & other health services	2,314	2,361	2,718
Offices of physicians & surgeons	256	267	269
Offices of dentists & dental surgeons	107	112	118
Hospitals	1,227+	1,254+	1,428+
Health & allied services, N.E.C.	201	236	445
Legal services	104	104	110
Educational services	153+	161+	167+
Elementary & secondary schools	D	D	D
Colleges & universities	D	D	D
Nonprofit membership organizations	782	849	978
Labor organizations	157	149	171
Civic, social, fraternal associations	207	238	270
Religious organizations	130	134	149
Charitable organizations	---	111	133
Miscellaneous services	150	208	229
Engineering & architectural services	74	113	144
Accounting, auditing, & bookkeeping	68	87	78



## GROUP H

Counties: Dubuque, Delaware, and Jackson

	Number of Employees Mid-March Pay Period		
	1965	1966	1967
<u>Agricultural services, forestry, fisheries</u>	46+	54+	76
Agricultural services, hunting, trapping	46	45	53
Animal husbandry services	29	30	33
<u>Mining</u>	66+	57+	71
<u>Contract construction</u>	1,081	1,317	1,378
General contractors, buildings	366	488	469
General contractors, except buildings	---	55	54
Special trade contractors	641	749	799
Plumbing, heating, air conditioning	184	196	221
Painting, paper hanging	57	66	56
Electrical work	72	81	95
Masonry, stonework, plastering	69	97	105
Masonry & other stonework	39	58	62
Carpentering & wood flooring	37	48	47
Carpentering	D	---	47
Miscellaneous special trade contractors	---	---	96
<u>Manufacturing</u>	13,476	14,818	14,437
Food & kindred products	3,617+	3,818	3,901
Meat products	D	D	D
Meat packing plants	D	D	D
Poultry & small game packing, wholesale	D	D	D
Dairy products	213+	453	127+
Fluid milk	150	151	D
Cheese, natural & processed	---	D	---
Bakery products	267	D	D
Bread & related products	267	D	D
Beverage industries	D	---	102
Apparel & related products	140	147	157
Lumber & wood products	D	712	678
Millwork & related products	D	D	D
Millwork plants	D	D	D
Furniture & fixtures	D	D	D
Household furniture	D	D	D
Wood furniture, upholstered	D	D	D

## GROUP H (Continued)

Number of Employees  
Mid-March Pay Period

	<u>1965</u>	<u>1966</u>	<u>1967</u>
<u>Manufacturing (Continued)</u>			
Paper & allied products	D	D	D
Building paper & building board mills	D	D	D
Paperboard containers & boxes	D	D	D
Corrugated & solid fiber boxes	D	D	D
Printing & publishing	420	420	423
Newspapers	D	D	D
Books	104	D	D
Chemicals & allied products	243	274	281
Cleaning & toilet goods	138	D	D
Polishes & sanitation goods	D	D	D
Agriculture chemicals	---	D	D
Fertilizers	---	D	D
Fabricated metal products	840	944	925
Plumbing & nonelectric heating	D	D	D
Plumbing fixtures (brass goods)	D	D	D
Fabricated structural metal products	138	172	194
Sheet metal work	---	---	D
Metal stampings	D	D	D
Fabricated metal products, N.E.C.	---	---	D
Machinery, except electrical	D	D	D
Radio, TV receiving equipment	D	---	---
Radios & TV receiving sets	D	---	---
Engines & turbines	D	D	D
Internal combustion engines, N.E.C.	D	D	D
Farm machinery & equipment	D	D	D
General industrial machinery	D	D	D
Mechanical power transmission equipment	D	D	D
Electrical machinery	195	D	D
Radio, TV receiving equipment	---	D	D
Radios & TV receiving sets	---	D	D
Electronic components	---	D	D
Miscellaneous manufacturing	171	242	D
Toys & sporting goods	D	D	D
Games & toys, N.E.C.	D	D	D
<u>Transportation &amp; other public utilities</u>	<u>1,525</u>	<u>1,598</u>	<u>1,675</u>
Local passenger transportation	D	150	161
Trucking & warehousing	626	630	674
Trucking, local & long distance	519+	545	595
Trucking without storage	62+	91+	102+
Public warehousing	56	58	65

## GROUP H (Continued)

Number of Employees  
Mid-March Pay Period

	<u>1965</u>	<u>1966</u>	<u>1967</u>
<u>Transportation &amp; other public utilities (Cont)</u>			
Communication	220	215	232
Telephone communication	D	D	D
Electric, gas & sanitary service	D	D	D
Combination companies & systems	D	D	D
Electric & other services combined	D	D	D
<u>Wholesale trade</u>	1,618	1,483	1,532
Motor vehicles & automotive equipment	179	186	188
Automotive equipment	D	D	D
Drugs, chemicals, & allied products	D	---	---
Groceries & related products	183	182	146
Electrical goods	---	104	137
Machinery, equipment & supplies	76	91	96
Commercial & industrial machinery	46	60	67
Miscellaneous wholesalers	559	516	557
Petroleum bulk stations & terminals	102+	157	121
Wholesalers, N.E.C.	114+	169	188
<u>Retail trade</u>	5,394	5,701	6,122
Building materials & farm equipment	439	557	583
Lumber & other building materials	129	191	197
Hardware & farm equipment	188	223	251
Hardware stores	34	33	35
Farm equipment dealers	75	90	111
General merchandise	1,012	1,127	1,204
Department stores	480	514	754
Mail order houses	---	---	D
Limited price variety stores	D	195	D
General merchandise stores, N.E.C.	D	D	---
Food	826	746	829
Grocery stores	652+	654	718
Automotive dealers & service stations	867	918	946
New & used car dealers	278	302	298
Tire, battery, & accessory dealers	---	81	---
Gasoline service stations	299	325	353
Apparel & accessories	67+	269	45+
Shoe stores	62	66	64
Furniture & home furnishings	178	D	209
Furniture & home furnishings	95	105	112
Eating & drinking places	1,131	1,137	1,247
Miscellaneous retail stores	573	609	691
Drug stores & proprietary stores	154	171	199
Farm & garden supply stores	166	194	211
Retail stores, N.E.C.	55	61	66

## GROUP H (Continued)

	Number of Employees Mid-March Pay Period		
	<u>1965</u>	<u>1966</u>	<u>1967</u>
<u>Finance, insurance, &amp; real estate</u>	1,109	1,188	1,219
Banking	289	301	319
Commercial & stock savings banks	289	301	319
Credit agencies other than banks	273	303	287
Personal credit institutions	252	263	255
Insurance carriers	94	107	105
Insurance agents, brokers, & service	95	96	103
Real estate	140	153	151
Real estate operators	76	89	90
Agents, brokers, & managers	20	15	---
<u>Services</u>	4,709	5,064	5,370
Hotels & other lodging places	313	377	320
Hotels, tourist courts, & motels	199	206	196
Rooming & boarding houses	D	17+	---
Personal services	351	471	390
Laundries, cleaning & dyeing plants	134	155	161
Beauty shops	105	140	131
Barber shops	21	---	22
Funeral service & crematories	27	26	31
Miscellaneous business services	112	140	157
Business services, N.E.C.	30	58	66
Automobile repair, services & garages	157	121	113
Automobile repair shops	D	63	D
General automobile repair shops	29	26	24
Miscellaneous repair services	28	27	25
Amusement & recreation services, N.E.C.	166	174	208
Bowling alleys & billiard parlors	105	114	120
Medical & other health services	1,739	1,956	2,128
Offices of physicians & surgeons	88	214	236
Offices of dentists & dental surgeons	48	52	48
Hospitals	1,087	1,166	1,430
Health & allied services, N.E.C.	296	300	184
Legal services	46	51	54
Educational services	726	801	852
Elementary & secondary schools	D	D	D
Colleges & universities	460	517	546
Nonprofit membership organizations	592	606	612
Labor organizations	69	70	83
Civic, social, fraternal associations	103	93	105
Religious organizations	218	240	239
Charitable organizations	---	---	104
Miscellaneous services	130	143	168
Engineering, auditing & bookkeeping	---	---	D



GROUP I

Counties: Scott, Clinton, Muscatine, and Louisa

	Number of Employees Mid-March Pay Period		
	1965	1966	1967
<u>Agricultural services, forestry, fisheries</u>	116+	131+	130+
Agricultural services, hunting, trapping	81	131	87
Horticultural services	---	90	58
<u>Mining</u>	149+	151+	145+
<u>Contract construction</u>	2,584	3,405	3,245
General contractors, buildings	837	1,212	1,053
General contractors, except buildings	133	378	303
Heavy construction, N.E.C.	---	214	175
Special trade contractors	1,531	1,712	1,788
Plumbing, heating, air conditioning	531	570	584
Painting, paper hanging	119	159	156
Electrical work	191	192	242
Masonry, stonework, plastering	116	127	104
Masonry & other stonework	60	70	63
Carpentering & wood flooring	102	98	103
Carpentering	39+	29+	77
Roofing and sheet metal work	63	---	---
Concrete work	D	---	---
Miscellaneous special trade contractors	183	187	203
Excavating & foundation work	---	75	---
Special trade contractors, N.E.C.	---	---	110
<u>Manufacturing</u>	23,820	24,967	26,968
Food & kindred products	4,360+	4,384+	5,038+
Meat products	D	D	D
Meat packing plants	D	D	D
Poultry & small game packing, wholesale	---	D	D
Dairy products	211	226	255
Fluid milk	D	D	D
Canned & frozen foods	D	D	D
Canned fruits, vegetables & jellies	D	D	D
Grain mill products	228+	252+	215+
Prepared feed for animals & fowls	D	D	215+
Wet corn milling	D	D	D

## GROUP I (Continued)

Number of Employees  
Mid-March Pay Period

<u>Manufacturing (Continued)</u>	<u>1965</u>	<u>1966</u>	<u>1967</u>
Bakery products	591	632	842
Bread & related products	D	D	D
Biscuit, crackers & pretzels	D	D	D
Beverage industries	D	D	D
Distilled liquor except brandy	D	D	D
Confectionery & related products	D	D	D
Candy & other confectionery	D	D	D
Apparel & related products	411+	428+	463+
Men's & boys' suits & coats	D	D	D
Women's & misses' outerwear	D	D	D
Dresses	D	D	D
Women's outerwear, N.E.C.	D	D	D
Fabricated textiles, N.E.C.	---	D	D
Fabricated textiles products, N.E.C.	---	D	D
Lumber & wood products	232+	223+	216+
Millwork & related products	D	D	D
Millwork plants	D	D	D
Furniture & fixtures	D	D	D
Household furniture	D	D	D
Wood furniture, not upholstered	D	D	D
Office furniture	D	D	D
Metal office furniture	D	D	D
Paper & allied products	D	D	D
Paperboard containers	D	D	D
Folding paperboard boxes	D	D	D
Sanitary food containers	D	D	D
Printing & publishing	875	870	922
Newspapers	D	D	D
Commercial printing	183	181	188
Commercial printing, lithographic	134	126	129
Chemicals & allied products	D	124+	163+
Basic chemicals	---	---	D
Fibers, plastics, rubbers	D	D	D
Plastics materials	D	D	D
Rubber & plastics products, N.E.C.	D	D	D
Tires & inner tubes	D	D	D
Stone, clay & glass products	415	400	360
Cement, hydraulic	D	D	D
Concrete, gypsum, & plaster products	D	D	---

## GROUP I (Continued)

Number of Employees  
Mid-March Pay Period

	<u>1965</u>	<u>1966</u>	<u>1967</u>
<u>Manufacturing (Continued)</u>			
Fabricated metal products	646	715	729
Fabricated structural metal products	133+	107+	D
Fabricated structural steel	D	D	D
Fabricated wire products, N.E.C.	D	D	---
Metal stampings	---	---	D
Machinery, except electrical	3,484+	3,757+	4,300+
Engines & turbines	D	D	D
Internal combustion engines, N.E.C.	D	D	D
Farm machinery & equipment	D	D	2,242
Construction & like equipment	D	D	D
Construction machinery & equipment	D	D	D
Metalworking machinery	304	319	372
Special dies & tools	D	D	319
Special industry machinery	240	253	244
Food products machinery	D	D	D
General industrial machinery	240	D	D
Pumps & compressors	D	D	D
Machinery, except electrical, N.E.C.	125	181	179
Electrical machinery	D	---	---
Communication equipment	D	---	---
Radio, TV communication equipment	D	---	---
Instruments & related products	D	D	D
Scientific instruments	D	D	D
Watches, clocks & parts	---	D	D
Watches & clocks	---	D	D
Miscellaneous manufacturing	395	391	284
Costume jewelry & notions	369	360	252
Buttons	369	360	252
<u>Transportation &amp; other public utilities</u>	<u>2,952</u>	<u>3,054</u>	<u>3,216</u>
Local passenger transportation	---	167	307
Trucking & warehousing	955	770	709+
Trucking, local & long distance	469+	500+	607+
Trucking without storage	187+	70+	130+
Public warehousing	---	---	D
Communication	733	777+	816
Telephone communication	D	D	D
Radio broadcasting & television	D	D	D
Electric, gas & sanitary service	135+	143+	D
Electric companies & systems	D	D	D
Combination companies & systems	D	D	D
Electric & other services combined	D	D	D

## GROUP I (Continued)

	Number of Employees Mid-March Pay Period		
	<u>1965</u>	<u>1966</u>	<u>1967</u>
<u>Wholesale trade</u>	4,269	4,394	4,788
Motor vehicles & automotive equipment	345	334	345
Automotive equipment	210	203	212
Drugs, chemicals & allied products	239+	98+	102+
Chemicals & allied products, N.E.C.	D	D	D
Paints & varnishes	D	---	---
Groceries & related products	848	910	992
Groceries, general line	---	126	120
Groceries & related products, N.E.C.	196+	150+	123+
Electrical goods	319	372	423
Electrical apparatus & equipment	189	266	314
Electrical appliances, TV & radios	102	---	---
Hardware, plumbing, heating equipment	143	138	144
Machinery, equipment & supplies	648	670	757
Commercial & industrial machinery	567	585	667
Miscellaneous wholesalers	1,014	1,126	1,220
Metals & minerals, except petroleum	82	82	86
Petroleum bulk stations & terminals	236	206	126
Scrap & waste materials	267	321	366
Lumber & construction materials	---	---	59
Wholesaler, N.E.C.	97	85	100
Administrative & auxiliary	---	138	164
<u>Retail trade</u>	12,524	13,114	13,754
Building materials & farm equipment	403+	899	921
Lumber & other building materials	304	300	227+
Paint, glass & wallpaper stores	---	144	163
Hardware & farm equipment	268	202+	216+
Hardware stores	72	133	D
Farm equipment dealers	96	65+	198
General merchandise	2,815	2,823	3,018
Department stores	1,739	1,673	1,775
Mail order houses	D	D	D
Limited price variety stores	342	358	336
Directed selling organizations	D	D	148
General merchandise stores, N.E.C.	D	192	D
Food	1,885	1,932	1,941
Grocery stores	1,629+	1,757	1,683
Automotive dealers & service stations	2,045	2,153	2,179
New & used car dealers	884	982	931
Tire, battery, & accessory dealers	87	99	121
Gasoline service stations	915	905	962

## GROUP I (Continued)

	Number of Employees Mid-March Pay Period		
	<u>1965</u>	<u>1966</u>	<u>1967</u>
<u>Retail trade (Continued)</u>			
Apparel & accessories	722	725	771
Men's & boys' clothing & furnishings	112	117	117
Women's ready-to-wear stores	160	153	160
Women's accessory & specialty stores	27	---	---
Shoe stores	109	98	175
Furniture & home furnishings	470+	503+	501+
Furniture & home furnishings	289	291	276
Furniture stores	189	204	175
Household appliance stores	104	113	119
Radio, television, & music stores	102	108	118
Eating & drinking places	2,343	2,381	2,637
Miscellaneous retail stores	1,173	1,341	1,362
Drug stores & proprietary stores	367	385	381
Farm & garden supply stores	214	257	301
Fuel & ice dealers	---	---	109
Retail stores, N.E.C.	310	266	267
Miscellaneous retail stores	33	50	50
Administrative & auxiliary	D	179	---
<u>Finance, insurance, &amp; real estate</u>	<u>2,730</u>	<u>2,961</u>	<u>2,961</u>
Banking	751	806	839
Commercial & stock savings banks	751	806	839
Credit agencies other than banks	265	244	269
Personal credit institutions	131+	D	136+
Security & commodity brokers & services	103	119	120
Security brokers, flotation companies	103	119	120
Insurance carriers	557+	663+	627+
Life insurance	442	553	479
Fire, marine, & casualty insurance	100+	107+	120+
Insurance agents, brokers, & service	256	263	262
Real estate	461	516	476
Real estate operators	284	316	300
Agents, brokers, & managers	---	33	22
Combined real estate, insurance, etc.	---	55	59
<u>Services</u>	<u>9,545</u>	<u>10,518</u>	<u>11,231</u>
Hotels & other lodging places	970	962	985
Hotels, tourist courts, & motels	667	130	693
Rooming & boarding houses	D	---	---

## GROUP I (Continued)

Services (Continued)	Number of Employees Mid-March Pay Period		
	1965	1966	1967
Personal services	1,035	1,038	1,054
Laundries, cleaning & dyeing plants	620	629	626
Power laundries, family & commercial	186	198	185
Self-service laundries, dry cleaning	24	---	31
Cleaning, dyeing plants, except rug	144	136	139
Beauty shops	221	237	255
Barber shops	65	58	57
Miscellaneous business services	1,400	1,097	1,225+
Credit reporting & collection	D	131	---
Building services	D	90	85
Private agencies	D	---	---
Business services, N.E.C.	384	695+	812+
Detective agency and protective service	D	D	D
Business services, N.E.C.	169+	380	400
Business consulting services	D	D	D
Automobile repair, services & garages	304	323	335
Automobile repair shops	150+	151+	138+
General automobile repair shops	37	31	26
Miscellaneous repair services	153	195	174
Electric repair shops	55	40	40
Electrical repair shops	---	27	27
Miscellaneous repair shops	78	87	78
Amusement & recreation services, N.E.C.	390	433	402
Producers, orchestras, entertainers	---	32	39
Bowling alleys & billiard parlors	176	200	189
Other amusement & recreation services	59	51	49
Medical & other health services	2,984	3,225	3,474
Offices of physicians & surgeons	315	320	329
Offices of dentists & dental surgeons	125	103+	143
Offices of osteopathic physicians	39	40	39
Offices of chiropractors	105	D	11
Hospitals	1,717	1,302+	2,164
Health & allied services, N.E.C.	553	553	552
Legal services	199	196	191
Educational services	305	335	385
Elementary & secondary schools	D	D	173
Colleges & universities	D	D	D
Nonprofit membership organizations	933	1,009	1,145
Business associations	46	---	---
Labor organizations	79	97	115
Civic, social, fraternal association	348	387	373
Religious organizations	137	165	174
Nonprofit member organizations, N.E.C.	D	D	34+
Miscellaneous services	223+	263+	304+
Engineering & architectural services	148+	152+	168+
Accounting, auditing & bookkeeping	59	73	115

GROUP J

Counties: Linn, Benton, Iowa, Johnson, Jones, Cedar, and Washington

	Number of Employees Mid-March Pay Period		
	1965	1966	1967
<u>Agricultural services, forestry, fisheries</u>	373	330+	266+
Agricultural services, hunting, trapping	300	330	235+
Animal husbandry services	28	37	29
<u>Mining</u>	412+	D	383+
Nonmetallic minerals, except fuels	412	D	383
Crushed and broken stone	D	D	D
<u>Contract construction</u>	3,098	3,829	3,761
General contractors, buildings	1,046+	1,515	1,165+
General contractors, except buildings	151	D	76+
Highway and street construction	97	124	149
Heavy construction, N.E.C.	54	D	D
Special trade contractors	1,663+	1,837	1,970
Plumbing, heating, air conditioning	518	540	684
Painting, paper hanging	128	136	151
Electrical work	298	327	387
Masonry, stonework, plastering	102	119	95
Plastering & lathing	42	39	41
Carpentering & wood flooring	67	62	56
Carpentering	27	29	23
Floor laying & other floor work, N.E.C.	40	33	---
Roofing & sheet metal work	63	65	90
Concrete work	93	111	---
Miscellaneous special trade contractors	85	104	93
Special trade contractors, N.E.C.	54	47	---
<u>Manufacturing</u>	27,593	29,954	30,403
Food & kindred products	6,552	5,836	6,355
Meat products	D	D	D
Meat packing plants	D	D	D
Dairy products	179	D	D
Fluid milk	D	D	D
Canned & frozen foods	D	---	---
Frozen fruits, juices, & vegetables	D	---	---
Grain mill products	170+	2,722	2,890
Prepared feed for animals & fowls	D	240+	254+
Cereal preparations	D	D	D
Wet corn milling	D	D	D

## GROUP J (Continued)

	Number of Employees Mid-March Pay Period		
	<u>1965</u>	<u>1966</u>	<u>1967</u>
<u>Manufacturing (Continued)</u>			
Food & kindred products (Cont.)			
Bakery products	185	212	D
Bread & related products	185	212	D
Beverage industries	189	184	224
Bottled & canned soft drinks	189	184	224
Miscellaneous food preparations	196	234	212
Soybean oil mills	D	D	D
Textile mill products	D	D	D
Weaving, finishing mills, wool	D	D	D
Furniture & fixtures	D	D	D
Office furniture	D	D	D
Metal office furniture	D	D	D
Lumber & wood products	D	---	---
Paper & allied products	606	654	D
Paper & paperboard products	D	D	D
Bags, except textile bags	D	D	D
Paperboard containers & boxes	D	D	D
Corrugated & solid fiber boxes	D	D	D
Printing & publishing	1,411+	1,602+	1,655+
Newspapers	D	D	D
Periodicals	D	193	D
Commercial printing	533	602+	612+
Commercial printing, letterpress	473	525+	534+
Manifold business forms manufacturing	D	D	D
Chemicals & allied products	D	791	846
Drugs	D	D	D
Pharmaceutical preparations	D	D	D
Cleaning & toilet goods	D	D	D
Toilet preparations	D	D	D
Agricultural chemicals	---	D	D
Fertilizers, mixing only	---	D	D
Rubber & plastics products, N.E.C.	D	D	D
Fabricated rubber products, N.E.C.	D	---	---
Miscellaneous plastics products	---	---	D
Stone, clay & glass products	169	168	173
Concrete, gypsum & plaster products	169	168	D
Fabricated metal products	855	997	D
Cutlery, hand tools, hardware	---	---	D
Hardware, N.E.C.	---	---	D
Plumbing & nonelectric heating	D	D	D
Plumbing fixtures (brass goods)	D	D	D
Heating equipment, except electric	D	D	D
Fabricated structural metal products	404	432	450
Fabricated structural steel	D	D	D



## GROUP J (Continued)

Number of Employees  
Mid-March Pay Period

	<u>1965</u>	<u>1966</u>	<u>1967</u>
<u>Manufacturing (Continued)</u>			
Machinery, except electrical	4,394+	4,942+	5,196+
Farm machinery & equipment	D	162+	D
Construction & like equipment	3,176	3,589	3,385
Construction machinery & equipment	D	D	D
Mining machinery & equipment	D	D	D
Metalworking machinery	D	364	416
Metalworking machinery, N.E.C.	D	D	D
Special industry machinery	D	D	D
Food products machinery	D	D	D
Printing trades machinery	---	---	D
Machinery, except electrical, N.E.C.	---	---	148
Electrical machinery	D	11,084+	D
Electric distribution products	D	D	D
Switchgear & switchboard apparatus	D	D	D
Household appliances	D	D	D
Household refrigerators & freezers	D	D	D
Radio, TV receiving equipment	D	D	D
Radios & TV receiving sets	D	D	D
Communication equipment	D	D	D
Radio, TV communication equipment	D	D	D
Transportation equipment	---	---	266
Motor vehicles & equipment	---	---	D
Truck trailers	---	---	D
Miscellaneous manufacturing	224	269	294
Toys & sporting goods	D	D	D
Sporting & athletic goods, N.E.C.	D	D	D
Signs & advertising displays	---	129	117
<u>Transportation &amp; other public utilities</u>	<u>3,389</u>	<u>3,732</u>	<u>3,721</u>
Local passenger transportation	135	137	91
Trucking & warehousing	993	1,122	1,095
Trucking, local & long distance	571+	722+	717
Trucking without storage	288+	366+	296+
Communication	1,055	862+	887+
Telephone communication	D	D	D
Radio broadcasting & television	235	238	236
Electric, gas & sanitary service	D	D	D
Combination companies & systems	D	D	D
Electric & other services combined	D	D	D
Administrative & auxiliary	D	D	D

## GROUP J (Continued)

	Number of Employees Mid-March Pay Period		
	<u>1965</u>	<u>1966</u>	<u>1967</u>
<u>Wholesale trade</u>	4,506	4,649	4,709
Motor vehicles & automotive equipment	344	337	357
Automobiles & other motor vehicles	142	139	163
Automotive equipment	202	198	194
Drugs, chemicals, & allied products	127	125	142
Groceries & related products	550	542	552
Groceries, general line	137	169	D
Dairy products	D	---	---
Groceries & related products, N.E.C.	116	95	102
Farm products - raw materials	297	240	239
Electrical goods	131	155	177
Electronic parts & equipment	67	88	108
Hardware, plumbing, heating equipment	188	202	211
Plumbing & heating equipment	---	101	104
Machinery, equipment & supplies	804	925	939
Commercial & industrial machinery	659	765	822
Miscellaneous wholesalers	1,380	1,512	1,340
Metals & minerals, except petroleum	---	D	D
Petroleum bulk stations & terminals	238	280	121
Paper and its products	70	78	75
Lumber & construction materials	90	79	68
Wholesalers, N.E.C.	201+	171	200+
<u>Retail trade</u>	16,155	17,089	18,471
Building materials & farm equipment	1,379	1,544	1,583
Lumber & other building materials	331+	399+	326+
Paint, glass & wallpaper stores	78	D	D
Hardware & farm equipment	676	719	806
Hardware stores	59	50	152
Farm equipment dealers	408	535	350+
General merchandise	2,779	3,032	3,279
Department stores	1,908	2,102	2,310
Limited price variety stores	193	226	213
Direct selling organizations	104	---	---
General merchandise stores, N.E.C.	98	123	132
Food	2,296	2,492	2,571
Grocery stores	2,025+	2,117	2,362
Retail bakeries	47	---	346
Automotive dealers & service stations	2,619	2,664	2,688
New & used car dealers	987	1,090	807
Tire, battery & accessory dealers	95	106	---
Gasoline service stations	1,273	1,194	1,325

## GROUP J (Continued)

Number of Employees  
Mid-March Pay Period

	<u>1965</u>	<u>1966</u>	<u>1967</u>
<u>Retail trade (Continued)</u>			
Apparel & accessories	771	794	910
Men's & boys' clothing & furnishings	48	---	---
Women's ready-to-wear stores	238	251	268
Women's accessory & specialty stores	32	---	---
Shoe stores	154	151	182
Furniture & home furnishings	492+	513+	546+
Furniture & home furnishings	315	326	332
Furniture stores	202	207	203
Household appliance stores	102	116	130
Radio, television & music stores	104	98	111
Eating & drinking places	3,027	3,401	3,973
Miscellaneous retail stores	2,345	2,207	2,326
Drug stores & proprietary stores	734	498	502
Farm & garden supply stores	717	729	806
Jewelry stores	61	62	54
Retail stores, N.E.C.	256	277	310
Optical goods stores	21	20	19
<u>Finance, insurance, &amp; real estate</u>	<u>3,558</u>	<u>3,737</u>	<u>4,005</u>
Banking	945	1,014	1,079
Commercial & stock savings banks	945	1,014	1,079
Credit agencies other than banks	199	221	258
Personal credit institutions	95	108	169
Security & commodity brokers & services	196	241	251
Security brokers, flotation companies	196	D	251
Insurance carriers	990	931	1,002
Life insurance	480	415	471
Fire, marine, & casualty insurance	477	481	495
Insurance agents, brokers & service	301	313	294
Real estate	546	615	682
Real estate operators	264	275	360
Agents, brokers, & managers	81	134	130
<u>Services</u>	<u>10,321</u>	<u>11,247</u>	<u>11,956</u>
Hotels & other lodging places	971	959	995
Hotels, tourist courts, & motels	818	798	835
Organization hotels, membership basis	120	132	154
Personal services	1,144	1,158	1,173
Laundries, cleaning & dyeing plants	451	483	480
Power laundries, family & commercial	185	195	172
Cleaning, dyeing plants, except rug	124	139	131

## GROUP J (Continued)

<u>Services (Continued)</u>	<u>Number of Employees</u> <u>Mid-March Pay Period</u>		
	<u>1965</u>	<u>1966</u>	<u>1967</u>
Personal services (Cont.)			
Photographic studios	28	29	---
Beauty shops	293	299	317
Barber shops	121	107	107
Funeral service & crematories	39	49	52
Miscellaneous business services	923	1,120	1,306
Building services	111+	148	151
Miscellaneous building services	100	D	144
Business services, N.E.C.	374	770	534+
Business consulting services	146	187+	196+
Business services, N.E.C.	183	164	226
Research & testing laboratories	D	D	D
Automobile repair, services, & garages	351	512	481
Automobile repair shops	183+	199+	174+
Top & body repair shops	90	82	74
General automobile repair shops	59	69	61
Automobile services, except repair	---	---	194
Miscellaneous repair services	105	180	118
Miscellaneous repair shops	69	105	72
Repair shops, N.E.C.	26	67	27
Motion pictures	---	---	109
Amusement & recreation services, N.E.C.	469	415	399
Producers, orchestras, entertainers	82	89	63
Bowling alleys & billiard parlors	150	135	143
Other amusement & recreation services	98	108	104
Medical & other health services	3,288	3,503	3,845
Offices of physicians & surgeons	360	370	375
Offices of dentists & dental surgeons	109+	D	53+
Hospitals	D	D	D
Health & allied services, N.E.C.	D	229	263
Legal services	211	230	240
Educational services	656	819	851
Elementary & secondary schools	D	199	D
Colleges & universities	D	540	D
Nonprofit membership organizations	1,137	1,363	1,377
Labor organizations	112	137	123
Civic, social, fraternal associations	375	442	392
Religious organizations	214	209	240
Charitable organizations	130	198	157
Nonprofit member organizations, N.E.C.	46	117	135
Miscellaneous services	411	458	467
Engineering & architectural services	112	108	128
Accounting, auditing & bookkeeping	213	251	212

GROUP K

Counties: Polk, Story, Jasper, Boone, Guthrie, Dallas, Madison, Warren, and Marion

	Number of Employees Mid-March Pay Period		
	1965	1966	1967
<u>Agricultural services, forestry, fisheries</u>	455+	527+	586+
Agricultural services, hunting, trapping	350+	443	538
Animal husbandry services	37	D	D
Horticultural services	235	277	337
<u>Mining</u>	244+	243+	252+
Bituminous coal & lignite mining	91	---	---
Bituminous coal	91	---	---
Nonmetallic minerals, except fuels	---	D	D
<u>Contract construction</u>	5,974	7,435	7,268
General contractors, buildings	2,034+	2,341	2,260
General contractors, except buildings	455	1,067	695
Highway & street construction	194	260	221+
Heavy construction, N.E.C.	261	742	423
Special trade contractors	3,058	3,610	3,865
Plumbing, heating, air conditioning	855	824	1,031
Painting, paper hanging	243	318	283
Electrical work	429	485	498
Masonry, stonework, plastering	228	266	249
Masonry and other stonework	165	192	199
Plastering and lathing	29	D	---
Carpentering & wood flooring	148	175	164
Carpentering	106	121	113
Floor laying & other floorwork nec.	---	54	51
Roofing and sheet metal work	180	247	261
Concrete work	D	101	87
Misc. special trade contractors	365	484	482+
Special trade contractors, N.E.C.	328	432	404
Installation of building equipment, N.E.C.	---	---	D
<u>Manufacturing</u>	30,854	33,556	35,863
Food & kindred products	4,151+	4,668	4,664+
Meat products	D	1,318+	1,584+
Meat packing plants	D	D	D
Poultry & small game packing, whsle	---	D	D
Dairy products	941	938	918
Ice cream & frozen desserts	---	---	D
Fluid milk	D	D	D

## GROUP K (Continued)

Number of Employees  
Mid-March Pay Period

	<u>1965</u>	<u>1966</u>	<u>1967</u>
<u>Manufacturing (Continued)</u>			
Food & kindred products (Cont.)			
Canned & frozen foods	---	D	D
Canned specialties	---	---	D
Grain mill products	434	393	431
Flour & other grain mill products	D	122	120
Prepared feed for animals & fowls	308	271	311
Bakery products			
Bread & related products	290	205	244
Confectionery and related products	D	D	---
Candy & other confectionery	D	D	---
Beverage industries			
Bottled & canned soft drinks	312	334	388
Miscellaneous food preparations	301	321	D
Soybean oil mills	514	506	508
Animal & marine fats & oils	D	D	D
Food preparations, N.E.C.	---	D	151
	193	194	199
Apparel & related products			
Men's & boys' furnishings	174+	190+	228+
Men's & boys' separate trousers	D	D	D
Fabricated textiles, N.E.C.	D	D	D
Pleating & stitching	110	128	D
	---	D	D
Lumber & wood products			
Millwork & related products	D	D	124
Furniture & fixtures	D	D	D
Household furniture	211	240	253
Mattresses & bedsprings	185	D	D
	D	D	D
Paper & allied products			
Paper & paperboard products	571	704	1,044
Envelopes	487	559	698
Bags, except textile bags	---	D	---
Paperboard containers & boxes	D	---	D
Sanitary food containers	---	147	346
	---	---	D
Printing & publishing			
Newspapers	4,474	4,526	4,678
Periodicals	D	D	D
Commercial printing	D	D	D
Commercial printing, letterpress	388	426	515
Commercial printing, lithographic	208	227	317
Bookbinding & related industries	D	190	182
Bookbinding & related work	162	196	198
	D	D	D

## GROUP K (Continued)

Number of Employees  
Mid-March Pay Period

	<u>1965</u>	<u>1966</u>	<u>1967</u>
<u>Manufacturing (Continued)</u>			
Chemicals & allied products	637	692	638
Drugs	D	D	D
Biological products	D	D	D
Cleaning & toilet goods	121	142	128
Toilet preparations	---	D	---
Agricultural chemicals	236	217	180
Rubber & plastics products, N.E.C.	D	D	D
Tires & inner tubes	D	D	D
Miscellaneous plastics products	D	D	---
Leather & leather products	D	D	D
Luggage	D	D	D
Stone, clay, & glass products	715	982	942
Cement, hydraulic	D	333	D
Structural clay products	D	D	137+
Concrete, gypsum, & plaster products	305	409	501
Bricks & structural clay tile	D	---	---
Other concrete products	162	189	155
Ready mixed concrete	---	159	161
Primary metal industry	---	D	D
Iron & steel foundries	---	D	---
Gray iron foundries	---	D	---
Fabricated metal products	2,087+	2,301+	2,243+
Plumbing & nonelectric heating	348	375	414
Plumbing fixtures (brass goods)	---	D	D
Heating equipment, except electric	D	D	D
Fabricated structural metal products	1,579	1,632	1,591
Fabricated structural metal	D	D	D
Sheet metal work	303	416	372
Miscellaneous metal work, N.E.C.	D	D	D
Coating, engraving & allied services	---	133	---
Plating and polishing	---	133	---
Metal stampings	D	D	D
Machinery, except electrical	4,411+	5,180+	6,356+
Farm machinery & equipment	3,683	4,088+	5,007+
Construction & like equipment	D	D	471+
Mining machinery & equipment	D	D	D
Construction machinery & equipment	D	D	D
Hoists, cranes, & monorail systems	---	---	D
Special industry machinery	D	D	D
Special industry machinery, N.E.C.	D	D	D
Service industry machines	---	D	D
Automatic merchandising machines	D	D	D
Machinery, except electrical, N.E.C.	---	D	---

## GROUP K (Continued)

	Number of Employees		
	Mid-March Pay Period		
	1965	1966	1967
<u>Manufacturing (Continued)</u>			
Electrical machinery	D	D	D
Electrical industrial apparatus	D	D	D
Motors & generators	D	D	D
Household appliances	D	D	D
Household laundry equipment	D	D	D
Electric components	D	D	D
Electronic components, N.E.C.	D	D	D
Transportation equipment	718	884	1,207
Motor vehicles & equipment	169	D	311
Motor vehicles & parts	D	---	---
Aircraft & parts	D	D	D
Aircraft engines & parts	D	D	D
Transportation equipment, N.E.C.	D	D	D
Transportation equipment, N.E.C.	D	D	D
Instruments & related products	150	172	147
Medical instruments & supplies	---	D	D
Miscellaneous manufacturing	676+	546+	589+
Toys & sporting goods	246+	D	D
Dolls	D	D	D
Sporting & athletic goods, N.E.C.	D	---	---
Office supplies	D	D	D
Carbon paper & inked ribbons	D	D	D
Miscellaneous manufactures	124+	120+	151+
Signs & advertising displays	D	D	D
Administrative & auxiliary	D	D	132+
<u>Transportation &amp; other public utilities</u>	9,123	9,482	9,759
Local passenger transportation	765	772	756
Local & suburban transportation	D	D	D
Local & suburban transit	D	D	D
Taxicabs	D	D	D
Intercity highway transportation	155	141	138
Intercity bus lines	155	141	138
Trucking & warehousing	3,221	3,405	3,504
Trucking, local & long distance	2,765+	2,883+	3,083+
Trucking without storage	56+	2,533+	2,715+
Local trucking & storage	D	184	128
Public warehousing	211	196	228
General warehousing & storage	118	111	154
Transportation by air	122	135	140
Air transportation	D	D	140



## GROUP K (Continued)

Number of Employees  
Mid-March Pay Period

	<u>1965</u>	<u>1966</u>	<u>1967</u>
<u>Transportation &amp; other public utilities (Cont.)</u>			
Communication	2,976	3,252	3,477
Telephone communication	D	D	150+
Radio broadcasting & television	D	D	D
Electric, gas & sanitary service	269+	123+	109+
Combination companies & systems	D	D	D
Electric & other services combined	D	D	D
<u>Wholesale trade</u>	11,553	12,195	12,404
Motor vehicles & automotive equipment	1,066	1,146	1,110
Automobile & other motor vehicles	364	435	386
Automotive equipment	676	671	687
Drugs, chemicals, & allied products	467	439	410
Drugs, proprietaries, & sundries	192	195	173
Chemicals & allied products, N.E.C.	212	186	182
Groceries & related products	1,518	1,649	1,600
Groceries, general line	595	638	594
Meats & meat products	165	204	231
Fresh fruits & vegetables	155	153	102
Groceries & related products, N.E.C.	432	467	502
Farm products - raw materials	632	341	351
Electrical goods	562	588	651
Electrical apparatus & equipment	312	326	351
Electrical appliances, TV & radios	217	229	249
Hardware, plumbing, heating equipment	486	510	541
Hardware	109	114	126
Plumbing & heating equipment	257	270	281
Air conditioning & refrigeration	120	126	132
Machinery, equipment & supplies	2,415	2,532	2,516
Commercial & industrial machinery	1,480+	1,581+	1,756
Farm machinery	381	451	406
Professional equipment & supplies	192	180	184
Service establishment equipment	D	92	D
Miscellaneous wholesalers	3,453	4,066	4,118
Metals & minerals, except petroleum	234	251	347
Petroleum bulk stations & terminals	356	286	259
Scrap & waste materials	98	124	86
Beer, wine, & distilled beverages	129	106	129
Paper and its products	380	389	399
Furniture & home furnishings	162	168	190
Lumber & construction materials	587	623	556
Wholesalers, N.E.C.	1,143+	1,587	1,708+
Administrative & auxiliary	343	261	265

## GROUP K (Continued)

	Number of Employees Mid-March Pay Period		
	<u>1965</u>	<u>1966</u>	<u>1968</u>
<u>Retail trade</u>	26,876	28,810	31,730
Building materials & farm equipment	1,627	1,835	1,913
Lumber & other building materials	443	454	464
Paint, glass & wallpaper stores	69	188	190
Hardware & farm equipment	746	810	832
Hardware stores	155	162	136
Farm equipment dealers	379	416	436
General merchandise	6,499	6,888	8,301
Department stores	3,256	3,378	249+
Mail order houses	D	D	D
Limited price variety stores	420	417	753
Merchandise vending machine operators	66	---	---
Direct selling organizations	D	D	160
General merchandise stores, N.E.C.	164	196	196
Food	3,839	4,119	4,354
Grocery stores	3,323+	3,577+	3,639+
Retail bakeries	121	99	107
Automotive dealers & service stations	3,809	4,081	4,346
New & used car dealers	1,281	1,601	1,551
Used car dealers	156	99	94
Tire, battery, & accessory dealers	224	250	260
Gasoline service stations	1,668	1,661+	1,936
Miscellaneous automotive dealers	39	50	61
Apparel & accessories	1,719	1,582	1,750
Men's & boys' clothing & furnishings	256	212	295
Women's ready-to-wear stores	534	439	519
Family clothing stores	158	112	---
Shoe stores	243	237	263
Furniture & home furnishings	795	898+	939+
Furniture & home furnishings	401	452	381
Furniture stores	258	280	289
Floor covering stores	66	71	76
Household appliance stores	111	175	182
Radio, television & music stores	130	157	189
Radio & television stores	43	48	53
Music stores	87	109	136
Eating & drinking places	5,354	5,880	6,560
Miscellaneous retail stores	2,699	2,963	2,960
Drug stores & proprietary stores	843	1,007	1,029
Antique stores & secondhand stores	121	34	---
Book & stationery stores	---	---	103

## GROUP K (Continued)

Number of Employees  
Mid-March Pay Period

	<u>1965</u>	<u>1966</u>	<u>1967</u>
<u>Retail trade (Continued)</u>			
Miscellaneous retail stores (Cont.)			
Farm & garden supply stores	452	590	431
Jewelry stores	118	116	125
Fuel & ice dealers	81	79	---
Retail stores, N.E.C.	416	478	490
Florists	117	132	132
Gift, novelty, & souvenir shops	---	---	28
Optical goods stores	67	67	68
Miscellaneous retail stores, N.E.C.	112	130	125
Administrative & auxiliary	227	168	214
<u>Finance, insurance, and real estate</u>	14,059	14,374	14,975
Banking	1,802	1,852	1,988
Commercial & stock savings banks	280+	281+	341+
Credit agencies other than banks	1,201	1,205	1,507
Savings & loan associations	296	298	270
Personal credit insitutions	741	758	1,069
Security & commodity brokers & services	236	D	D
Security brokers, flotation companies	D	283	311
Insurance carriers	6,747	6,759	7,162
Life insurance	2,811	2,695	2,561
Accident & health insurance	741	841	1,232
Fire, marine, & casualty insurance	2,639	3,125	3,239
Insurance carriers, N.E.C.	---	---	35
Insurance agents, brokers & service	104+	714	687
Real estate	1,000	1,166	1,098
Real estate operators	562	716	588
Agents, brokers, & managers	158	168	194
Subdividers & developers	49	48	55
Operative builders	48	61	47
Combined real estate, insurance, etc.	88	79	72
Holding & other investment companies	182	51	35
Investment companies	D	---	---
Administrative & auxiliary	D	D	D
<u>Services</u>	21,686	23,197	25,256
Hotels & other lodging places	2,104	1,889	2,634+
Hotels, tourist courst, & motels	1,605	1,295	1,836+
Rooming & boarding houses	127	335	370
Organization hotels, membership basis	172	176	156


## GROUP K (Continued)

Services (Continued)	Number of Employees Mid-March Pay Period		
	1965	1966	1967
Personal services	2,230	2,413	2,510
Laundries, cleaning & dyeing plants	975	1,046	1,108
Power laundries, family & commercial	370	405	370
Self-service laundries, dry cleaning	83	48	63
Cleaning, dyeing plants except rug	368	418	438
Photographic studios	113	134	159
Beauty shops	540	625	687
Barber shops	135	96	77
Shoe repair & hat cleaning	21	24	---
Funeral service & crematories	---	79	---
Pressing, alteration, garment repair	34	---	---
Pressing, alteration, garment repair	34	---	---
Miscellaneous business services	1,941+	2,771	3,000
Advertising	131	128	108
Advertising agencies	106	101	87
Credit reporting & collection	206	274	247
Duplicating, mailing, steno, etc.	212+	212+	264+
Direct mail advertising	175+	179+	224+
Building services	385	503	564
Window cleaning	---	D	D
Disinfecting & exterminating	---	---	D
Miscellaneous building services	306	353	333
Business services, N.E.C.	929	1,078	1,265
Business consulting services	240	276	323
Equipment rental & leasing	133	168	201
Business services, N.E.C.	412	509	505
Automobile repair, services & garages	1,123	1,131	1,152
Automobile parking	116	185	165
Automobile repair shops	443+	419+	462+
Top & body repair shops	128	125	143
General automobile repair shops	162	149	121
Automobile repair shops, N.E.C.	67	67	71
Automobile services, except repair	367	403	398
Miscellaneous repair services	277	321	316
Electrical repair shops	94	108	107
Electrical repair shops	27	34	26
Radio & television repair	67	74	81
Reupholstery & furniture repair	16	---	17
Miscellaneous repair shops	130	154	151
Repair shops, N.E.C.	106	---	D
Motion pictures	361	362	426
Picture production & distribution	D	D	D
Motion picture distribution	81	---	---
Motion picture theaters	256	249	312

## GROUP K (Continued)

Number of Employees  
Mid-March Pay Period

<u>Services (Continued)</u>	<u>1965</u>	<u>1966</u>	<u>1967</u>
Amusement & recreation services, N.E.C.	903	887	881
Producers, orchestras, entertainers	137	119	73
Bowling alleys & billiard parlors	242	289	281
Other amusement & recreation services	303	313	386
Golf clubs & country clubs	157	163	181
Amusement & recreation, N.E.C.	88	74	86
Medical & other health services	5,586	6,078	6,667
Offices of physicians & surgeons	713	680	788
Offices of dentists & dental surgeons	246	269	251
Offices of osteopathic physicians	148	131	133
Hospitals	2,992	3,158+	3,377+
Medical & dental laboratories	104	105	108
Dental laboratories	104	105	108
Health & allied services, N.E.C.	686	954	1,254
Legal services	430	436	457
Educational services	1,394+	1,525+	1,695+
Elementary & secondary schools	D	D	198
Colleges & universities	D	D	1,111
Nonprofit membership organizations	2,822	3,183	3,190
Business associations	275	274	320
Professional membership organizations	D	108	D
Labor organizations	298	326	412
Civic, social, fraternal associations	768	779	608
Religious organizations	574	624	627
Charitable organizations	288	430+	456+
Nonprofit member organizations, N.E.C.	176	254	210
Miscellaneous services	793	876	972
Engineering & architectural services	308	361	363
Nonprofit research agencies	143	134	D
Accounting, auditing, & bookkeeping	297	322	402
Administrative & auxiliary	D	D	D



## GROUP L

Counties: Woodbury, Plymouth, Cherokee, Ida, Monona, and Crawford

	Number of Employees Mid-March Pay Period		
	1965	1966	1967
<u>Agricultural services, forestry, fisheries</u>	141+	146+	166+
Agricultural services, hunting, trapping	106	112	113
Animal husbandry services	32	33	---
<u>Mining</u>	8+	D	17+
<u>Contract construction</u>	1,990	2,246	2,268
General contractors, building	395+	573+	D
General contractors, except buildings	D	D	521
Highway & street construction	D	---	---
Heavy construction, N.E.C.	208	123	432
Special trade contractors	911+	982	925
Plumbing, heating, air conditioning	248	221	246
Electrical work	197	204	155
Masonry, stonework, plastering	83	103	93
Carpentering and wood flooring	49	37	66
Carpentering	---	28	59
Misc. special trade contractors	81	105	83
<u>Manufacturing</u>	7,522+	9,897	10,003+
Food & kindred products	3,452+	4,239+	3,639+
Meat products	1,627+	1,842+	1,636+
Meat packing plants	D	D	D
Dairy products	185+	246+	226+
Ice cream & frozen desserts	D	D	D
Fluid milk	D	D	D
Grain mill products	180+	183+	240+
Prepared feed for animals & fowls	180+	183+	240+
Bakery products	668	659	686
Bread & related products	D	D	D
Biscuit, crackers, & pretzels	D	D	D
Confectionery & related products	---	D	D
Candy & other confectionery	---	D	D
Beverage industries	125	138	145
Bottled & canned soft drinks	125	138	145
Miscellaneous food preparations	183	159	288
Soybean oil mills	---	---	D
Food preparations, N.E.C.	---	D	D

## GROUP L (Continued)

Number of Employees  
Mid-March Pay Period

	<u>1965</u>	<u>1966</u>	<u>1967</u>
<u>Manufacturing (Continued)</u>			
Apparel & related products	D	D	D
Men's & boys' furnishings	D	D	D
Work clothing	D	D	D
Printing & publishing	494	506	505
Newspapers	D	D	D
Commercial printing	D	D	D
Commercial printing, letterpress	104	120	112
Chemical & allied products	---	---	226
Basic chemicals	---	---	D
Inorganic chemicals, N.E.C.	---	---	D
Stone, clay & glass products	123	188	159
Structural clay & glass products	---	D	D
Brick & structural clay tile	---	D	D
Fabricated metal products	228	148	162
Fabricated structural metal products	179	D	D
Fabricated structural steel	120	---	---
Primary metal industries	---	D	D
Iron & steel foundries	---	D	D
Gray iron foundries	---	D	D
Machinery, except electrical	969+	1,230+	1,138+
Construction & like equipment	---	D	D
Hoists, cranes & monorail	---	D	---
Farm machinery & equipment	D	248	143+
Metalworking machinery	D	D	D
Metalworking machinery, N.E.C.	D	D	D
Special industry machinery	D	D	D
Special industry machinery, N.E.C.	D	D	D
Machinery, except electrical, N.E.C.	D	D	D
Electrical machinery	D	D	D
Radio, TV receiving equipment	D	D	D
Radios & TV receiving sets	D	D	D
Transportation equipment	D	611	600
Motor vehicles & equipment	D	D	D
Truck trailers	D	D	D
Transportation equipment, N.E.C.	D	D	D
Transportation equipment, N.E.C.	D	D	D
Miscellaneous manufacturing	---	119	150
Toys & sporting goods	---	---	D
Sporting & athletic goods, N.E.C.	---	---	D



## GROUP L (Continued)

	Number of Employees Mid-March Pay Period		
	<u>1965</u>	<u>1966</u>	<u>1967</u>
<u>Transportation &amp; other public utilities</u>	3,385	3,353	3,426
Local passenger transportation	160	173	136
Taxicabs	121	120	---
Trucking & warehousing	1,235	1,191	1,274
Trucking, local & long distance	972+	918+	1,042+
Trucking without storage	928+	882+	892+
Public warehousing	126	118	121
Transportation services	D	D	D
Stockyards	D	D	D
Communication	676	668	699
Telephone communication	D	D	D
Radio broadcasting & television	140	142	147
Electric, gas & sanitary service	D	102+	109+
Combination companies & systems	D	D	D
Electric & other services combined	D	D	D
<u>Wholesale trade</u>	3,915	4,039	4,085
Motor vehicles & automotive equipment	292	309	288
Automobiles & other motor vehicles	102	110	---
Automotive equipment	190	199	189
Drugs, chemicals, & allied products	90	132	124
Groceries & related products	390	368	370
Fresh fruits & vegetables	115	116	110
Groceries & related products, N.E.C.	76	75	74
Farm products - raw materials	673+	722	786
Electrical goods	181	188	196
Electrical appliances, TV & radios	104	---	---
Electrical appliances & equipment	---	---	101
Hardware, plumbing, heating equipment	195	214	214
Plumbing & heating equipment	---	104	105
Machinery, equipment & supplies	508	548	567
Commercial & industrial machinery	348	337	377
Professional equipment & supplies	---	73	---
Miscellaneous wholesalers	966	1,064	1,045
Petroleum bulk stations & terminals	105	105	D
Paper & its products	111	124	128
Lumber & construction materials	126	134	142
Wholesalers, N.E.C.	255	305	267

## GROUP L (Continued)

	Number of Employees Mid-March Pay Period		
	<u>1965</u>	<u>1966</u>	<u>1967</u>
<u>Retail trade</u>	9,592	10,355	11,019
Building materials & farm equipment	793	879	913
Lumber & other building materials	136	209	170
Hardware & farm equipment	423	364+	428
Hardware stores	57	36	43
Farm equipment dealers	198	131	153
General merchandise	1,467	1,671	1,821
Department stores	1,000	1,231	1,310
Limited price variety stores	229	211	217
Food	1,445	1,403	1,507
Grocery stores	884+	941+	999+
Automotive dealers & service stations	1,403	1,507	1,654
New & used car dealers	457	543	435
Tire, battery, & accessory dealers	95	100	109
Gasoline service stations	465	539	687
Apparel & accessories	654	597	635
Men's & boys' clothing & furnishings	127	141	147
Women's ready-to-wear stores	156	164	167
Shoe stores	114	114	134
Furniture & home furnishings	60+	56+	32+
Furniture & home furnishings	108	119	129
Household appliance stores	41	35	---
Eating & drinking places	1,994	2,153	2,274
Miscellaneous retail stores	1,298	1,489	1,557
Drug stores & proprietary stores	455	509	502
Farm & garden supply stores	361	438	471
Retail stores, N.E.C.	106	99	106
Administration & auxiliary	D	D	D
<u>Finance, insurance, &amp; real estate</u>	2,401	2,509	2,593
Banking	621	632	642
Commercial & stock savings banks	621	632	642
Credit agencies other than banks	298	307	309
Personal credit institutions	203	208	210
Insurance carriers	514	571	652
Life insurance	402	457	492
Accident & health insurance	---	---	D
Insurance agents, brokers, & service	173	176	190
Real estate	284	287	284
Real estate operators	193	184	191
Agents, brokers & managers	---	---	24

## GROUP L (Continued)

	Number of Employees Mid-March Pay Period		
	<u>1965</u>	<u>1966</u>	<u>1967</u>
<u>Services</u>	7,286	7,964	8,104
Hotels & other lodging places	389	441	455
Hotels, tourist courts & motels	339	361	351
Rooming & boarding houses	---	---	104
Personal services	757	791	781
Laundries, cleaning & dyeing plants	316	325	337
Power laundries, family & commercial	142	146	140
Self-service laundries, dry cleaning	---	---	D
Cleaning, dyeing plants, except rug	155	157	161
Beauty shops	147	169	168
Barber shops	41	37	28
Funeral services & crematories	43	48	42
Miscellaneous business services	328	348	295
Business services, N.E.C.	200	227	193
Business consulting services	---	57	68
Business services, N.E.C.	139	140	96
Automobile repair, services & garages	288	291	279
Automobile repair shops	138	143	132
Top & body repair shops	48	---	46
General automobile repair shops	36	42	32
Miscellaneous repair services	62	D	95
Electrical repair shops	24	26	29
Miscellaneous repair shops	---	44	54
Repair shops, N.E.C.	---	---	54
Motion pictures	---	148	149
Motion picture theaters	---	D	D
Amusement and recreation services, N.E.C.	201	204	202
Bowling alleys & billiard parlors	---	76	87
Other amusement & recreation services	97	114	101
Amusement & recreation, N.E.C.	D	D	D
Medical & other health services	3,094	3,288	3,292
Offices of physicians & surgeons	263	241	243
Offices of dentists & dental surgeons	59	62	57
Hospitals	1,826+	1,852+	1,858+
Health & allied services, N.E.C.	337	470	501
Legal services	131	139	49+
Educational services	463+	500+	561+
Elementary & secondary schools	96+	100	100
Colleges & universities	D	D	D
Schools & educational services, N.E.C.	D	D	D

## GROUP L (Continued)

Number of Employees  
Mid-March Pay Period

	<u>1965</u>	<u>1966</u>	<u>1967</u>
<u>Services (Continued)</u>			
Nonprofit membership organizations	773	847	903
Business associations	76	78	72
Labor organizations	82	80	81
Civic, social, fraternal associations	142	141	151
Religious organizations	190	232	206
Charitable organizations	133	148	148
Miscellaneous services	114	118	133
Engineering & architectural services	45	44	47
Accounting, auditing & bookkeeping	58	67	65

GROUP M

Counties: Pottawattamie, Harrison, Shelby, Audubon, Cass, Mills, Fremont,  
and Page

	Number of Employees Mid-March Pay Period		
	1965	1966	1967
<u>Agricultural services, forestry, fisheries</u>	132+	130+	166+
Agricultural services, hunting, trapping	99+	123	111
Animal husbandry services	39	---	---
<u>Mining</u>	D	D	D
Nonmetallic minerals, except fuels	---	D	---
Crushed & broken stone	---	D	---
<u>Contract construction</u>	989	1,325	1,032
General contractors	230	398	216
Special trade contractors	496	627	534
Plumbing, heating, air conditioning	82	111	71
Painting, paper hanging	33	29	22
Electrical work	44	60	51
Masonry, stonework, plastering	18	37	---
Masonry & other stonework	---	D	D
Carpentering & wood flooring	16	18	---
Misc. special trade contractors	33	---	70
<u>Manufacturing</u>	3,860	3,979	4,419
Food & kindred products	1,333	1,575	1,409+
Meat products	D	D	D
Meat packing plants	D	D	D
Sausages & other prepared meats	D	D	---
Canned & frozen foods	D	D	D
Canned specialties	D	D	D
Grain mill products	D	D	D
Prepared feed for animals & fowls	D	D	D
Lumber & wood products	---	117	112
Sawmills & planing mills	---	104	---
Sawmills & planing mills	---	104	---
Furniture & fixtures	191	232	261
Household furniture	D	D	D
Printing & publishing	325	214	612
Newspapers	139	---	109
Printing trades services	---	---	D
Typesetting	---	---	D

## GROUP M (Continued)

	Number of Employees Mid-March Pay Period		
	1965	1966	1967
<u>Manufacturing (Continued)</u>			
Primary metal industries	D	D	D
Iron & steel foundries	D	D	D
Gray iron foundries	D	D	D
Fabricated metal products	183	187	198
Fabricated structural metal products	D	D	D
Fabricated structural steel	D	D	D
Machinery, except electrical	D	D	D
Metalworking machinery	D	D	D
Transportation equipment	D	D	D
Motor vehicles & equipment	D	D	D
Truck & bus bodies	D	D	D
<u>Transportation &amp; other public utilities</u>	1,887	1,981	2,084
Local passenger transportation	D	D	D
Trucking & warehousing	552+	666+	734
Trucking, local & long distance	342+	152+	107+
Trucking without storage	38+	459+	495+
Communication	115+	116+	121+
Telephone communication	D	D	D
Electric, gas & sanitary service	D	D	D
Gas companies & systems	D	D	D
Combination companies & systems	D	D	D
Electric & other services combined	D	D	D
<u>Wholesale trade</u>	1,739	1,895	1,839
Motor vehicles & automotive equipment	83	107	100
Groceries & related products	151	110	116
Farm products - raw materials	180	201	157
Miscellaneous wholesalers	586	683	617
Petroleum bulk stations & terminals	158	110+	168
Wholesalers, N.E.C.	53	48	---
<u>Retail trade</u>	8,086	8,719	8,876
Building materials & farm equipment	838	960	1,024
Lumber & other building materials	---	D	76
Hardware & farm equipment	395	417	446
Farm equipment dealers	230	326	355
General merchandise	807	864	957
Department stores	D	D	D
Mail order houses	D	D	D
Limited price variety stores	D	D	D

## GROUP M (Continued)

	Number of Employees Mid-March Pay Period		
	<u>1965</u>	<u>1966</u>	<u>1967</u>
<u>Retail trade (Continued)</u>			
Food	1,319	1,290	1,321
Grocery stores	896+	904+	930+
Automotive dealers & service stations	1,526	1,538	1,527
New & used car dealers	490	519	492
Gasoline service stations	671	592+	612+
Apparel & accessories	338	355	351
Furniture & home furnishings	156	167	169
Eating & drinking places	1,530	1,794	1,725
Miscellaneous retail stores	1,065	1,209	1,240
Drug stores & proprietary stores	142	145	184
Farm & garden supply stores	448	580	499
Retail stores, N.E.C.	42	46	44
Administrative & auxiliary	D	D	D
<u>Finance, insurance, &amp; real estate</u>	1,438	1,427	1,509
Banking	294	304	314
Commercial & stock savings banks	D	D	D
Credit agencies other than banks	68	76	78
Personal credit institutions	---	24	29
Insurance carriers	109	---	89
Insurance agents, brokers & service	116	105	125
Real estate	201	183	257
Real estate operators	116	90	154
Agents, brokers & managers	28	27	29
Combined real estate, insurance, etc.	39	38	28
<u>Services</u>	4,814	4,936	5,004
Hotels & other lodging places	291	278	122
Hotels, tourist courts, & motels	D	D	110
Rooming & boarding houses	D	D	---
Personal services	584	621	610
Laundries, cleaning & dyeing plants	190	120	99
Cleaning, dyeing plants, except rug	118	110	---
Beauty shops	59	93	104
Barber shops	18	20	14
Miscellaneous business services	74	67	49
Automobile repair, services & garages	111	147	132
Automobile repair shops	D	73	87
Top & body repair shops	26	30	---
General automobile repair shops	24	34	35

## GROUP M (Continued)

<u>Services (Continued)</u>	<u>Number of Employees</u> <u>Mid-March Pay Period</u>		
	<u>1965</u>	<u>1966</u>	<u>1967</u>
Miscellaneous repair services	54	54	59
Amusement & recreation services, N.E.C.	152	119	133
Medical & other health services	2,323	2,276	2,449
Offices of physicians & surgeons	193+	31+	25+
Offices of dentists & dental surgeons	30	27	26
Hospitals	974+	D	D
Health & allied services, N.E.C.	414	666	70
Legal services	47	75	70
Nonprofit membership organizations	350	386	457
Civic, social, fraternal associations	70	51	53
Religious organizations	90	94	88
Miscellaneous services	---	73	69



GROUP N

Counties: Montgomery, Adair, Adams, Union, Clarke, Taylor, Ringgold, and Decatur

	<u>Number of Employees</u> <u>Mid-March Pay Period</u>		
	<u>1965</u>	<u>1966</u>	<u>1967</u>
<u>Agricultural services, forestry, fisheries</u>	7+	11+	19+
<u>Mining</u>	D	D	20+
Nonmetallic minerals, except fuels	---	D	D
Crushed & broken stone	---	D	D
<u>Contract construction</u>	338+	478	363
General contractors, buildings	39	48+	49
Heavy construction, N.E.C.	---	D	D
Special trade contractors	104	121	107+
<u>Manufacturing</u>	1,313+	1,645+	1,858
Apparel & related products	---	D	D
Women's undergarments	---	D	D
Women's & children's underwear	---	D	D
Printing & publishing	D	D	D
Commercial printing	D	D	D
Commercial printing, letterpress	D	D	D
Electric machinery	D	D	D
Electrical products, N.E.C.	D	D	D
Primary batteries, dry & wet	D	D	D
Transportation equipment	D	D	---
Motor vehicles & equipment	D	D	D
Motor vehicles & parts	D	D	D
Primary metal industries	---	D	D
Nonferrous foundries	---	D	D
Nonferrous castings, N.E.C.	---	D	D
<u>Transportation &amp; other public utilities</u>	863	703	747
Trucking & warehousing	112	79+	127+
Trucking, local & long distance	34+	43+	44+
Trucking without storage	34+	D	D
Electric, gas, & sanitary service	119	101	102
<u>Wholesale trade</u>	668	679	674
Miscellaneous wholesalers	108	110	107
Petroleum bulk stations & terminals	D	D	---

## GROUP N (Continued)

	Number of Employees Mid-March Pay Period		
	<u>1965</u>	<u>1966</u>	<u>1967</u>
<u>Retail trade</u>	3,257	3,315	3,716
Building materials & farm equipment	287	603	381
Hardware & farm equipment	172	187	206
Farm equipment dealers	48	---	D
General merchandise	---	---	47
Food	472	489	360
Grocery stores	167+	172+	114+
Automotive dealers & service stations	707	778	805
Gasoline service stations	345	379	323+
Apparel & accessories	127	126	187
Eating & drinking places	474	507	565
Miscellaneous retail stores	557	649	610
Farm & garden supply stores	56	49	65
<u>Finance, insurance, &amp; real estate</u>	502	510	501
Real estate	D	---	---
Real estate operators	D	---	---
<u>Services</u>	1,362	1,493	1,701
Hotels & other lodging places	27	27	12
Personal services	106	149	162
Automobile repair, services & garages	21	---	---
Automobile repair shops	20	---	---
Medical & other health services	168	209	246
Educational services	D	D	D
Colleges & universities	D	D	D
Nonprofit membership organizations	99	100	192+
Business associations	---	---	D

GROUP 0

Counties: Wapello, Mahaska, Keokuk, Lucas, Monroe, Jefferson, Wayne, Appanoose,  
Davis, and Van Buren

	Number of Employees Mid-March Pay Period		
	1965	1966	1967
<u>Agricultural services, forestry, fisheries</u>	94+	164+	149+
Agricultural services, hunting, trapping	D	26	88
<u>Mining</u>	296+	250+	272+
<u>Contract construction</u>	896+	1,174+	1,211+
General contractors, buildings	282	347+	355+
General contractors, except buildings	---	---	170
Special trade contractors	313	348	319
Plumbing, heating, air conditioning	83	60	71
<u>Manufacturing</u>	9,521	9,848	11,473
Food & kindred products	168+	165+	177+
Meat products	D	D	D
Meat packing plants	D	D	D
Dairy products	D	D	D
Fluid milk	D	D	D
Bakery products	D	D	D
Bread & related products	D	D	D
Apparel & related products	D	D	D
Men's & boys' separate trousers	D	D	D
Work clothing	D	D	---
Fabricated textiles, N.E.C.	D	D	D
House furnishings, N.E.C.	---	---	D
Lumber & wood products	---	D	D
Millwork & related products	---	---	D
Prefabricated wood products	---	---	D
Wooden containers	---	D	D
Nailed wooden boxes & shook	---	D	D
Leather & leather products	D	D	D
Leather gloves & mittens	D	D	D
Printing & publishing	116	120	115
Rubber & plastics products, N.E.C.	---	D	D
Miscellaneous plastics products	---	D	D
Primary metal industries	D	D	D
Iron & steel foundries	D	D	D
Gray iron foundries	D	D	D
Malleable iron foundries	D	D	D
Steel rolling, & finishing	---	---	D
Steel wire drawing, nails & spikes	---	---	D

## GROUP 0 (Continued)

Number of Employees  
Mid-March Pay Period

	<u>1965</u>	<u>1966</u>	<u>1967</u>
<u>Manufacturing (Continued)</u>			
Fabricated metal products	D	D	D
Fabricated structural metal products	D	D	D
Fabricated structural steel	---	D	D
Metal doors, sash & trim	D	---	---
Valves & pipe fittings	D	---	---
Stone, clay, & glass products	D	---	---
Machinery, except electrical	574+	518+	585+
Farm machinery & equipment	D	D	D
Construction & like equipment	D	D	D
Hoists, cranes & monorail systems	D	D	D
Special industry machinery	D	D	D
Food products machinery	D	D	D
General industrial machinery	D	D	D
Mechanical power transmission equipment	D	D	D
Electrical machinery	D	D	D
Household appliances	D	D	D
Household laundry equipment	D	D	D
Radio, TV receiving equipment	---	---	D
Transportation equipment	D	D	D
Transportation equipment, N.E.C.	D	D	D
Transportation equipment, N.E.C.	D	D	D
Motor vehicles & equipment	---	---	D
Motor vehicles & parts	---	---	D
<u>Transportation &amp; other public utilities</u>	1,442	1,635	1,653
Trucking & warehousing	350+	323+	334+
Trucking, local & long distance	81+	283+	46+
Trucking without storage	188+	271+	171+
Communication	148+	D	D
Telephone communication	D	D	D
Electric, gas & sanitary service	---	D	D
Combination companies & systems	---	D	D
Electric & other services combined	---	D	D
<u>Wholesale trade</u>	1,495	1,550	1,547
Groceries & related products	68	106	122
Hardware, plumbing, heating equipment	118	120	---
Machinery, equipment, & supplies	---	141	150
Farm products - raw materials	D	55+	58
Miscellaneous wholesalers	331	337	333
Petroleum bulk stations & terminals	50	98	55

## GROUP 0 (Continued)

	Number of Employees Mid-March Pay Period		
	<u>1965</u>	<u>1966</u>	<u>1967</u>
<u>Retail trade</u>	6,737	6,982	7,510
Building materials & farm equipment	706	735	749
Lumber & other building materials	82	73	79
Hardware & farm equipment	203	166	165
General merchandise	373	504	738
Department stores	203	179	237
Limited price variety stores	---	---	183
Food	871	872	928
Grocery stores	558+	468+	442+
Automotive dealers & service stations	1,223	1,256	1,323
New & used car dealers	345	216	263
Gasoline service stations	432	493	503
Apparel & accessories	431	510	531
Women's ready-to-wear stores	---	113	101
Furniture & home furnishings	D	D	D
Eating & drinking places	1,040	1,125	1,115
Miscellaneous retail stores	914	925	983
Drug stores and proprietary stores	99	121	119
Farm & garden supply stores	244	212	190
Retail stores, N.E.C.	53	97	95
Administrative & auxiliary	D	D	D
<u>Finance, insurance, &amp; real estate</u>	1,118	1,168	1,213
Banking	127	132	135
Commercial & stock savings banks	127	132	135
Credit agencies other than banks	85	72	72
Personal credit institutions	55	50	55
Insurance carriers	---	100	111
Life insurance	---	---	D
Insurance agents, brokers & service	53	68	60
Real estate	105	104	119
Real estate operators	62	63	77
<u>Services</u>	4,213	4,518	4,812
Hotels & other lodging places	187	125	90
Hotels, tourist courts & motels	D	21	---
Personal services	389	347	546
Laundries, cleaning & dyeing plants	---	---	80
Beauty shops	75	73	71
Miscellaneous business services	32	33	---
Automobile repair, services, & garages	58	35	32
Automobile repair shops	58	20	32
Amusement & recreation services, N.E.C.	51	56	---

## GROUP 0 (Continued)

Number of Employees  
Mid-March Pay Period

<u>Services (Continued)</u>	<u>1965</u>	<u>1966</u>	<u>1967</u>
Medical & other health services	1,412	1,504	1,596
Offices of physicians & surgeons	96	124	D
Offices of dentists & dental surgeons	31	20	33
Hospitals	D	D	D
Health & allied services, N.E.C.	90+	95+	285
Legal services	47	49	50
Educational services	227+	251+	292+
Colleges & universities	D	D	D
Nonprofit membership organizations	384	422	452
Labor organizations	---	---	63
Civic, social, fraternal associations	101	96	98
Religious organizations	57	52	50
Miscellaneous services	---	41	30

## GROUP P

Counties: Des Moines, Henry, and Lee

	Number of Employees Mid-March Pay Period		
	1965	1966	1967
<u>Agricultural services, forestry, fisheries</u>	59	148	62
Agricultural services, hunting, trapping	29	31+	26
<u>Mining</u>	68+	D	D
<u>Contract construction</u>	1,212	1,541	1,450
General contractors, buildings	296+	355+	356
General contractors, except buildings	160	142	174
Special trade contractors	623	869	814
Plumbing, heating, air conditioning	203	255	250
Carpentering & wood flooring	64	30	82
Carpentering	59	24	28
Misc. special trade contractors	---	---	33
<u>Manufacturing</u>	14,488	17,419	19,404
Ordnance	D	D	D
Food & kindred products	1,209	1,122	1,174
Meat products	D	---	---
Poultry & small game packing, whsle	D	---	---
Grain mill products	D	D	D
Flour & other grain mill products	D	D	D
Wet corn milling	D	D	D
Bakery products	D	D	248
Bread & related products	---	D	D
Biscuit, crackers & pretzels	D	D	D
Lumber & wood products	D	D	D
Miscellaneous wood products	D	D	D
Wood products, N.E.C.	D	D	D
Furniture & fixtures	D	D	D
Household furniture	D	D	D
Mattresses & bedsprings	D	D	D
Office furniture	D	D	D
Wood furniture	D	D	D
Paper & allied products	445	497	507
Paperboard mills	---	---	D
Paper & paperboard products	D	D	D
Paper coating & glazing	D	D	D
Paperboard containers & boxes	D	D	D
Corrugated & solid fiber boxes	D	D	D

## GROUP P (Continued)

Number of Employees  
Mid-March Pay Period

<u>Manufacturing (Continued)</u>	<u>1965</u>	<u>1966</u>	<u>1967</u>
Printing & publishing	115	245	260
Miscellaneous publishing	---	D	D
Commercial printing	D	D	---
Chemicals & allied products	885	925	870
Basic chemicals	D	D	D
Inorganic chemicals, N.E.C.	D	D	D
Cleaning & toilet goods	D	D	---
Soap & other detergents	D	---	---
Paints, varnishes & allied products	D	D	D
Rubber & plastics products, N.E.C.	D	D	D
Miscellaneous plastics products	D	D	D
Stone, clay, & glass products	188	183	188
Concrete, gypsum & plaster products	188	D	---
Gypsum products	D	D	---
Primary metal industries	275+	322+	319+
Steel rolling and finishing	D	D	D
Electrometallurgical products	D	D	D
Steel wire drawing, nails & spikes	D	D	---
Iron & steel foundries	D	D	D
Gray iron foundries	D	D	D
Steel foundries	D	D	D
Fabricated metal products	117	127+	134+
Fabricated wire products	117	127+	134+
Fabricated plate work (boiler shops)	D	D	D
Machinery, except electrical	150+	153+	180+
Construction & like equipment	D	D	D
Construction machinery & equipment	D	D	D
Industrial trucks & tractors	---	---	D
Electrical machinery	2,606	3,631	4,036
Electric distribution products	D	D	D
Switchgear & switchboard apparatus	D	D	D
Electronic components	D	D	D
Electron tubes, receiving type	D	D	D
Electron components, N.E.C.	D	D	D
Electrical products, N.E.C.	D	D	D
Engine electrical equipment	D	D	D
Transportation equipment	D	D	D
Transportation equipment, N.E.C.	D	D	D
Miscellaneous manufacturing	101+	D	D
Office supplies	D	D	D
Pens & mechanical pencils	D	D	D
Administrative & auxiliary	D	D	D



## GROUP P (Continued)

Number of Employees  
Mid-March Pay Period


	<u>1965</u>	<u>1966</u>	<u>1967</u>
<u>Transportation &amp; other public utilities</u>	1,066	1,134	1,430
Trucking & warehousing	404	447	854
Trucking, local & long distance	103+	114+	137+
Trucking without storage	350+	374+	397
Communication	121+	122+	142+
Telephone communication	D	D	D
Electric, gas & sanitary service	D	209	239
Electric companies & systems	D	D	D
<u>Wholesale trade</u>	1,215	1,163	1,257
Drugs, chemicals & allied products	167	165	186
Chemicals & allied products, N.E.C.	---	---	D
Groceries & related products	70	---	---
Machinery, equipment & supplies	74	77	59
Miscellaneous wholesalers	352	360	315
Petroleum bulk stations & terminals	60	38	---
<u>Retail trade</u>	5,221	5,907	6,454
Building materials & farm equipment	406	358+	474
Hardware & farm equipment	196	185	220
Farm equipment dealers	---	67	---
General merchandise	931	1,142	1,231
Department stores	276	326	231+
Limited price variety stores	118+	263	123
Mail order houses	---	---	D
General merchandise stores, N.E.C.	99+	409	385
Food	924	968	1,152
Grocery stores	864	906	954
Automotive dealers & service stations	957	926	966
New & used car dealers	484	450	482
Gasoline service stations	380	383	325
Apparel & accessories	150+	261	158+
Women's ready-to-wear stores	84	81	---
Shoe stores	43	36	---
Furniture & home furnishings	231	259	255
Furniture & home furnishings	126	46	144
Furniture stores	26	---	---
Eating & drinking places	804	978	1,074
Miscellaneous retail stores	629	698	740
Drug stores & proprietary stores	75	80	85
Retail stores, N.E.C.	59	64	80
Farm & garden supply stores	120	135	232
Administrative & auxiliary	---	D	D

## GROUP P (Continued)

	Number of Employees Mid-March Pay Period		
	1965	1966	1967
<u>Finance, insurance, and real estate</u>	836	836	906
Banking	291	316	330
Commercial & stock savings banks	291	316	330
Credit agencies other than banks	86	94	115
Personal credit institutions	---	---	75
Insurance carriers	51	43	36
Insurance agents, brokers & service	119	110	115
Real estate	169	150	184
Real estate operators	106	94	115
<u>Services</u>	4,227	4,368	4,702
Hotels & other lodging places	279	337	432
Hotels, tourist courts & motels	178+	225	285+
Personal services	418	426	368
Laundries, cleaning & dyeing plants	213	106	99
Beauty shops	98	97	105
Miscellaneous business services	350	254+	208+
Advertising	D	---	---
Miscellaneous advertising	D	---	---
Duplicating, mailing, stenographic, etc.	---	D	D
Direct mail advertising	---	D	D
Business services, N.E.C.	52	59	91
Automobile repair, services & garages	14+	93	22
Automobile repair shops	D	D	D
Miscellaneous repair services	43	43	37
Amusement & recreation services, N.E.C.	160	187	155
Other amusement & recreation services	52	---	50
Medical & other health services	1,711	1,838	2,028
Offices of physicians & surgeons	135	161	168
Offices of dentists & dental surgeons	64	66	64
Hospitals	1,242	1,291	1,433
Health & allied services, N.E.C.	151	101	151
Legal services	94	104	113
Educational services	129+	141	152
Elementary & secondary schools	81	86	96
Colleges & universities	D	---	D
Nonprofit membership organizations	509	515	594
Labor organizations	49	60	51
Civic, social, fraternal associations	212	185	191
Religious organizations	109	113	132
Miscellaneous services	45	---	51

## BIBLIOGRAPHY

1. U.S. Bureau of the Census: County Business Patterns, 1965, Iowa CBP-65-17. Washington, D.C.: U.S. Government Printing Office, 1966.
2. U.S. Bureau of the Census: County Business Patterns, 1966, Iowa CBP-66-17. Washington, D.C.: U.S. Government Printing Office, 1967.
3. U.S. Bureau of the Census: County Business Patterns, 1967, Iowa CBP-67-17. Washington, D.C.: U.S. Government Printing Office, 1968.



STATE LIBRARY OF IOWA



3 1723 02121 7211

