



Iowa Crop Progress & Condition

Upper Midwest Region-Iowa Field Office · 210 Walnut Street Ste 833 · Des Moines IA 50309 · (515) 284-4340 · (800) 772-0825
Fax (855) 271-9802 · www.nass.usda.gov

Cooperating with the Iowa Department of Agriculture and Land Stewardship

For the week ending June 25, 2017
Issued June 26, 2017

Media Contact: Greg Thessen

Iowa experienced below normal temperatures across the state with mostly isolated precipitation during the week ending June 25, 2017, according to the USDA, National Agricultural Statistics Service. Statewide there were **5.3 days suitable for fieldwork**. Activities for the week included herbicide application, side-dressing, cultivating, and haying.

Topsoil moisture levels rated 5 percent very short, 23 percent short, 70 percent adequate and 2 percent surplus. Southeast Iowa's topsoil moisture levels continued to fall with 78 percent rated short to very short. **Subsoil moisture** levels rated 3 percent very short, 15 percent short, 79 percent adequate and 3 percent surplus.

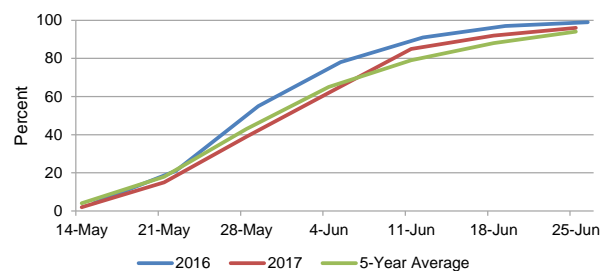
Seventy-nine percent of the **corn** crop was rated in good to excellent condition. **Soybean** emergence reached 96 percent complete, 5 days behind last year but 4 days ahead of the 5-year average. Soybean condition rated 74 percent good to excellent. **Oats** headed reached 84 percent this week, 4 days behind last year but equal to average. Oats coloring reached 10 percent, 4 days behind last year and 3 days behind average. Oat condition rated 76 percent good to excellent.

The second cutting of **alfalfa hay** reached 10 percent complete, 5 days behind average. **Hay condition** rated 84 percent good to excellent. **Pasture condition** deteriorated slightly to 66 percent good to excellent. Livestock conditions were described as good.

Crop Condition as of June 25, 2017

Item	Very poor	Poor	Fair	Good	Excellent
	(percent)	(percent)	(percent)	(percent)	(percent)
Corn	1	3	17	63	16
Hay, all	0	3	13	67	17
Oats	0	2	22	59	17
Soybeans	1	4	21	63	11
Pasture and range.....	2	6	26	55	11

Percent of Soybeans Emerged - Iowa
For the Fourth Week of June



Field Work and Crop Progress as of June 25, 2017

Item	Districts										State	Last Week	Last Year	5-yr Avg
	NW	NC	NE	WC	C	EC	SW	SC	SE					
	(percent)	(percent)	(percent)	(percent)	(percent)	(percent)	(percent)	(percent)	(percent)	(percent)	(percent)	(percent)	(percent)	(percent)
Hay, alfalfa, first cutting	99	99	97	99	96	99	93	96	94	97	94	98	88	
Hay, alfalfa, second cutting.....	10	12	13	11	16	9	3	7	10	10	2	21	17	
Oats headed.....	69	83	79	83	89	88	85	89	94	84	67	89	84	
Oats coloring.....	4	17	2	7	2	20	8	23	13	10	(NA)	19	16	
Soybeans emerged.....	99	99	98	97	97	95	88	93	94	96	92	99	94	

(NA) Not available.

Days Suitable & Soil Moisture Condition as of June 25, 2017

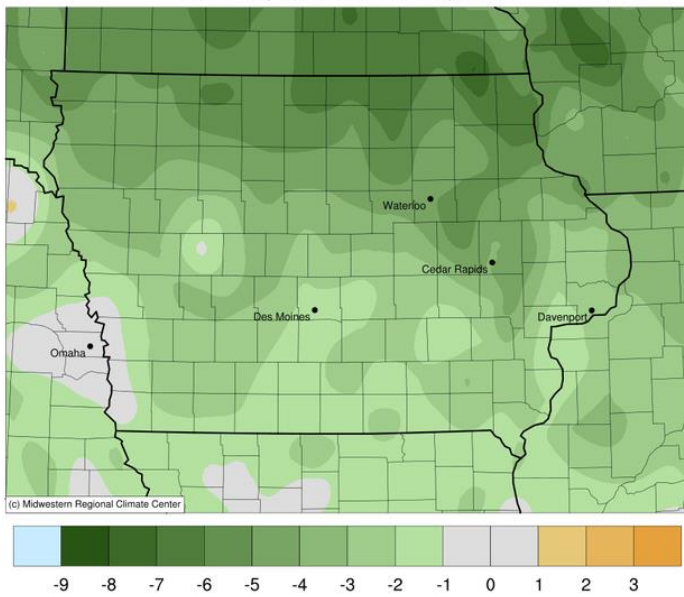
Item	Districts										State	Last Week	Last Year
	NW	NC	NE	WC	C	EC	SW	SC	SE				
	(days)	(days)	(days)	(days)	(days)	(days)	(days)	(days)	(days)	(days)	(days)	(days)	(days)
Days suitable	5.9	5.0	3.5	6.2	4.9	4.7	5.8	5.7	6.1	5.3	5.2	5.6	
	(percent)	(percent)	(percent)	(percent)	(percent)	(percent)	(percent)	(percent)	(percent)	(percent)	(percent)	(percent)	
Topsoil moisture													
Very short	8	1	0	3	2	4	1	12	24	5	5	8	
Short	36	6	11	31	26	15	6	29	54	23	22	21	
Adequate	56	90	87	66	71	77	86	59	22	70	71	67	
Surplus	0	3	2	0	1	4	7	0	0	2	2	4	
Subsoil moisture													
Very short	1	1	0	1	2	3	2	12	12	3	3	3	
Short	18	5	7	15	20	14	5	20	38	15	15	17	
Adequate	81	91	84	83	76	80	85	67	50	79	79	76	
Surplus	0	3	9	1	2	3	8	1	0	3	3	4	

IOWA PRELIMINARY WEATHER SUMMARY

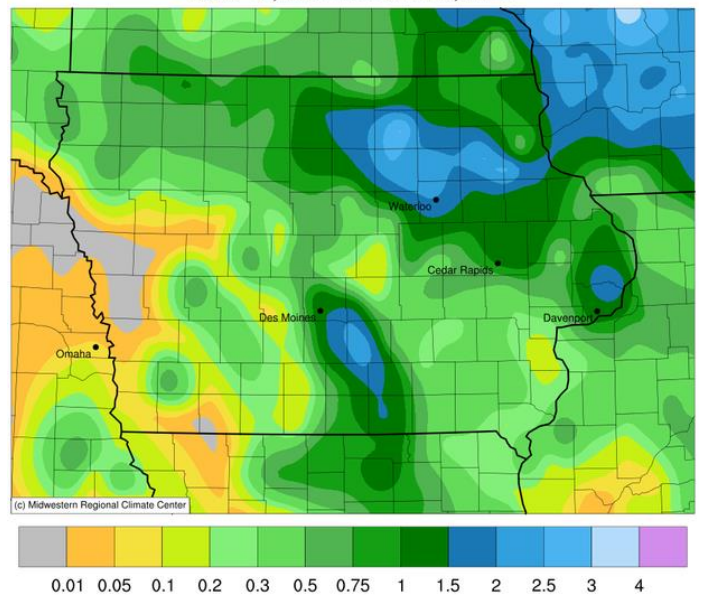
Provided by Harry J. Hillaker, State Climatologist
Iowa Department of Agriculture & Land Stewardship

Iowa experienced a much cooler week with highly variable rainfall amounts. Hot and humid weather was confined to the midweek dates from Tuesday (20th) through Thursday (22nd) and primarily across central and southern Iowa. The coolest weather arrived over the weekend with temperatures much below normal from Friday (23rd) through Sunday (25th). Temperatures for the week as a whole averaged 2.1 degrees below normal with extremes varying from a Wednesday afternoon high of 97 degrees at Little Sioux to Saturday (24th) morning lows of 43 degrees at Chariton and Grinnell. There were a few scattered light rain showers and thunderstorms on Sunday (18th), Monday (19th), Tuesday (20th) and Saturday (24th). Friday (23rd) and Sunday (25th) were dry. Thunderstorms brought rain to most of the northeast two-thirds of the state on Wednesday with heaviest rains of one to two inches over portions of north central and northeast Iowa. Thunderstorms also brought rain to much of the eastern two-thirds of Iowa on Thursday into early Friday morning with greatest amounts exceeding two inches over portions of northeast and south central Iowa. New Hampton reported the most rain for the week with 4.28 inches while parts of west central (centered upon Monona and Harrison counties) and southwest Iowa (parts of Fremont and Page counties) recorded no rain at all. The statewide average rainfall was 0.75 inches while normal for the week is 1.17 inches. There were a few isolated reports of high winds and large hail on Wednesday and Thursday but nothing on the scale of what was seen the prior week across Iowa.

Average Temperature (°F): Departure from 1981-2010 Normals
June 19, 2017 to June 25, 2017



Accumulated Precipitation (in)
June 19, 2017 to June 25, 2017



Temperature and Precipitation Maps, courtesy of the Midwestern Regional Climate Center, are available at: <http://mrcc.isws.illinois.edu/CLIMATE/>