

Status of the

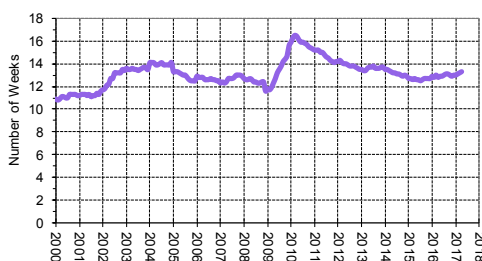
Iowa Workforce and Economy

Upcoming 2017 News Release Schedule

Reference Month	Statewide News Release	Local Area News Release
Jan	Mar 13	Mar 13
Feb	Mar 24	Mar 28
Mar	Apr 21	Apr 25
Apr	May 19	May 23
May	June 16	June 20
June	July 21	July 25
July	Aug 18	Aug 22
Aug	Sep 15	Sep 19
Sept	Oct 20	Oct 24
Oct	Nov 17	Nov 21
Nov	Dec 22	Dec 27
Dec	Jan 23	Jan 23

- Iowa's unemployment rate remained at 3.1 percent in April. The State's jobless rate was 3.8 percent one year ago.
- The state's total employment level remained at 52,100 in April.
- The U.S. unemployment rate dropped to 4.4 percent in April from 4.5 percent in March.

Regular Unemployment Insurance Average Duration* Twelve Month Moving Average

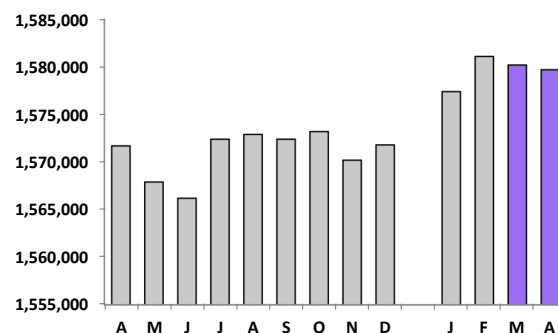


Source: Iowa Workforce Development

*Average Duration: The number of weeks compensated for a twelve month period divided by the number of first payments for the same period.

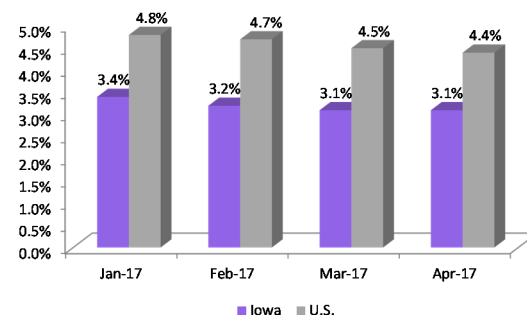
- The average duration for regular benefits for the twelve months ending April 2017 was 13.3 weeks. This is up from 12.8 weeks for the same period last year. The record duration was 16.5 weeks for the twelve months ending March 2010. The maximum duration for most individuals is 26 weeks.
- Through the first quarter of 2017, new vehicle registrations are up 1.6 percent annually for cars, trucks and multi-purpose vehicles. Foreign carmakers have outpaced domestic vehicles 3.2 percent to 0.8 percent.
- U.S. nonfarm employment added 211,000 jobs in April following an anemic gain of just 79,000 in March.

Total Nonfarm Employment - Iowa April 2016 - April 2017



- Total nonfarm employment shed 500 jobs in April following a loss of 900 jobs in March. The recent losses leave total nonfarm employment up 8,000 jobs versus one year ago.
- Construction posted a weaker than expected showing in April and shed 1,500 jobs. This sector trails last year's historic highs by 1,300 jobs.
- Education and health care added 1,800 jobs to lead all sectors this month and is up annually by 5,300 jobs. All of the gains were in health care.
- Financial activities gained 800 jobs this month and has added jobs in eight consecutive months. This sector is up 3,500 jobs compared to last April.

Iowa and U.S. Unemployment Rates—2017



Iowa Nonfarm Employment by Quarter

Year	Quarter	Average Employment	Percent Change from Prior Qtr
2015	Qtr 2	1,559,700	0.0%
	Qtr 3	1,561,400	0.1%
	Qtr 4	1,564,200	0.2%
2016	Qtr 1	1,570,100	0.4%
	Qtr 2	1,568,600	-0.1%
	Qtr 3	1,572,600	0.3%
	Qtr 4	1,571,700	-0.1%
2017	Qtr 1	1,579,600	0.5%

Iowa Workforce Development

Information Prepared by the Labor Market Information Division

1000 East Grand Avenue
Des Moines, Iowa 50319-0209

Phone: 515-242-5862
Fax: 515-281-8203

Donna Burkett, Bureau Chief
Iowa Workforce Development