

# A d d e n d u m

Iowa Department of Transportation  
Office of Contracts

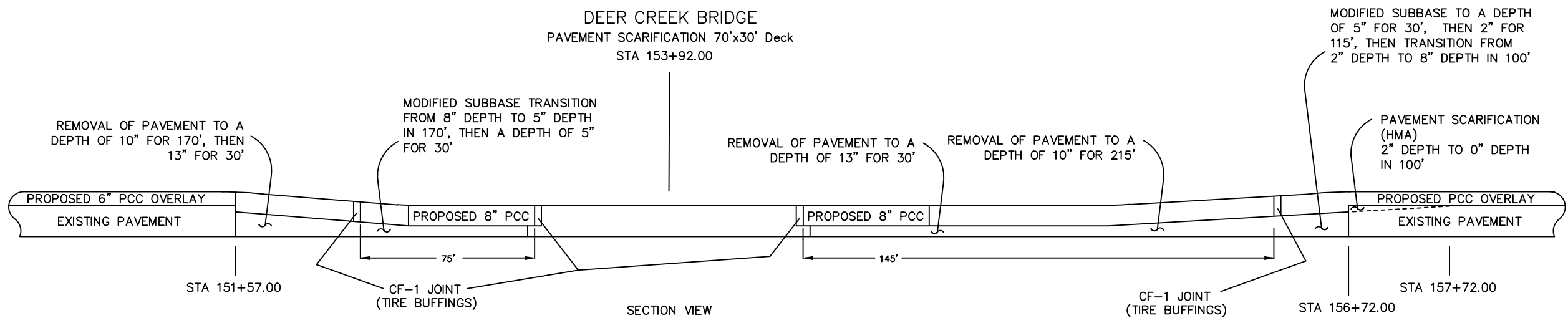
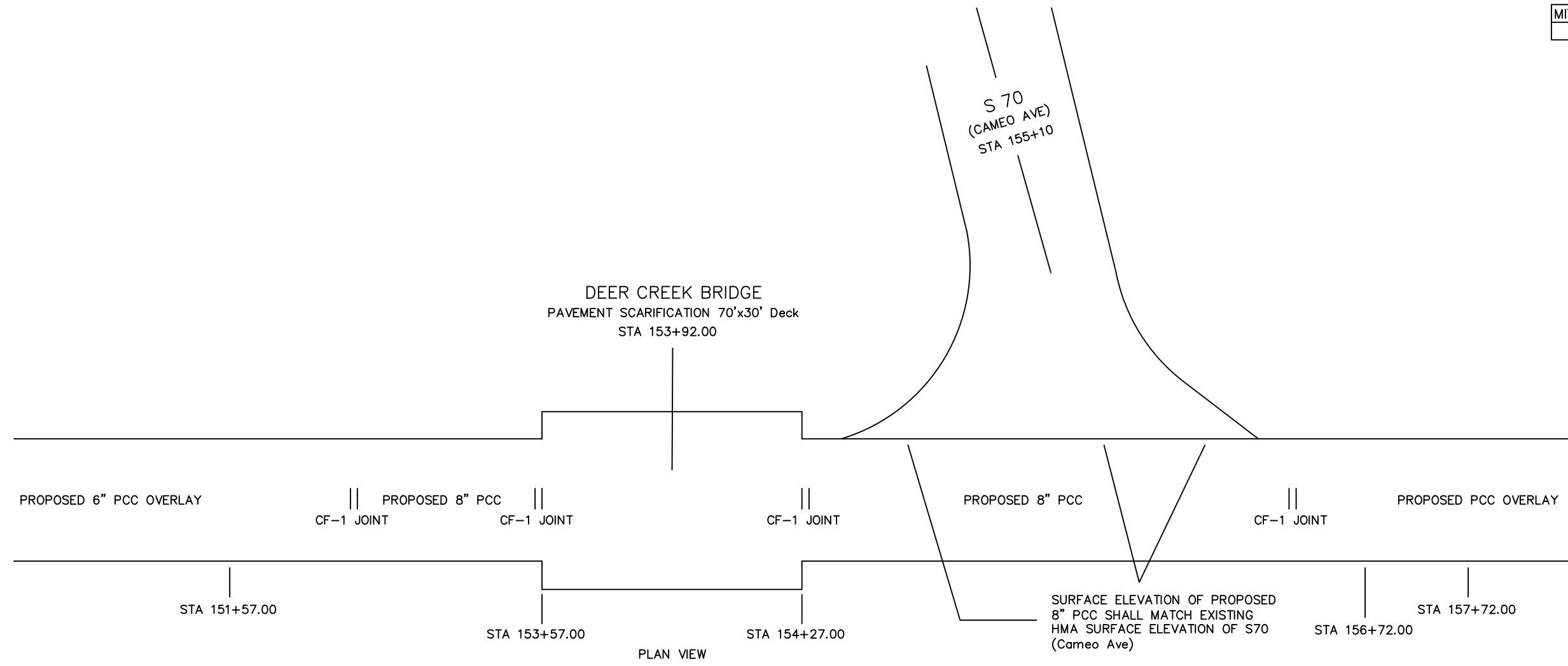
Date of Letting: March 21, 2017  
Date of Addendum: March 14, 2017

<b>B.O.</b>	<b>Proposal ID</b>	<b>Proposal Work Type</b>	<b>County</b>	<b>Project Number</b>	<b>Addendum</b>
105	66-C066-067	PCC OVERLAY- UNBONDED	MITCHELL	FM-C066(067)--55-66	21MAR105A02

Make the following changes to the PLANS:

Sheet B.02,  
Replace entire sheet with the attached sheet. (Joint details amended from previous detail)

Sheet B.03,  
Replace entire sheet with the attached sheet. (Joint details amended from previous detail)



TYPICAL BRIDGE APPROACH DETAIL  
STA 151+57.00 - 157+72.00

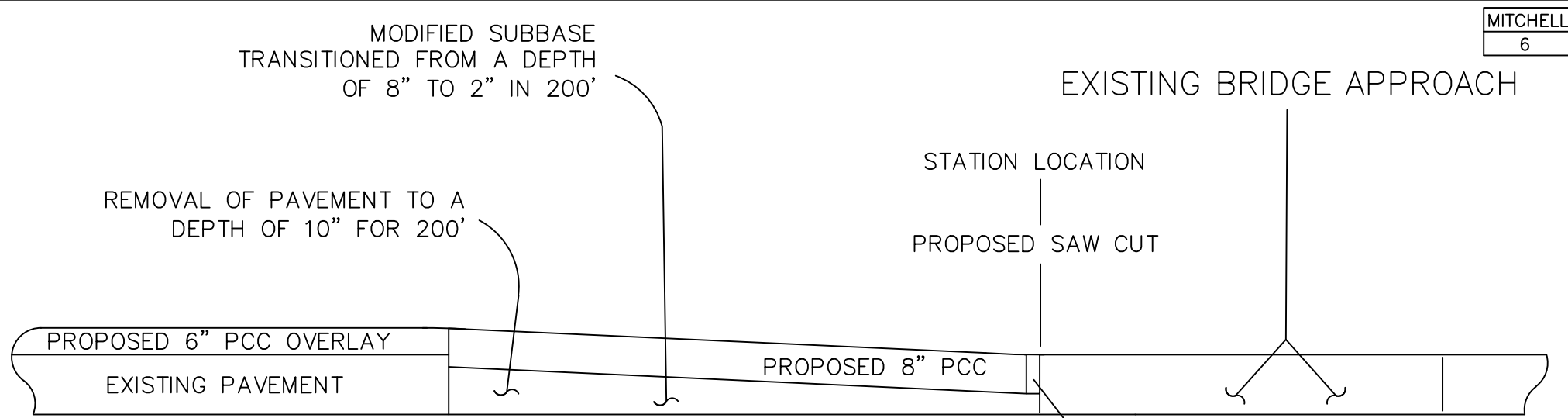
LONGITUDINAL  
L-1 JOINT  $\geq 6" < 8"$   
KT-1 JOINT  $\geq 6" < 8"$  (if done single lane)  
L-2 JOINT  $\geq 8"$   
KT-2 JOINT  $\geq 8"$  (if done single lane)

TRANSVERSE  
C JOINT  $< 8"$   
CD JOINT  $\geq 8"$

NOT TO SCALE

CLASS 13 EXCAVATION AND MODIFIED SUBBASE SHALL EXTEND ONE (1) FOOT BEYOND OUTSIDE EDGE OF PROPOSED PCC PAVING  
ALSO SEE MITCHELL 2, 3, AND 4

MITCHELL  
6



TYPICAL BRIDGE APPROACH DETAIL  
STA 320+31.85, 325+08.00, 350+40.17, 352+53.00

LONGITUDINAL

- L-1 JOINT  $\geq 6" < 8"$
- KT-1 JOINT  $\geq 6" < 8"$  (if done single lane)
- L-2 JOINT  $\geq 8"$
- KT-2 JOINT  $\geq 8"$  (if done single lane)

TRANSVERSE

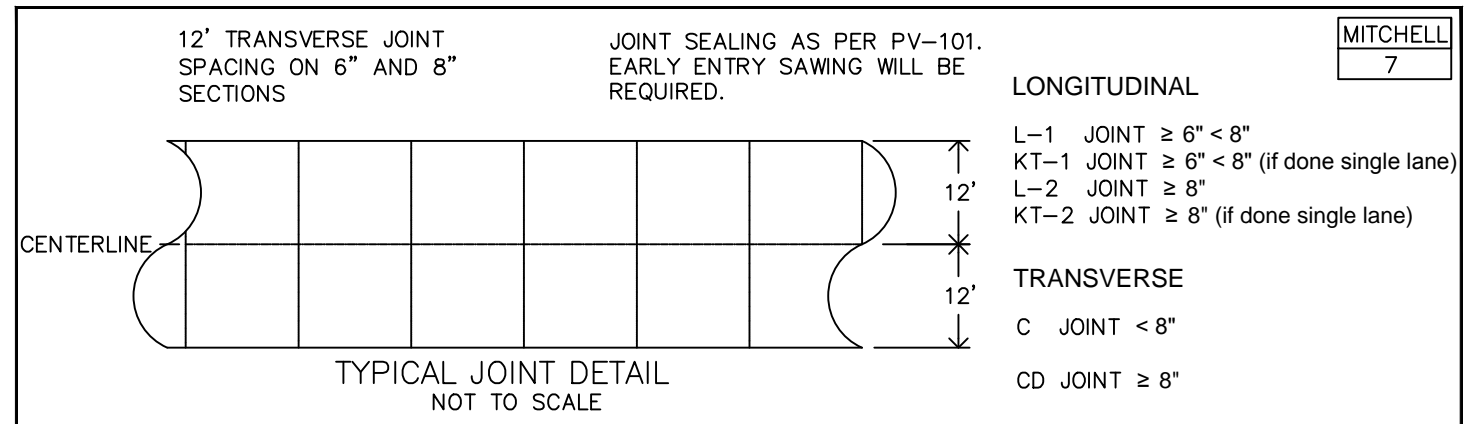
- C JOINT  $< 8"$
- CD JOINT  $\geq 8"$

CLASS 13 EXCAVATION AND MODIFIED SUBBASE SHALL EXTEND ONE (1) FOOT BEYOND OUTSIDE EDGE OF PROPOSED PCC PAVING

ALSO SEE MITCHELL 2, 3, AND 4

NOT TO SCALE

MITCHELL  
7



12' TRANSVERSE JOINT SPACING ON 6" AND 8" SECTIONS

JOINT SEALING AS PER PV-101. EARLY ENTRY SAWING WILL BE REQUIRED.

LONGITUDINAL

- L-1 JOINT  $\geq 6" < 8"$
- KT-1 JOINT  $\geq 6" < 8"$  (if done single lane)
- L-2 JOINT  $\geq 8"$
- KT-2 JOINT  $\geq 8"$  (if done single lane)

TRANSVERSE

- C JOINT  $< 8"$
- CD JOINT  $\geq 8"$