

Quarterly Quick Facts

December 31, 2016

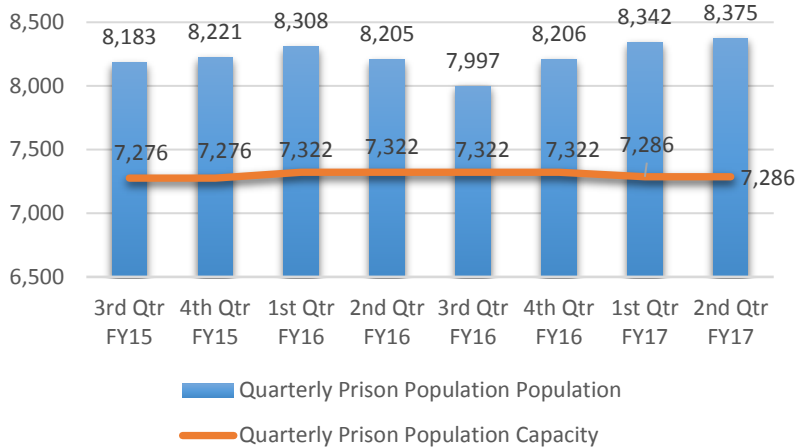
IDOC

510 East 12th Street
Des Moines, IA 50319

515-725-5701

<http://www.doc.state.ia.us/>

Quarterly Prison Population

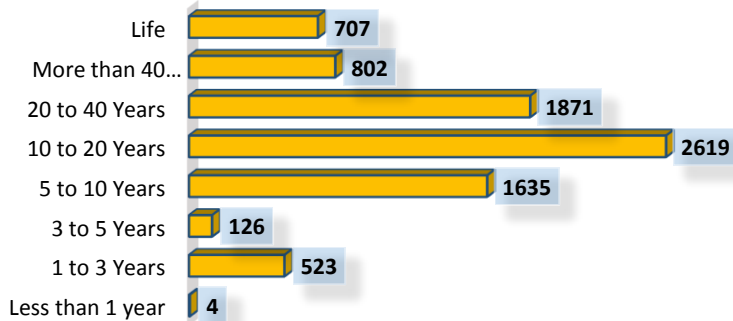


System Statistics

Gender	Prison #	Prison %	CBC #	CBC %
Male	7655	91%	22346	74%
Female	720	9%	7724	25%
Unknown	0	0%	37	1%

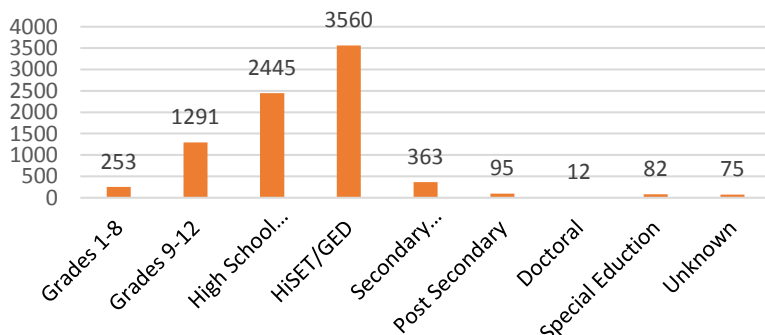
Age	Prison #	Prison %	CBC #	CBC %
Under 18	7	1%	43	0%
18-30	3131	37%	13190	44%
31-50	3898	46%	13016	43%
50+	1339	16%	3858	13%

SENTENCES BEING SERVED



Race/Ethnicity	Prison #	Prison %	CBC #	CBC %
American Indian	137	2%	304	1%
Asian	73	1%	341	1%
Black	2131	25%	48069	16%
Hispanic	576	7%	1653	5%
White	5458	65%	22783	76%
Unknown	0	0%	157	1%

Education Levels of Offenders in Iowa Prisons

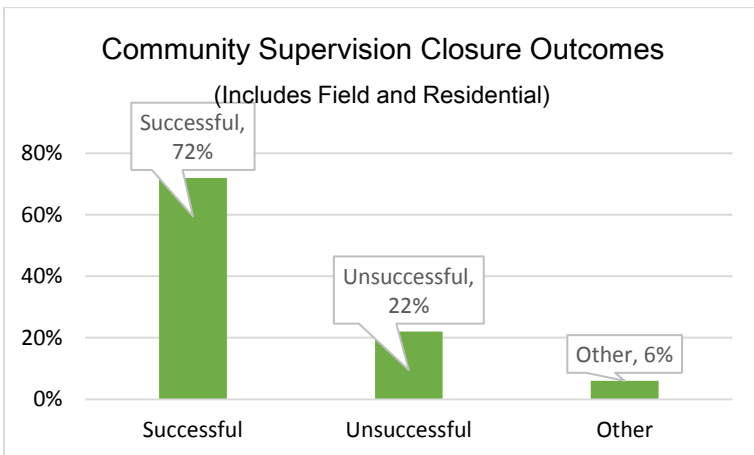
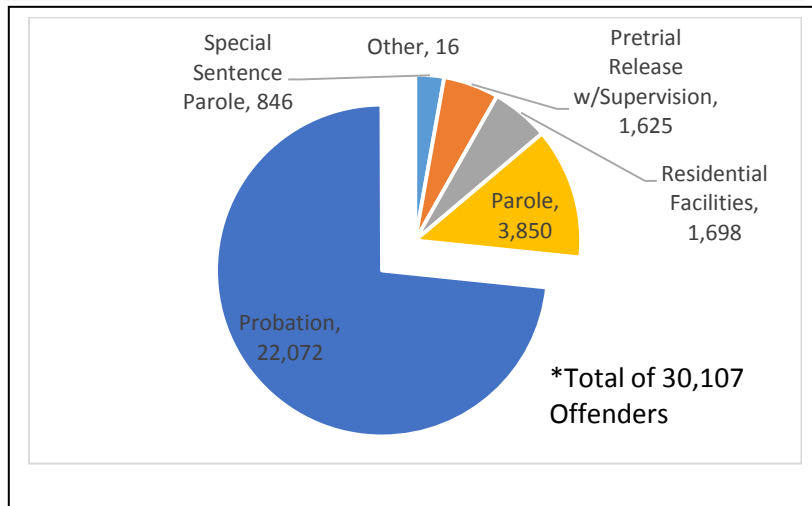
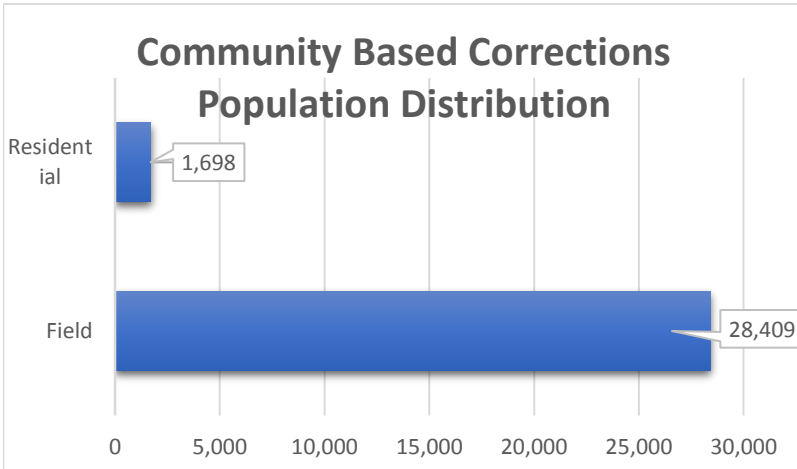


Crime Type	Prison #	Prison %	CBC #	CBC %
Drug	1579	19%	8092	27%
Violent	3952	47%	6312	21%
Property	1544	19%	6986	23%
Public Order	509	6%	7937	26%
Other	791	9%	780	3%

Veteran	Prison #	Prison %*	CBC #	CBC %*
Male	467	6%	1163	4%
Female	5	.05%	69	.2%

*% of Prison and CBC populations for the quarter

Community Corrections Statistics



Staff/Budget

Average Daily Cost per Offender (FY16)

Prisons (includes \$2.09 per meal cost)	Community (does not include treatment costs)
\$95.85	\$75.53 Residential Facilities
	\$4.59 Probation/Parole

Iowa Department of Corrections

Operating Budget FY2017

General Fund	\$385,055,323
Other Revenue	\$28,774,245

Recidivism FY2016

Return Rate to Prison: 34.2%

Recidivism Rate (Target Population): 31.5%

*Target Populations are higher risk probationers and in-state parolees

