

Quarterly Quick Facts

September 30, 2016

IDOC

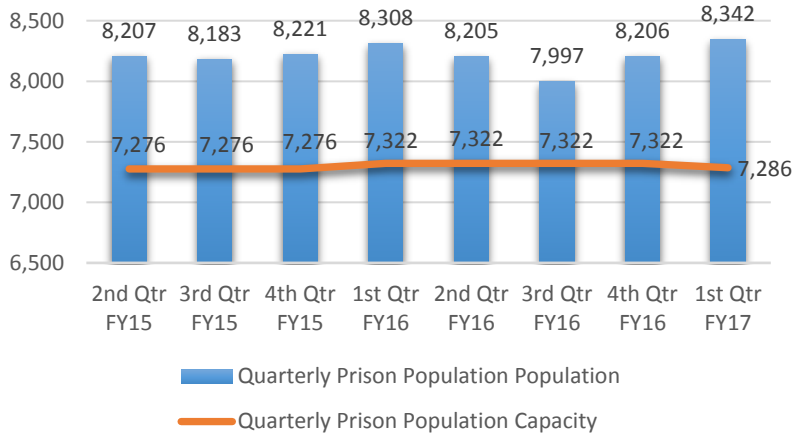
510 East 12th Street
Des Moines, IA 50319

515-725-5701

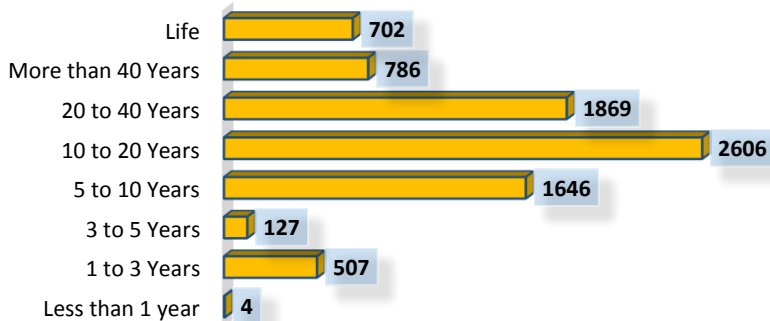
<http://www.doc.state.ia.us/>

System Statistics

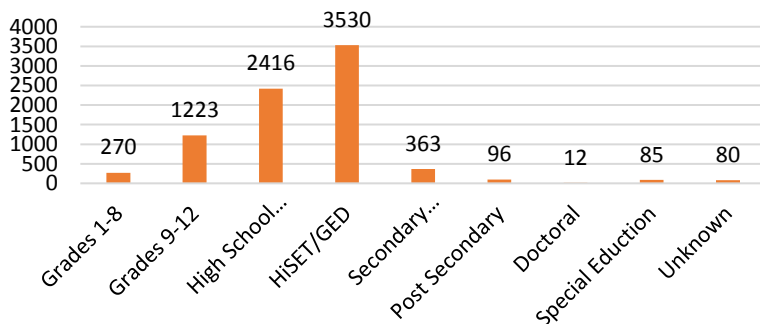
Quarterly Prison Population



SENTENCES BEING SERVED



Education Levels of Offenders in Iowa Prisons



Gender	Prison #	Prison %	CBC #	CBC %
Male	7609	91%	22359	74%
Female	733	9%	7646	25%
Unknown	0	0%	48	1%

Age	Prison #	Prison %	CBC #	CBC %
Under 18	7	1%	0	0%
18-30	3133	38%	13277	44%
31-50	3870	46%	12942	43%
50+	1332	15%	3828	13%

Race/Ethnicity	Prison #	Prison %	CBC #	CBC %
American Indian	137	2%	287	1%
Asian	76	1%	346	1%
Black	2114	25%	4804	16%
Hispanic	579	7%	1604	5%
White	5435	65%	22847	76%
Unknown	1	0%	159	1%

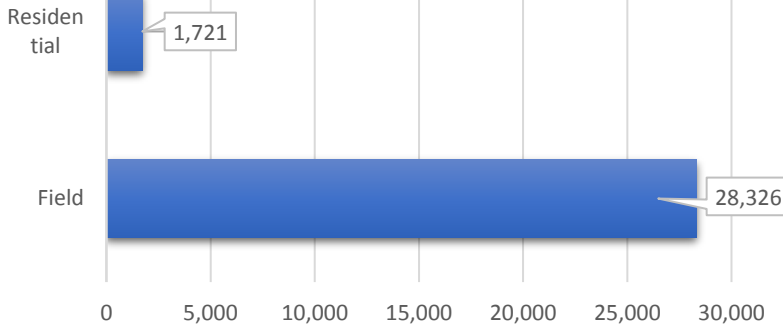
Crime Type	Prison #	Prison %	CBC #	CBC %
Drug	1558	19%	8110	27%
Violent	3951	47%	6229	21%
Property	1569	19%	6990	23%
Public Order	490	6%	7935	26%
Other	774	9%	783	3%

Veteran	Prison #	Prison %*	CBC #	CBC %*
Male	460	6%	1184	4%
Female	7	.08%	59	.2%

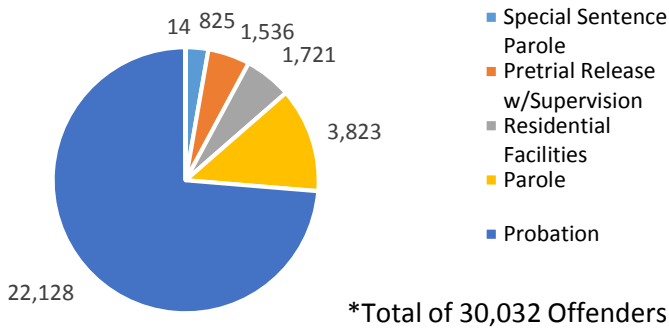
*% of Prison and CBC populations for the quarter

Community Corrections Statistics

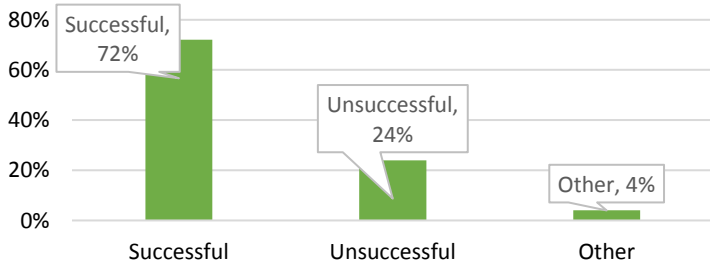
Community Based Corrections Population Distribution



Offenders Supervised in the District



Community Supervision Closure Outcomes (Includes Field and Residential)



Staff/Budget

Average Daily Cost per Offender (FY16)

Prisons (includes \$2.09 per meal cost)	Community (does not include treatment costs)
\$95.85	\$75.53 Residential Facilities
	\$4.59 Probation/Parole

Iowa Department of Corrections

Operating Budget FY2016

General Fund	\$385,055,323
Other Revenue	\$30,739,941

Recidivism FY2016

Return Rate to Prison: 34.2%

Recidivism Rate (Target Population): 31.5%

*Target Populations are higher risk probationers and in-state parolees

Employees of the IDOC

