



Annual Report - 2015

Office of the Chief Information Officer



HOOVER STATE OFFICE BUILDING
1305 E. WALNUT STREET, LEVEL B
DES MOINES, IOWA 50319
515.281.5503
CIO@IOWA.GOV

Innovative Technology Solutions for Citizen-Centric Government

Each year the Office of the Chief Information Officer (OCIO) is required to produce various Information Technology (IT) reports:

- An annual report of the office (section 8B.9).
- An annual internal service fund expenditure report (section 8B.13, subsection 5).
- An annual report regarding total spending on technology (section 8B.21, subsection 6).
- An annual report of expenditures from the IOWAccess revolving fund (section 8B.33).
- An annual salary report (section 8A.341, subsection 2).
- An annual report of donations, grants, gifts and contributions (section 8B.6).
- Additional reports requested.

This year we are again combining several related reports and generating one comprehensive report for clarity, completeness, and efficiency. This approach to delivering on our reporting requirements should prove useful to the legislature, state agencies, citizens, and other interested parties. Unless otherwise noted, this report addresses activities from January 2015 through December 2015 with the exception of the appendices which are applicable to FY15.

Government technology needs to be both effective and efficient while supporting the agencies that ultimately provide services. This means we have standards, we invest carefully, we measure what we do and not just against ourselves, but against the goals and objectives of government. We provide a mix of sourcing solutions that provide the right people, processes, and technology.

Getting the right mix of solutions requires partnership. To that end, we view all state entities as colleagues and partners working together on behalf of our citizens. While we value the opportunities, we are also aware of what time costs. This means our focus remains on results. We will increase our ability to be nimble and responsive. We will be proactive about reallocating our time and resources to efforts that have a defined and measureable benefit while reducing efforts in other areas wherever possible.

Cybersecurity remains a top priority of the OCIO into 2016 and beyond. In compliance with Governor Branstad's Executive Order 87, we are leading a statewide initiative to address high risk cybersecurity areas for the State's critical infrastructure and activities including the development of a comprehensive cybersecurity strategy to be delivered to the Governor by July 1, 2016.

2015 Highlights

- Launched new website for administrative rules as well as a new public comment website,
- Executed new contract for cloud e-mail services with Google,
- Initiated new IT managed services vendor qualification process,
- Introduced new IT risk assessment and health check process,
- Provided direct services to agencies,
- Coordinated IT disaster recovery planning,
- Lead consolidation planning, coordination and support,
- Supported and participated in major agency transformations including investments, Requests For Proposals (RFP), and much more.

As always, comments are welcome to: cio@iowa.gov

Background

The Office of the Chief Information Officer (OCIO) was created as an independent agency for the purpose of orchestrating the information technology (IT) resources of state government. The mission of the OCIO is to provide high-quality, customer-focused IT services and business solutions to government and to citizens. The OCIO assigns and directs staff as required to support the IT requirements and initiatives of the Office, and to review and recommend approval of IT staff employment decisions in coordination with the Department of Management. The Chief Information Officer is appointed by the Governor to serve at the pleasure of the Governor and is subject to confirmation by the Senate.



Our Key Goals

The Office of the Chief Information Officer emphasizes six key goals designed to transform the State of Iowa's information technology environment into a world-class, state-of-the-art portfolio.

- Increased Citizen Services
- Improved Collaboration
- Consolidation of IT Commodities
- Greater Efficiency
- Standardization
- Transparency

What Does This Mean For State Government?

Iowa Code Chapter 8B has the effect of centralizing accountability and oversight for information technology currently managed by state agencies into the Office of the Chief Information Officer. Pursuant to Senate File 396 and Iowa Code Chapter 8B, the Office of the Chief Information Officer was "created for the purpose of leading, directing, managing, coordinating, and providing accountability for the IT resources of state government." Among its many powers and duties, the OCIO has the authority to establish standards for IT used by state agencies, direct the work of agency IT staff, review and recommend approval of IT staff employment decisions in coordination with the Department of Management, and enter into contracts for the receipt and provision of IT services.



How is the OCIO Funded?

The OCIO is funded through multiple sources such as the OCIO Internal Services Fund, IOWAccess Fund, and Technology Reinvestment Fund.

State of Iowa Enterprise IT Funding Sources Overview




	<div> Office of the Chief Information Officer</div> <div>Agency 185 Fund 0689 OCIO Internal Services Fund (Revolving)</div>	<div> IOWAccess</div> <div>Agency 185 Fund 0297 IOWAccess Fund (Revolving)</div>	<div> TRF</div> <div>Agency 185 Fund 0001 Approp 0C69 Technology Reinvestment Fund (Appropriation Available for 3 years)</div>												
History	Est. 2014 – Iowa Code 88.13 “...for activities of the office which are primarily funded from billings to governmental entities for services rendered by the office”	Est. 1998 – Iowa Code 88.33 “...a service to the citizens of this state that is the gateway for one-stop electronic access to government information and transactions.”	Appropriated in 2014 – SF 2349 “For technology consolidation and technology improvement projects approved by the State Chief Information Officer pursuant to Chapter 88.”												
Quick Facts	FY15 Actual Revenues: \$47,509,543 FY16 Budgeted Revenues: \$50,697,171 FY17 Budgeted Revenues: \$50,697,171 Purpose: Enterprise IT operations. Lights on maintenance. Source of funds: Information Technology service fees charged to state agencies. OCIO services include servers, software programming, mainframe, and networking.	FY15 Budgeted Revenues: \$4,081,000 FY16 Budgeted Revenues: \$3,820,000 FY17 Budgeted Revenues: \$3,820,000 Purpose: Citizen facing e-government services. Funds are available to all government entities . Source of funds: Value added service fees collected by the State of Iowa from the sale of driver motor vehicle records, professional licenses, and other online transactions. * Funds obligated to projects, but not yet spent at end of FY14	<table><thead><tr><th></th><th>Requested</th><th>Appropriated</th></tr></thead><tbody><tr><td>FY15:</td><td>\$7,728,189</td><td>\$7,728,189</td></tr><tr><td>FY16:</td><td>\$4,132,949</td><td>\$0</td></tr><tr><td>FY17:</td><td>\$11,000,000</td><td>?</td></tr></tbody></table> Purpose: Enterprise technology consolidation and improvement projects including Broadband. Source of funds: Legislative Appropriation		Requested	Appropriated	FY15:	\$7,728,189	\$7,728,189	FY16:	\$4,132,949	\$0	FY17:	\$11,000,000	?
	Requested	Appropriated													
FY15:	\$7,728,189	\$7,728,189													
FY16:	\$4,132,949	\$0													
FY17:	\$11,000,000	?													
Uses of Funds	Ongoing maintenance of established enterprise IT services including: <ul style="list-style-type: none">State datacentersMainframesNetworks and servers Working capital shortage (for month to month cashflow needs). The federal government allows OCIO to carry up to 60 days (\$8 million) of working capital to ensure payroll and vendor payments can be made on time. Balance Brought Forward money from year to year comprises the OCIO working capital. Agency project support including consolidated services provided to IDR, DNR, DIA, and more!	Citizen-facing agency IT projects including: <ul style="list-style-type: none">Online Licensing (IWD, IDPH)STEM Website (IGOV)Vital Records System (IDPH)Connected Nation (IEDA)Transparency Portal (IGOV)Iowa Fees Website (IGOV) Portal services including: <ul style="list-style-type: none">Public facing agency website redesignE-government servicesMaintenance of motor vehicle records systemOther services provided by Iowa Interactive, LLC Balance Brought Forward money includes encumbered funds for approved agency IT projects.	Innovation Projects including: ✓ Statewide Enterprise Content Management including activities to begin to reduce Iowa paper. Proposed activities will include offerings available to all agencies to digitize paper processes. ✓ Information Security and IT Infrastructure Projects including new secure cyber operations center space, threat detection, monitoring, and new systems to protect citizen data. ✓ Innovation Projects including programs to engage STEM students and Iowa’s technology business startup community to solve critical state data challenges. ✓ Google E-Mail Implementation including the migration of data from 23,500 agency mailboxes and 15,000 additional archived mailboxes.												

Figure 1: State of Iowa Enterprise IT Funding Sources

2015 Enterprise Initiatives

The mission of the Office of the Chief Information Officer (OCIO) is to provide high-quality, customer-focused information technology (IT) services and business solutions to government and to citizens. The 2015 goals of the OCIO included the deployment of more citizen services, improved collaboration, consolidation of IT commodities, increased efficiency, standardization, and transparency.

In 2015, the OCIO worked across a broad range of projects and key initiatives in alignment with these goals. As an IT organization supporting services consumed by every agency of the State of Iowa (State), our key enterprise initiatives are conducted in addition to the day-to-day support activities required to keep government IT services operational and secure. These initiatives maintain alignment with key efficiency goals established by Governor Branstad and with specific legislative mandates described below.

Initiative One: Enterprise Collaboration Teams

As part of improving communications and increasing enterprise collaboration, in 2015 the OCIO facilitated the activities of several cross-agency teams focused on particular areas including Architecture, Geospatial, Investments, Leadership, Policy, Procurement, Training, and Security. These teams, comprised of IT staff from across the Executive Branch, make recommendations to the State CIO. We expect these teams to grow and shrink as well as shift to refocus on emerging needs from time-to-time.

Since the inception of the Enterprise Collaboration Teams, over 250 projects have been reviewed including a large number of agency IT projects and State standards. Several times each month, agencies across the State have participated in discussions and round table talks on the importance of technology decision making and using technology to improve delivery of services to citizens. Furthermore, the teams are focused on finding IT efficiencies throughout the State by identifying and eliminating duplicative efforts, increasing agency collaboration, and decreasing the large number of vendors that are providing similar products to create consistency across the enterprise.

Initiative Two: Google Apps for Government

Beginning in 2012, the State conducted a multi-agency initiative to develop and release a Request for Proposal (RFP) for e-mail services. The initiative was conducted in multiple phases as described below.

In 2014, the OCIO released a RFP for E-mail and Productivity Services for the State and, in September 2014, issued an Intent to Award to Tempus Nova, Inc. In 2015, the OCIO negotiated and executed an agreement with Tempus Nova and began work to prepare for the implementation of Google Apps for Government, a cloud-based e-mail and productivity service offered by Google, Inc. Significant planning, testing, and agency coordination activities were completed in 2015 including numerous technical and project meetings with agency stakeholders in preparation for migration.

Once implemented, this solution will replace eight separate e-mail systems operated across the executive branch. The Google Apps for Government service is expected to save the State of Iowa \$1 to \$2 million over the course of three years, with further savings possible through the use of additional features offered at no additional cost to state agencies.

Initiative Three: Transparency

The Governor's goal of maintaining a transparent and open state government is being advanced by continued strategic investments like the Iowa Administrative Rules website released by OCIO in 2015. Now, Iowans can have direct visibility into the rules process in real time, including opportunity to track and comment on pending rules moving through the administrative rules process. Agencies are required to post rules to the website where citizens can search, track, and receive notifications on rules of interest.

The Administrative Rules portal can be accessed at <https://rules.iowa.gov>.



Figure 2: State of Iowa Administrative Rules website

Initiative Four: Citizen Engagement

A central focus of the OCIO is improving citizen engagement through the use of digital tools. The Iowa Public Comments website was created in 2015 to foster public participation in government helping our state reform plans and prevent over regulation or red tape while encouraging efficiency, economic growth and job creation. The website allows state agencies to post documents related to any topic for public comment. Citizens can review documents, access supporting materials, and provide feedback all through a single, easy-to-access portal. From the website, citizens can also provide general feedback on ways to improve state government. Citizen feedback is then made available for review by policy makers and state leaders.

The Public Comments portal can be accessed at <https://comment.iowa.gov>.

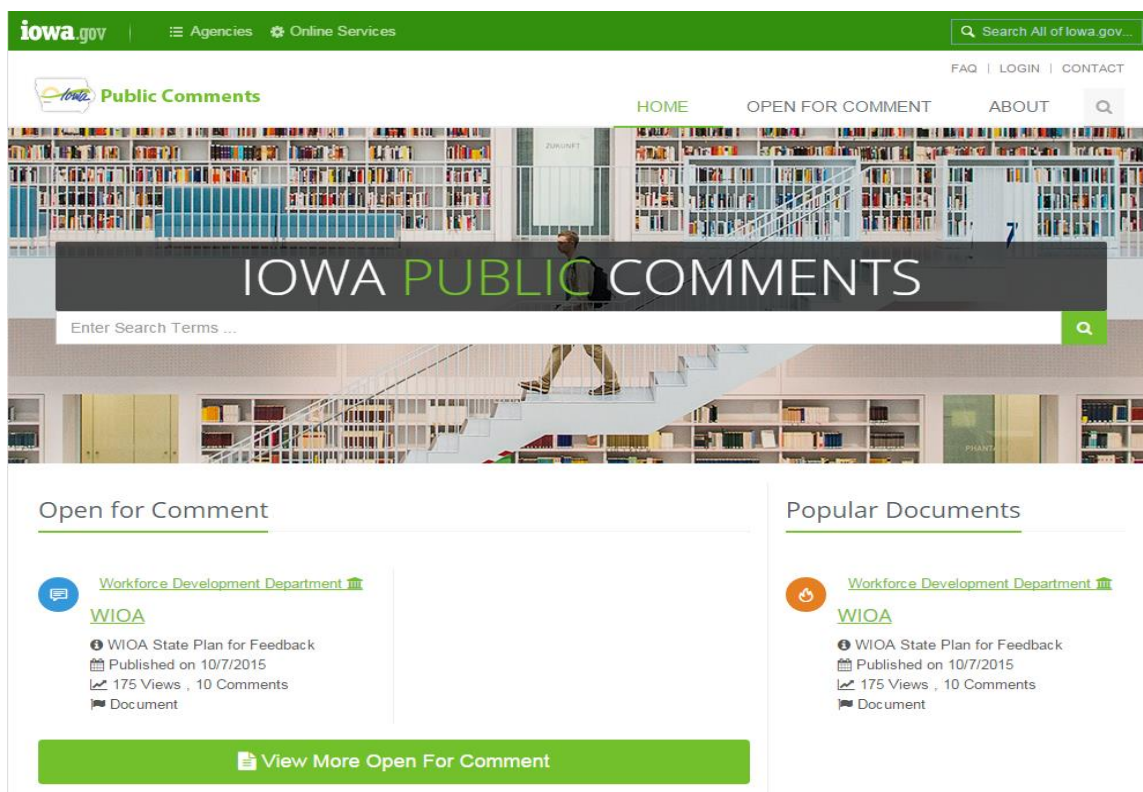


Figure 3: State of Iowa Public Comment website

Initiative Five: Securing IT

The Information Security Office (ISO) partners with several external entities to monitor for cyber threats, prepare for incidents, and promote cybersecurity awareness for the protection and education of all state, city and local governments as well as the citizens of Iowa. The cybersecurity threat facing our state and nation is unprecedented.

Executive Order 87

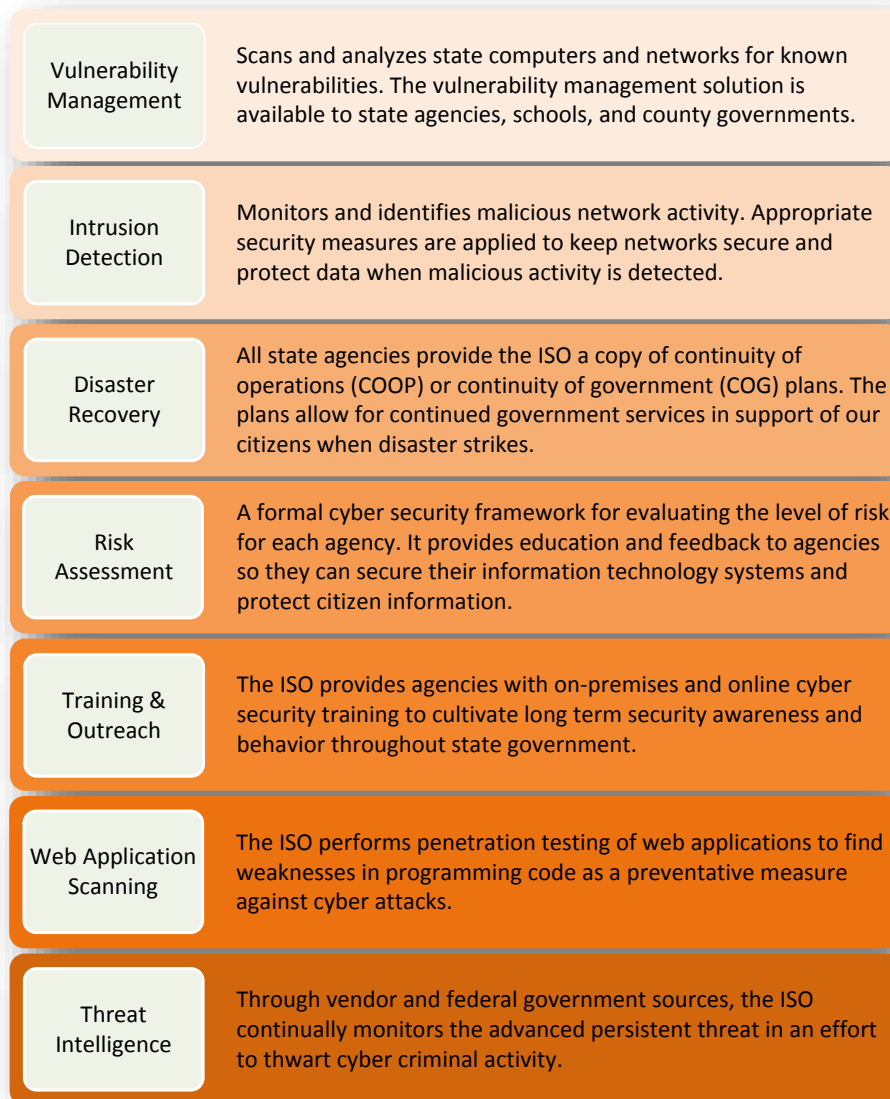
On December 21, 2015, Governor Branstad signed Executive Order 87 directing the OCIO, in coordination with the Iowa Homeland Security and Emergency Management Department, Iowa Communication Network, Iowa National Guard, Department of Public Safety, and other state agencies to create a Cybersecurity Strategy for the Office of the Governor. The work to prepare the strategy document began in the closing days of 2015 and will continue actively in preparation for delivery of Iowa's Cybersecurity Strategy to the Office of the Governor by July 1, 2016.

The Executive Order identified nine major pillars to be emphasized in the strategy including:

- A. Address high risk cybersecurity areas for the State's critical infrastructure and develop plans to better identify, protect, respond, and recover from significant cyber threats.
- B. Establish a process to regularly assess cybersecurity infrastructure and activities within the State.
- C. Provide recommendations related to securing State networks, systems, and data, including interoperability, standardized plans and procedures, and evolving threats and best practices to prevent the unauthorized access, theft, alteration, and destructions of data held by the State.
- D. Implement cybersecurity awareness training for State government.
- E. Identify opportunities to educate the public on ways to prevent cybersecurity attacks and protect the public's personal information.
- F. Collaborate with the private sector and educational institutions to implement cybersecurity best practices.
- G. Recommend science, technology and engineering, and math (STEM) educational and training programs for all K-12 and higher educational programs in order to foster an improved cybersecurity workforce pipeline.
- H. Establish data breach reporting and notification requirements.
- J. Reach other goals and objectives requested by the Office of the Governor.

2015 ISO Initiatives

There are several key projects undertaken by the ISO to promote the secure use of technology and increase cybersecurity awareness for employees and citizens of Iowa. The ISO is committed to protecting confidential data by working with our partners to comply with laws and ensure the latest cybersecurity practices are employed to thwart the efforts of cyber criminals.



Vulnerability Management	Scans and analyzes state computers and networks for known vulnerabilities. The vulnerability management solution is available to state agencies, schools, and county governments.
Intrusion Detection	Monitors and identifies malicious network activity. Appropriate security measures are applied to keep networks secure and protect data when malicious activity is detected.
Disaster Recovery	All state agencies provide the ISO a copy of continuity of operations (COOP) or continuity of government (COG) plans. The plans allow for continued government services in support of our citizens when disaster strikes.
Risk Assessment	A formal cyber security framework for evaluating the level of risk for each agency. It provides education and feedback to agencies so they can secure their information technology systems and protect citizen information.
Training & Outreach	The ISO provides agencies with on-premises and online cyber security training to cultivate long term security awareness and behavior throughout state government.
Web Application Scanning	The ISO performs penetration testing of web applications to find weaknesses in programming code as a preventative measure against cyber attacks.
Threat Intelligence	Through vendor and federal government sources, the ISO continually monitors the advanced persistent threat in an effort to thwart cyber criminal activity.

Figure 4: ISO Current Initiatives

Future ISO Initiatives

As part of our compliance commitment, we continually evaluate the advanced persistent threat and proactively undertake projects that enhance the information technology security posture. The ISO continues to be the leader in protecting information technology resources and data through best practice and we ensure that state agencies are in compliance with all mandatory laws and regulations. The ISO provides a website (secureonline.iowa.gov) to help everyone learn more about cybersecurity and to act in a more secure manner, both at home and work.

Remember, cybersecurity is everyone's responsibility and the person that can best protect you from cyber threats... is you

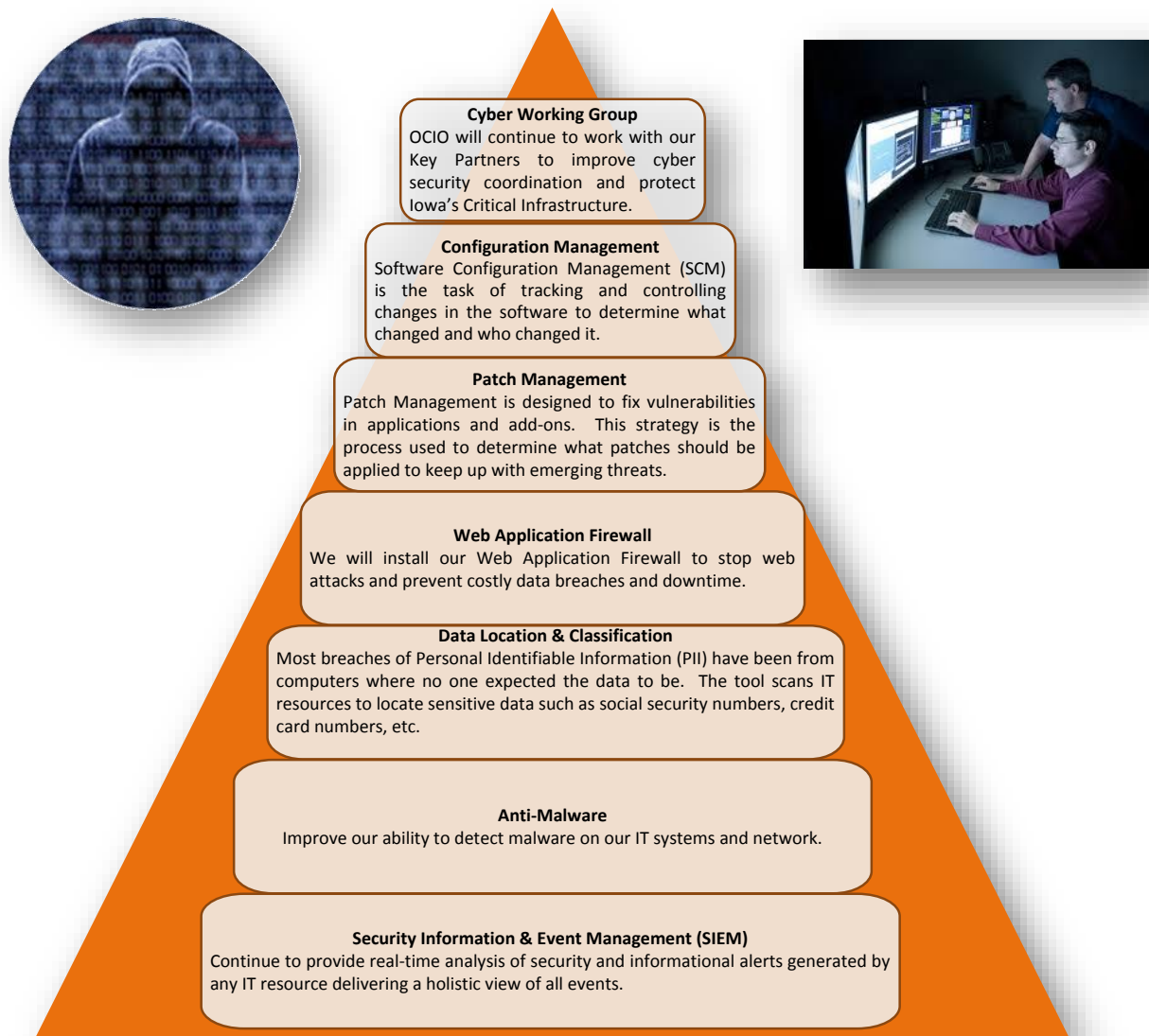


Figure 5: ISO Future Initiatives



OCIO Accomplishments in 2015

The Office of the Chief Information Officer (OCIO) team accomplished many major projects within the realm of information technology (IT) innovation, operations and consolidation. These accomplishments include transparency, cloud services, and innovation projects to support greater efficiency, high quality citizen services, and secure storage for critical State data.



Additionally, the OCIO successfully completed dozens of IT projects and oversaw new consolidation support and planning activities for Alcoholic Beverages (ABD), the Iowa Utilities Board (IUB), Office of the Secretary of State (SOS), Iowa Finance Authority (IFA), State Public Defender (SPD), and others.

Innovation

- **New Iowa Admin Rules website delivered.** The State of Iowa received the Robert Colborn Award from the Administrative Rules Section of the National Association of Secretary of States for the new Iowa Admin Rules website. Iowa has also received a request to share its source code with another state interested in deploying our system.
- **New Public Comment website delivered.** OCIO developed and released the new Public Comment website for gathering citizen feedback on documents, programs, and policy under consideration by agencies of state government.
- **Google Apps For Government.** The OCIO successfully awarded and negotiated an agreement with Tempus Nova, Inc. for the deployment of Google Apps for Government for the State of Iowa following multiple unsuccessful vendor appeals. Migration activities have begun to replace numerous aging State e-mail systems operated by many agencies.

Operations

- **Managed Services Invitation to Qualify.** In 2015, the OCIO released a new Invitation to Qualify for Managed IT Services to the vendor community. This new program will include opportunity for the State to engage best-of-breed private sector firms to support cloud administration, infrastructure administration, business services, and software development.
- **Technology Account Managers Deployed.** In 2015, the OCIO announced its new strategy for agency coordination including the deployment of OCIO representatives focused on technology liaison and planning services for the agencies. These Technology Account Managers have been assigned to assist agencies with IT planning, budget, coordination, service delivery, and technology oversight tasks. In 2015, the inaugural class of Technology Account Managers were assigned to IDR, DNR, DAS, IFA, ABD, and the Boards of Public Health.
- **IT Health Check and Assessment Services.** OCIO completed procurement and contracting activities with a private sector firm specializing in IT assessments and health checks. Initial services were provided to the Office of Secretary of State for a full scale review of technology supports and services. For nearly a decade, OCIO and ITE as its predecessor, redirected considerable staff time into providing IT Health Check and

Assessment Services which delayed other projects. Agencies can now retain a third party IT Health Check and Assessment at low cost and without redirecting the work of OCIO staff from other critical enterprise projects.

IT Consolidation

- **Office of the Secretary of State.** At the request of the Office of the Secretary of State, the OCIO engaged private sector IT Health Check and Assessment Services to conduct a full scale assessment of the condition of IT for the Office of Secretary of State. In addition, the OCIO provided advisory services including cost analysis, information gathering, and vendor requests for information in support of Elections and Business system replacements.
- **Iowa Finance Authority.** The OCIO worked with Iowa Finance Authority to provide oversight and standardization for its infrastructure portfolio including day-to-day support for its IT team.
- **Iowa Utilities Board.** Coordination and planning activities between OCIO and the Iowa Utilities Board in 2015 resulted in a transfer of IT supports for infrastructure and applications, along with the transition of Iowa Utilities Board IT support personnel to the OCIO.
- **State Public Defender.** In 2015, the OCIO assisted State Public Defender with application development for its Claims System and with IT consolidation pre-planning assistance.
- **Support for All Agencies of State Government.** Throughout 2015, the OCIO provided value-added IT services to every agency of the State of Iowa including a variety of e-mail, mainframe, software development, server hosting, information security, and database support services.

Vision for 2016

With each passing year, the pace of technological change is accelerating. Over the years, information technology (IT) services like e-mail that were originally managed by a small group of internal staff have grown in complexity, taking more expertise than ever before. Meanwhile, securing and protecting citizen data has become increasingly challenging.



Finding a balance between maintaining aging systems and developing new innovation projects is the central challenge for IT departments across the United States. As the OCIO looks forward to 2016, we plan to expand our brokerage model to include public and private sector partnerships focused on securing our systems, maintaining critical services, and making state government more efficient, citizen focused, and agile. By engaging partners to manage our long term support needs, the OCIO can turn its focus to the innovation challenges of government and to transforming the delivery of next generation services for all agencies of the State of Iowa.

The following core initiatives will be emphasized for 2016:

- **Enterprise Content Management Pilot Project.** In coordination with the Department of Administrative Services, the OCIO will implement a pilot project for Enterprise Content Management to digitize vendor invoices submitted to the State in coordination with the I/3 system.
- **Implement Google Apps for Government.** The OCIO will work to complete the initial migration of State e-mail data into the Google Apps for Government solution. A go-live date has not yet been determined but is anticipated to occur in 2016.
- **New Standards for IT.** The OCIO will begin work to promulgate additional IT standards that require agencies to provide project management status updates for all IT investments, to be managed centrally by the OCIO for improved project transparency and accountability.
- **Datacenter Migration.** In 2014, the primary State of Iowa datacenter experienced an electrical fire that brought down most Statewide IT services. Since that time, the primary datacenter generator reached end of life and was not funded for replacement. In 2016, the State of Iowa will secure third party datacenter services and begin the migration of State IT assets into that environment.
- **Support for Executive Order 87.** As directed by Governor Branstad in Executive Order 87, the OCIO will lead a multi-agency project to develop and deliver a Cybersecurity Strategy for the State of Iowa.
- **State/Local/Education Partnerships.** The OCIO will expand its cross-jurisdictional partnership efforts in 2016 to include new activities with cities, counties, and school districts. New efforts with Iowa Regents institutions will also be explored.

Metrics

The Office of the Chief Information Officer (OCIO) has established the following measurable goals to evaluate progress and moreover improve results so we can better serve citizens. These metrics span core functions within the OCIO.

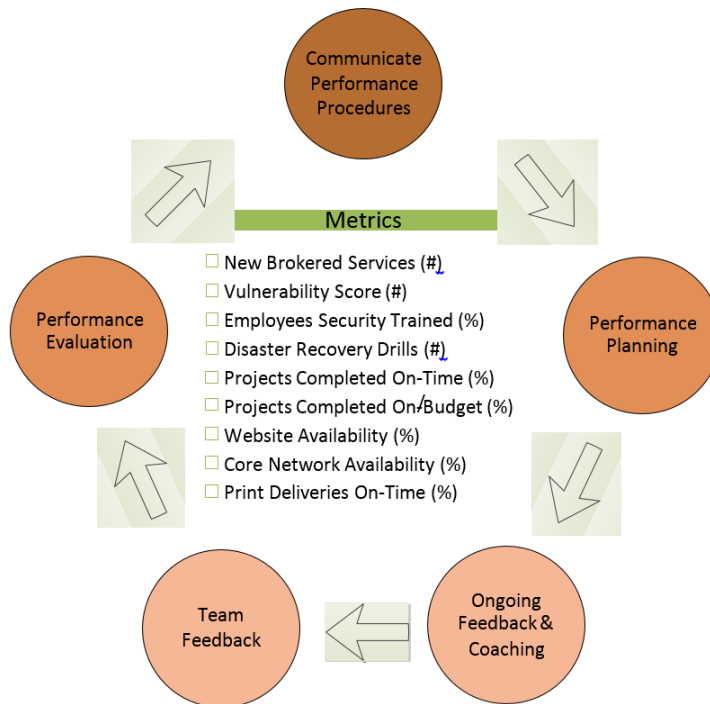


Figure 6: OCIO Performance Metrics

2015 Key Results

The following highlights key results in services offered by the OCIO.

Number of new IT services delivered

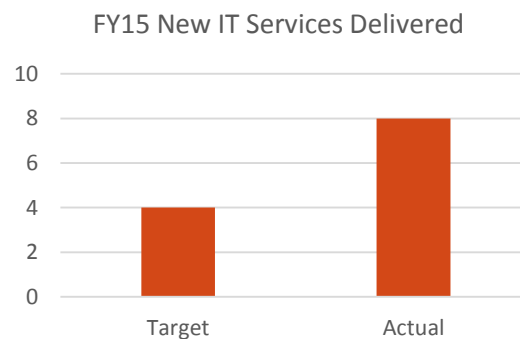
OCIO brokers IT services for the State. The OCIO team negotiates vendor contracts, offers these services to agencies, and monitors vendor performance.

Why are we doing this? To provide statewide consistency in negotiated terms & conditions, and offer agencies a set of managed services, reducing agency effort in contracting and freeing up their time to focus on delivering business solutions.

What was achieved? This year the Business Services team exceeded their target, delivering a total of 8 new IT services including: GovDelivery, Webdam, BasicGov, SiteImprove, Amazon web hosting, IT Assessment services, Infogroup, and Google Apps for Government.

Data source: Business Services Division Administrator

Data reliability: Data are based on contracts executed for new services within the fiscal year.



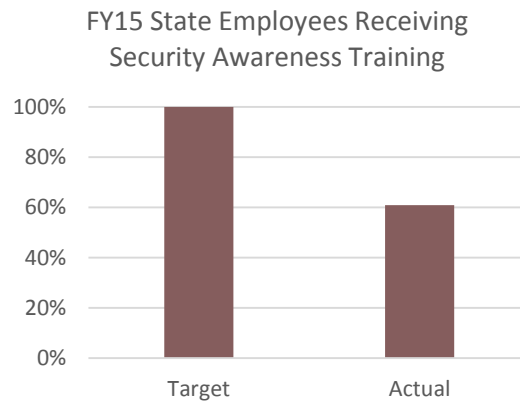
Percent of State employees receiving security awareness training

The OCIO Information Security Office (ISO) provisions and monitors the State's security awareness training program.

Why are we using this measure? The State's first line of defense in preventing a cyber-threat is its employees.

Cybersecurity is everyone's responsibility and training is a critical part of our State's

Cybersecurity program. Annual security training provides all State employees information about cybersecurity and their role in safeguarding data.



What was achieved? Out of 18,352 state employees on record, 11,328 have completed the training. Agency compliance and participation are required to meet target. Securing the Human was offered to all State agencies. The actual performance is reflective of State employees participating in Securing the Human Training only. This likely underestimates actual performance as some agencies requested in-person in lieu of Securing the Human Training while others offered their own training. Securing the Human Training was also offered to cities, counties and school districts in Iowa; however, their participation is not included in this performance metric.

Data sources: Securing the Human Training VLE, data.iowa.gov

Data reliability: The processes for enrolling employees in training varies by agency.

Additionally, participation varies by agency as some agencies may offer training to only a subset of employees or participate in an alternative training. These numbers reflect participation in Securing the Human Training only.

IOWAccess Revolving Fund

The various IOWAccess projects that have been developed through the IOWAccess Revolving Fund continue to make more data available from state government and are a means to connect more citizens to their government. Since 1998, completed projects totaling over \$15 million have been financially supported by IOWAccess. In addition, over \$5 million has been awarded towards e-Government projects currently under development.



IOWAccess funds support website development efforts of our partner Iowa Interactive. According to the IOWAccess Annual Report, in FY15 Iowa Interactive invested 39,066 hours in development, project management, maintenance, customer support, account management and portal management activities and launched 27 total projects resulting in a cost avoidance of \$6,810,276.

Several agencies have completed medium to large sized projects this year which will benefit Iowans and make state government more efficient. One of the largest IOWAccess projects completed in FY15 was a project for the Iowa Economic Development Authority. This project was the Connect Iowa Mapping Broadband and had a total expenditure in IOWAccess funds of \$730,504. This IOWAccess project was funded to support the Connected Iowa program which has as one of its main goals to increase the availability of broadband Internet access for the public. Project costs to support the program included data collection and analysis of metrics, geospatial analysis, public outreach, stakeholder coordination, and connected communities programs.

The full report for IOWAccess can be found in Appendix C which contains the details of ongoing projects and their expenditures. IOWAccess earned \$22,164 dollars in interest for FY15.

Financials

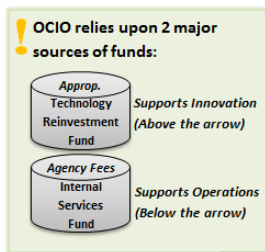
The Office of the Chief Information Officer (OCIO) projects minor increases in budget as initiatives continue to centralize administration, broker services, consolidate, and improve processes. Although increases in OCIO Internal Services Fund revenues are anticipated from FY14 through FY17, these are the result of increased agency utilization of OCIO services – driving gains in efficiency and capability.

The budget projection is required by the Legislature and provided by the OCIO.



Technology Reinvestment Fund

- ONLY source of innovation funding for OCIO!
- Supports New Project and New Services!
- Supports Transformational Change!



Tech Reinvestment Fund:
 ↑\$7,728,189

- ✓ Google E-Mail
- ✓ E-mail Security Review
- ✓ Collaboration Services
- ✓ Broadband Support
- ✓ Innovation pipeline
- ✓ Information Security
- ✓ Transparency

Tech Reinvestment Fund:
 ↓\$0

No FY16 TRF appropriation slows innovation and delays projects for another year!

Tech Reinvestment Fund:

\$11,000,000 Requested
 \$2,000,000 Funded - Broadband

- ✓ Innovation Projects
- ✓ Information Security & Datacenter Move
- ✓ Digitize Paper! Electronic Content Mgmt.
- ✓ Broadband Projects
- ✓ Statewide IT Inventory
- ✓ FY15 TRF remaining projects—Google

FY16

Internal Services Fund:

↑\$50,697,171

↓Starting Balance: \$6,804,366

- ✓ Managed IT Services Contracts
- ✓ Storage and Server Upgrades
- ✓ Datacenter Planning
- ✓ SOS/SPD/IFA Support

FY15 OCIO Begins!

Internal Services Fund:

↑\$48,577,864

↓Starting Balance: \$6,900,000

- ✓ IT Brokerage Services/Contracts
- ✓ Technology Account Managers
- ✓ Windows 2003 to Windows 2012
- ✓ Project Management Office
- ✓ IT Governance

Tech Reinvestment Fund:
 \$0

FY14

Internal Services Fund:

\$47,509,543

Starting Balance: \$7,260,148

- ✓ New IT Helpdesk Software
- ✓ Hoover datacenter
- ✓ Microsoft software renewal
- ✓ DNR & IRGC Consolidations
- ✓ Revenue IT Processing



OCIO Internal Services Fund

- Supports Steady State Centralized IT Operations
- Supports \$30+ million in agency IT projects
- Infrastructure, Application Support, Security, and Project Management for critical Iowa IT systems
- Source of funds is agency fees. Federal Rules Apply. No Ability to Fund New Services or Innovation Projects

Internal Services Fund is forecast to have steady revenues FY16 - FY17 (\$50.697 million), but declining cash as OCIO reimburses federal government for over recovery in prior years. OCIO still maintains less than its 60-day working capital needs.

Figure 7: OCIO 5 Year Budget Projection as of Dec 2014

Statewide Technology Spend

In accordance with Iowa Code Chapter 8B.21 section 6, the Office of the Chief Information Office creates an annual report regarding total spend on technology. A detailed breakdown of FY15 IT expenditures is included with this document as Appendix A. A summary analysis of that data is as follows:

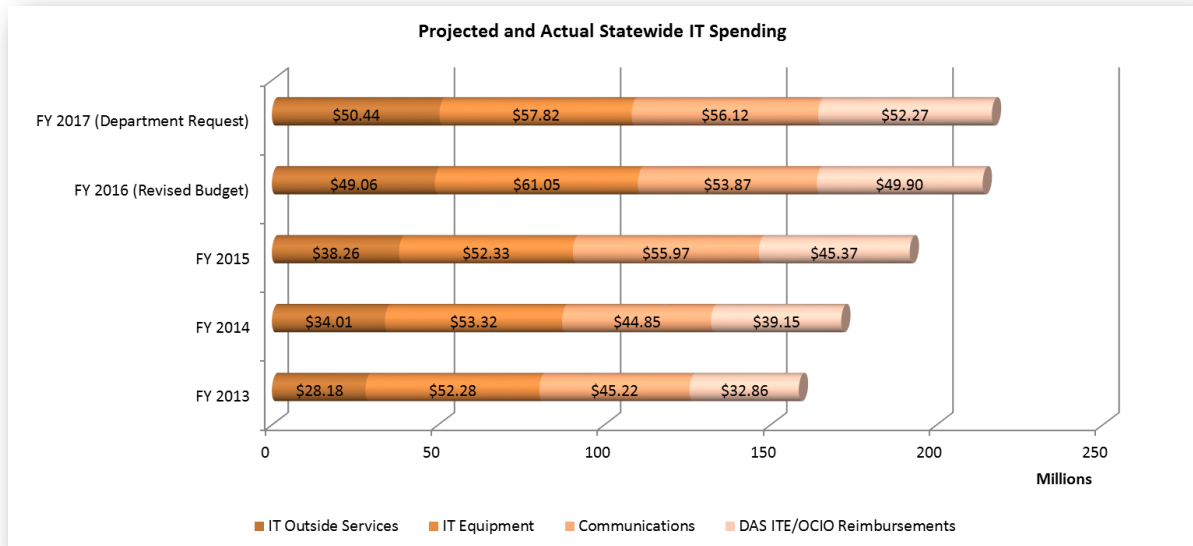


Figure 8: Projected and Actual Statewide IT Spending for FYs 2013-2017

There are four classes of data queried from the I/3 financial system: IT outside services, IT equipment, communications and ITE/OCIO reimbursements.

- **IT outside services** is comprised of IT services provided by vendors to support a variety of state government projects and initiatives.
- **IT equipment and software** procurements provide the necessary equipment and software for workstations, network components, servers, and mainframes.
- **Communications** services include infrastructure for telephone networks and service charges from telecommunications providers.
- **DAS-ITE/OCIO reimbursements** are service charges paid to DAS-ITE/OCIO for the delivery of IT services to state agencies. Service fees fund OCIO internal operations in support of state government.

Accompanying Documents

Appendix A: FY2015 Statewide Technology Expenditure Report

Appendix B: FY2011 and FY2012 Return on Investment Program Project Status Report

Appendix C: FY2015 IOWAccess Revolving Fund Annual Report

Appendix D: Iowa Interactive Annual Report

Appendix E: Information Technology Device Inventory

Appendix F: Salary Report

Appendix G: Donations, Grants, Gifts, and Contributions Report

Report ID: TGB
Source: I/3 Finance
Budget FY: 2015

STATE OF IOWA
EXPENDITURES FOR OBJECT CLASSES 418 AND 510

Page: 1 of 194
Run Date: 09/23/2015
Run Time: 04:00:08 AM

Month	Department	Department Name	Object Class	Object	Object Name	Posting Am
August	005	Administrative Services, Dept	418	4184	IT Technical Consultants	455.00
October				4184	IT Technical Consultants	260.00
November				4184	IT Technical Consultants	65.00
February				4184	IT Technical Consultants	130.00
July (H/O)				4184	IT Technical Consultants	130.00
	005	Administrative Services, Dept	418		Sum:	1,040.00

Month	Department	Department Name	Object Class	Object	Object Name	Posting Am
July	005	Administrative Services, Dept	510	3820	Desktop SW Purchase or License	3,502.44
				3850	Desktop SW Maintenance,Consumable	772.77
				3950	Server SW Maintenance,Consumable	222,622.33
				4050	Network SW Maintenance,Consumable	1,393.33
August				3810	Desktop HW Purchase or Lease-Non Inventory	301.92
				3820	Desktop SW Purchase or License	7,528.47
				3850	Desktop SW Maintenance,Consumable	1,000.75
				3910	Server HW Purchase or Lease-Non Inventory	286.31
				3920	Server SW Purchase or License	38,710.86
				3940	Server HW Maintenance,Consumable	91,386.88
				3950	Server SW Maintenance,Consumable	3,418.16
September				3810	Desktop HW Purchase or Lease-Non Inventory	174.03
				3820	Desktop SW Purchase or License	339.15
				3910	Server HW Purchase or Lease-Non Inventory	286.31
				3920	Server SW Purchase or License	19,355.43
				3940	Server HW Maintenance,Consumable	80,682.20
				3950	Server SW Maintenance,Consumable	1,182,184.90

Report ID: TGB
Source: I/3 Finance
Budget FY: 2015

STATE OF IOWA
EXPENDITURES FOR OBJECT CLASSES 418 AND 510

Page: 2 of 194
Run Date: 09/23/2015
Run Time: 04:00:08 AM

Month	Department	Department Name	Object Class	Object	Object Name	Posting Am
October	005	Administrative Services, Dept	510	3810	Desktop HW Purchase or Lease-Non Inventory	290.59
				3820	Desktop SW Purchase or License	16.99
				3850	Desktop SW Maintenance,Consumable	731.75
				3910	Server HW Purchase or Lease-Non Inventory	286.31
				3920	Server SW Purchase or License	19,355.43
				3950	Server SW Maintenance,Consumable	46,648.51
November				3810	Desktop HW Purchase or Lease-Non Inventory	150.96
				3850	Desktop SW Maintenance,Consumable	1,710.00
				3910	Server HW Purchase or Lease-Non Inventory	286.31
				3920	Server SW Purchase or License	19,355.43
				3950	Server SW Maintenance,Consumable	16,041.85
December				3810	Desktop HW Purchase or Lease-Non Inventory	150.96
				3820	Desktop SW Purchase or License	3,703.27
				3920	Server SW Purchase or License	19,355.43
				3950	Server SW Maintenance,Consumable	1,206.79
				4710	Printer HW Purchase or Lease-Non Inventory	721.86
January				3810	Desktop HW Purchase or Lease-Non Inventory	150.96
				3820	Desktop SW Purchase or License	3,166.04
				3920	Server SW Purchase or License	19,355.43
				3950	Server SW Maintenance,Consumable	6,693.13
				4710	Printer HW Purchase or Lease-Non Inventory	586.77
February				3810	Desktop HW Purchase or Lease-Non Inventory	150.96
				3820	Desktop SW Purchase or License	311.77
				3920	Server SW Purchase or License	19,355.43
				4730	Printer Misc,Parts,Supplies,Consumable	222.09

Report ID: TGB
Source: I/3 Finance
Budget FY: 2015

STATE OF IOWA
EXPENDITURES FOR OBJECT CLASSES 418 AND 510

Page: 3 of 194
Run Date: 09/23/2015
Run Time: 04:00:08 AM

Month	Department	Department Name	Object Class	Object	Object Name	Posting Am
March	005	Administrative Services, Dept	510	3810	Desktop HW Purchase or Lease-Non Inventory	67.77
				3920	Server SW Purchase or License	20,300.93
				3950	Server SW Maintenance,Consumable	11,841.24
				4710	Printer HW Purchase or Lease-Non Inventory	(18.90)
				4730	Printer Misc,Parts,Supplies,Consumable	191.97
April				3810	Desktop HW Purchase or Lease-Non Inventory	67.77
				3820	Desktop SW Purchase or License	339.15
				3920	Server SW Purchase or License	21,381.50
				3950	Server SW Maintenance,Consumable	179,872.68
				4730	Printer Misc,Parts,Supplies,Consumable	299.99
May				3810	Desktop HW Purchase or Lease-Non Inventory	121.20
				3820	Desktop SW Purchase or License	363.96
				3850	Desktop SW Maintenance,Consumable	148.06
				3920	Server SW Purchase or License	22,327.00
				3950	Server SW Maintenance,Consumable	4,135.04
				4730	Printer Misc,Parts,Supplies,Consumable	71,758.47
June				3810	Desktop HW Purchase or Lease-Non Inventory	279.33
				3820	Desktop SW Purchase or License	363.96
				3850	Desktop SW Maintenance,Consumable	29.95
				3920	Server SW Purchase or License	57,740.25
				3950	Server SW Maintenance,Consumable	4,407.04
				4020	Network SW Purchase or License	27,000.00
July (H/O)				3810	Desktop HW Purchase or Lease-Non Inventory	4,959.97
				3820	Desktop SW Purchase or License	548.77
				3850	Desktop SW Maintenance,Consumable	(456.00)

Report ID: TGB
Source: I/3 Finance
Budget FY: 2015

STATE OF IOWA
EXPENDITURES FOR OBJECT CLASSES 418 AND 510

Page: 4 of 194
Run Date: 09/23/2015
Run Time: 04:00:08 AM

Month	Department	Department Name	Object Class	Object	Object Name	Posting Am
July (H/O)	005	Administrative Services, Dept	510	3950	Server SW Maintenance,Consumable	(135,626.39)
August (H/O)				3820	Desktop SW Purchase or License	4,543.34
	005	Administrative Services, Dept	510		Sum:	2,130,939.31

Month	Department	Department Name	Object Class	Object	Object Name	Posting Am
July	009	Agriculture and Land Stewardship	510	3820	Desktop SW Purchase or License	6,978.93
				3930	Server Misc,Parts,Supplies,Consumable	600.00
August				3820	Desktop SW Purchase or License	339.15
				4730	Printer Misc,Parts,Supplies,Consumable	138.14
September				3820	Desktop SW Purchase or License	25,547.98
				3830	Desktop Misc,Parts,Supplies,Consumable	289.49
				4730	Printer Misc,Parts,Supplies,Consumable	1,075.47
October				3820	Desktop SW Purchase or License	2,359.98
				3830	Desktop Misc,Parts,Supplies,Consumable	214.09
				4020	Network SW Purchase or License	599.97
				4730	Printer Misc,Parts,Supplies,Consumable	2,136.94
November				3810	Desktop HW Purchase or Lease-Non Inventory	836.88
				3820	Desktop SW Purchase or License	79.98
				3830	Desktop Misc,Parts,Supplies,Consumable	406.58
				4710	Printer HW Purchase or Lease-Non Inventory	196.51
				4730	Printer Misc,Parts,Supplies,Consumable	1,374.84
December				3820	Desktop SW Purchase or License	79.98
				3830	Desktop Misc,Parts,Supplies,Consumable	341.02
				4730	Printer Misc,Parts,Supplies,Consumable	538.28
January				3820	Desktop SW Purchase or License	79.98

Report ID: TGB
Source: I/3 Finance
Budget FY: 2015

STATE OF IOWA
EXPENDITURES FOR OBJECT CLASSES 418 AND 510

Page: 5 of 194
Run Date: 09/23/2015
Run Time: 04:00:08 AM

Month	Department	Department Name	Object Class	Object	Object Name	Posting Am
January	009	Agriculture and Land Stewardship	510	4710	Printer HW Purchase or Lease-Non Inventory	275.51
				4730	Printer Misc,Parts,Supplies,Consumable	857.90
February				3820	Desktop SW Purchase or License	79.98
				4030	Network Misc,Parts,Supplies,Consumable	172.56
				4730	Printer Misc,Parts,Supplies,Consumable	238.74
March				3810	Desktop HW Purchase or Lease-Non Inventory	2,249.33
				3820	Desktop SW Purchase or License	115.98
				3830	Desktop Misc,Parts,Supplies,Consumable	462.18
				3840	Desktop HW Maintenance,Consumable	271.20
				4030	Network Misc,Parts,Supplies,Consumable	269.12
				4730	Printer Misc,Parts,Supplies,Consumable	599.24
April				3810	Desktop HW Purchase or Lease-Non Inventory	498.37
				3820	Desktop SW Purchase or License	79.98
				3830	Desktop Misc,Parts,Supplies,Consumable	427.33
				4710	Printer HW Purchase or Lease-Non Inventory	607.66
				4730	Printer Misc,Parts,Supplies,Consumable	1,663.24
May				3810	Desktop HW Purchase or Lease-Non Inventory	2,346.63
				3820	Desktop SW Purchase or License	79.98
				3830	Desktop Misc,Parts,Supplies,Consumable	230.92
				3930	Server Misc,Parts,Supplies,Consumable	5,388.00
				4710	Printer HW Purchase or Lease-Non Inventory	566.05
				4730	Printer Misc,Parts,Supplies,Consumable	1,679.84
June				3810	Desktop HW Purchase or Lease-Non Inventory	70,784.62
				3820	Desktop SW Purchase or License	79.98
				3830	Desktop Misc,Parts,Supplies,Consumable	697.52

Report ID: TGB
Source: I/3 Finance
Budget FY: 2015

STATE OF IOWA
EXPENDITURES FOR OBJECT CLASSES 418 AND 510

Page: 6 of 194
Run Date: 09/23/2015
Run Time: 04:00:08 AM

Month	Department	Department Name	Object Class	Object	Object Name	Posting Am
June	009	Agriculture and Land Stewardship	510	3840	Desktop HW Maintenance,Consumable	2,773.20
				4020	Network SW Purchase or License	2,421.45
				4730	Printer Misc,Parts,Supplies,Consumable	3,266.74
July (H/O)				3810	Desktop HW Purchase or Lease-Non Inventory	22,852.69
				3820	Desktop SW Purchase or License	79.98
				3830	Desktop Misc,Parts,Supplies,Consumable	860.01
				3910	Server HW Purchase or Lease-Non Inventory	2,397.82
				3930	Server Misc,Parts,Supplies,Consumable	1,110.00
				4020	Network SW Purchase or License	16,884.23
				4710	Printer HW Purchase or Lease-Non Inventory	245.89
				4730	Printer Misc,Parts,Supplies,Consumable	994.21
August (H/O)				3820	Desktop SW Purchase or License	79.98
				4730	Printer Misc,Parts,Supplies,Consumable	265.11
				4740	Printer HW Maintenance,Consumable	723.24
	009	Agriculture and Land Stewardship	510		Sum:	189,890.60

Month	Department	Department Name	Object Class	Object	Object Name	Posting Am
August	112	Attorney General	418	4181	IT Professional Services	60,913.40
September				4181	IT Professional Services	60,913.40
October				4181	IT Professional Services	60,913.40
November				4181	IT Professional Services	60,913.40
December				4181	IT Professional Services	60,913.40
January				4181	IT Professional Services	60,913.40
February				4181	IT Professional Services	60,913.40
March				4181	IT Professional Services	60,913.40

Report ID: TGB
Source: I/3 Finance
Budget FY: 2015

STATE OF IOWA
EXPENDITURES FOR OBJECT CLASSES 418 AND 510

Page: 7 of 194
Run Date: 09/23/2015
Run Time: 04:00:08 AM

Month	Department	Department Name	Object Class	Object	Object Name	Posting Am
April	112	Attorney General	418	4181	IT Professional Services	60,913.40
May				4181	IT Professional Services	60,913.40
June				4181	IT Professional Services	60,913.40
July (H/O)				4181	IT Professional Services	60,913.40
	112	Attorney General	418		Sum:	730,960.80

Month	Department	Department Name	Object Class	Object	Object Name	Posting Am
July	112	Attorney General	510	3820	Desktop SW Purchase or License	682.13
				3830	Desktop Misc,Parts,Supplies,Consumable	131.78
				3920	Server SW Purchase or License	11,918.15
				4710	Printer HW Purchase or Lease-Non Inventory	3,241.92
				4740	Printer HW Maintenance,Consumable	142.50
August				3820	Desktop SW Purchase or License	716.82
				3830	Desktop Misc,Parts,Supplies,Consumable	86.00
				4740	Printer HW Maintenance,Consumable	285.50
September				3810	Desktop HW Purchase or Lease-Non Inventory	1,583.00
				3820	Desktop SW Purchase or License	131.89
				3830	Desktop Misc,Parts,Supplies,Consumable	529.79
				4710	Printer HW Purchase or Lease-Non Inventory	1,338.80
				4740	Printer HW Maintenance,Consumable	118.75
October				3820	Desktop SW Purchase or License	395.67
				3830	Desktop Misc,Parts,Supplies,Consumable	227.23
				3850	Desktop SW Maintenance,Consumable	1,132.63
				3950	Server SW Maintenance,Consumable	2,880.00
November				3830	Desktop Misc,Parts,Supplies,Consumable	265.00

Report ID: TGB
Source: I/3 Finance
Budget FY: 2015

STATE OF IOWA
EXPENDITURES FOR OBJECT CLASSES 418 AND 510

Page: 8 of 194
Run Date: 09/23/2015
Run Time: 04:00:08 AM

Month	Department	Department Name	Object Class	Object	Object Name	Posting Am
November	112	Attorney General	510	4740	Printer HW Maintenance,Consumable	235.00
December				3830	Desktop Misc,Parts,Supplies,Consumable	88.00
				3850	Desktop SW Maintenance,Consumable	798.00
January				3820	Desktop SW Purchase or License	10,075.18
				3830	Desktop Misc,Parts,Supplies,Consumable	437.00
				3920	Server SW Purchase or License	3,331.50
				4740	Printer HW Maintenance,Consumable	519.00
February				3830	Desktop Misc,Parts,Supplies,Consumable	260.00
				3850	Desktop SW Maintenance,Consumable	252.75
				3911	Server HW Purchase or Lease-Inventory	9,689.39
				3920	Server SW Purchase or License	1,720.05
				3950	Server SW Maintenance,Consumable	2,100.00
				4740	Printer HW Maintenance,Consumable	602.66
March				3820	Desktop SW Purchase or License	1,098.09
				3830	Desktop Misc,Parts,Supplies,Consumable	263.20
				3920	Server SW Purchase or License	10,199.00
				3930	Server Misc,Parts,Supplies,Consumable	509.54
				3950	Server SW Maintenance,Consumable	3,775.00
				4740	Printer HW Maintenance,Consumable	130.00
April				3820	Desktop SW Purchase or License	161.88
				3830	Desktop Misc,Parts,Supplies,Consumable	502.48
				3911	Server HW Purchase or Lease-Inventory	10,709.20
				3950	Server SW Maintenance,Consumable	3,080.00
				4710	Printer HW Purchase or Lease-Non Inventory	822.26
				4740	Printer HW Maintenance,Consumable	334.00

Report ID: TGB
Source: I/3 Finance
Budget FY: 2015

STATE OF IOWA
EXPENDITURES FOR OBJECT CLASSES 418 AND 510

Page: 9 of 194
Run Date: 09/23/2015
Run Time: 04:00:08 AM

Month	Department	Department Name	Object Class	Object	Object Name	Posting Am
May	112	Attorney General	510	3820	Desktop SW Purchase or License	89.96
				3830	Desktop Misc,Parts,Supplies,Consumable	758.00
				3850	Desktop SW Maintenance,Consumable	456.25
				3950	Server SW Maintenance,Consumable	500.00
				4740	Printer HW Maintenance,Consumable	190.00
June				3810	Desktop HW Purchase or Lease-Non Inventory	1,289.00
				3830	Desktop Misc,Parts,Supplies,Consumable	566.79
				3920	Server SW Purchase or License	454.67
				3950	Server SW Maintenance,Consumable	500.00
				4010	Network HW Purchase or Lease-Non Inventory	15,884.07
				4030	Network Misc,Parts,Supplies,Consumable	44.00
				4740	Printer HW Maintenance,Consumable	214.00
July (H/O)				3830	Desktop Misc,Parts,Supplies,Consumable	28.00
				3850	Desktop SW Maintenance,Consumable	554.25
				3950	Server SW Maintenance,Consumable	500.00
August (H/O)				3950	Server SW Maintenance,Consumable	550.00
	112	Attorney General	510		Sum:	110,079.73

Month	Department	Department Name	Object Class	Object	Object Name	Posting Am
July	114	Consumer Advocate	510	3820	Desktop SW Purchase or License	600.00
				3830	Desktop Misc,Parts,Supplies,Consumable	55.20
October				3810	Desktop HW Purchase or Lease-Non Inventory	3,135.00
				3850	Desktop SW Maintenance,Consumable	339.18
November				3820	Desktop SW Purchase or License	1,000.00
May				3810	Desktop HW Purchase or Lease-Non Inventory	1,698.00

Report ID: TGB
Source: I/3 Finance
Budget FY: 2015

STATE OF IOWA
EXPENDITURES FOR OBJECT CLASSES 418 AND 510

Page: 10 of 194
Run Date: 09/23/2015
Run Time: 04:00:08 AM

Month	Department	Department Name	Object Class	Object	Object Name	Posting Am
July (H/O)	114	Consumer Advocate	510	3820	Desktop SW Purchase or License	168.00
	114	Consumer Advocate	510		Sum:	6,995.38

Month	Department	Department Name	Object Class	Object	Object Name	Posting Am
July	126	Auditor Of State	510	3811	Desktop HW Purchase or Lease-Inventory	30,146.51
				3850	Desktop SW Maintenance,Consumable	9,846.14
				3940	Server HW Maintenance,Consumable	275.00
				3950	Server SW Maintenance,Consumable	10,742.28
				4050	Network SW Maintenance,Consumable	2,700.00
				4730	Printer Misc,Parts,Supplies,Consumable	210.40
August				3930	Server Misc,Parts,Supplies,Consumable	139.98
				4040	Network HW Maintenance,Consumable	85.00
				4730	Printer Misc,Parts,Supplies,Consumable	278.60
				4740	Printer HW Maintenance,Consumable	135.00
September				3820	Desktop SW Purchase or License	249.00
				4040	Network HW Maintenance,Consumable	85.00
				4730	Printer Misc,Parts,Supplies,Consumable	2,234.20
				4740	Printer HW Maintenance,Consumable	256.99
October				3830	Desktop Misc,Parts,Supplies,Consumable	35.10
				4730	Printer Misc,Parts,Supplies,Consumable	1,006.97
				4740	Printer HW Maintenance,Consumable	310.99
November				3850	Desktop SW Maintenance,Consumable	982.80
				4040	Network HW Maintenance,Consumable	85.00
				4730	Printer Misc,Parts,Supplies,Consumable	2,008.73
				4740	Printer HW Maintenance,Consumable	140.00

Report ID: TGB
Source: I/3 Finance
Budget FY: 2015

STATE OF IOWA
EXPENDITURES FOR OBJECT CLASSES 418 AND 510

Page: 11 of 194
Run Date: 09/23/2015
Run Time: 04:00:08 AM

Month	Department	Department Name	Object Class	Object	Object Name	Posting Am
December	126	Auditor Of State	510	4040	Network HW Maintenance,Consumable	85.00
				4730	Printer Misc,Parts,Supplies,Consumable	1,151.91
				4740	Printer HW Maintenance,Consumable	189.00
January				4730	Printer Misc,Parts,Supplies,Consumable	1,147.40
				4740	Printer HW Maintenance,Consumable	190.00
February				4040	Network HW Maintenance,Consumable	170.00
				4730	Printer Misc,Parts,Supplies,Consumable	271.86
March				4040	Network HW Maintenance,Consumable	85.00
				4730	Printer Misc,Parts,Supplies,Consumable	1,018.74
April				3820	Desktop SW Purchase or License	49.95
				3950	Server SW Maintenance,Consumable	199.00
				4040	Network HW Maintenance,Consumable	85.00
				4730	Printer Misc,Parts,Supplies,Consumable	377.37
				4740	Printer HW Maintenance,Consumable	239.95
May				3911	Server HW Purchase or Lease-Inventory	1,230.00
				3950	Server SW Maintenance,Consumable	599.00
				4040	Network HW Maintenance,Consumable	487.32
				4730	Printer Misc,Parts,Supplies,Consumable	1,109.91
				4740	Printer HW Maintenance,Consumable	135.00
June				3830	Desktop Misc,Parts,Supplies,Consumable	1,343.00
				3911	Server HW Purchase or Lease-Inventory	40,284.60
				3920	Server SW Purchase or License	4,632.56
				3930	Server Misc,Parts,Supplies,Consumable	21.28
				3940	Server HW Maintenance,Consumable	4,171.75
				3950	Server SW Maintenance,Consumable	1,676.40

Report ID: TGB
Source: I/3 Finance
Budget FY: 2015

STATE OF IOWA
EXPENDITURES FOR OBJECT CLASSES 418 AND 510

Page: 12 of 194
Run Date: 09/23/2015
Run Time: 04:00:08 AM

Month	Department	Department Name	Object Class	Object	Object Name	Posting Am
June	126	Auditor Of State	510	4011	Network HW Purchase or Lease-Inventory	4,616.89
				4030	Network Misc,Parts,Supplies,Consumable	822.00
				4040	Network HW Maintenance,Consumable	170.00
				4050	Network SW Maintenance,Consumable	529.00
				4711	Printer HW Purchase or Lease-Inventory	10,790.00
				4730	Printer Misc,Parts,Supplies,Consumable	1,112.58
July (H/O)				3920	Server SW Purchase or License	1,966.50
				3940	Server HW Maintenance,Consumable	(2,781.16)
				3950	Server SW Maintenance,Consumable	1,179.00
				4711	Printer HW Purchase or Lease-Inventory	2,769.69
				4730	Printer Misc,Parts,Supplies,Consumable	1,051.94
				4740	Printer HW Maintenance,Consumable	99.95
August (H/O)				4730	Printer Misc,Parts,Supplies,Consumable	360.38
	126	Auditor Of State	510		Sum:	145,591.46

Month	Department	Department Name	Object Class	Object	Object Name	Posting Am
September	131	Dept For The Blind	418	4181	IT Professional Services	582.50
October				4181	IT Professional Services	260.00
January				4181	IT Professional Services	785.00
March				4181	IT Professional Services	1,665.00
April				4181	IT Professional Services	2,385.00
May				4181	IT Professional Services	1,620.00
June				4181	IT Professional Services	3,300.00
	131	Dept For The Blind	418		Sum:	10,597.50

Report ID: TGB
Source: I/3 Finance
Budget FY: 2015

STATE OF IOWA
EXPENDITURES FOR OBJECT CLASSES 418 AND 510

Page: 13 of 194
Run Date: 09/23/2015
Run Time: 04:00:08 AM

Month	Department	Department Name	Object Class	Object	Object Name	Posting Am
July	131	Dept For The Blind	510	3820	Desktop SW Purchase or License	90.00
				3920	Server SW Purchase or License	1,363.38
				3940	Server HW Maintenance,Consumable	417.00
				4730	Printer Misc,Parts,Supplies,Consumable	152.43
August				3810	Desktop HW Purchase or Lease-Non Inventory	4,050.00
				3820	Desktop SW Purchase or License	805.60
				3830	Desktop Misc,Parts,Supplies,Consumable	1,080.00
				3840	Desktop HW Maintenance,Consumable	765.00
				3940	Server HW Maintenance,Consumable	799.15
				3950	Server SW Maintenance,Consumable	976.95
				4040	Network HW Maintenance,Consumable	3,294.12
				4730	Printer Misc,Parts,Supplies,Consumable	256.35
September				3810	Desktop HW Purchase or Lease-Non Inventory	703.56
				3830	Desktop Misc,Parts,Supplies,Consumable	94.85
				3840	Desktop HW Maintenance,Consumable	99.00
				3940	Server HW Maintenance,Consumable	834.00
				3950	Server SW Maintenance,Consumable	7,495.79
				4040	Network HW Maintenance,Consumable	1,363.70
				4050	Network SW Maintenance,Consumable	1,483.25
				4710	Printer HW Purchase or Lease-Non Inventory	122.35
				4730	Printer Misc,Parts,Supplies,Consumable	570.02
October				3820	Desktop SW Purchase or License	1,164.35
				3830	Desktop Misc,Parts,Supplies,Consumable	495.84
				3920	Server SW Purchase or License	3,125.47
				3940	Server HW Maintenance,Consumable	417.00

Report ID: TGB
Source: I/3 Finance
Budget FY: 2015

STATE OF IOWA
EXPENDITURES FOR OBJECT CLASSES 418 AND 510

Page: 14 of 194
Run Date: 09/23/2015
Run Time: 04:00:08 AM

Month	Department	Department Name	Object Class	Object	Object Name	Posting Am
October	131	Dept For The Blind	510	3950	Server SW Maintenance,Consumable	1,050.00
				4710	Printer HW Purchase or Lease-Non Inventory	1,271.39
				4730	Printer Misc,Parts,Supplies,Consumable	1,377.11
November				3810	Desktop HW Purchase or Lease-Non Inventory	7,717.00
				3830	Desktop Misc,Parts,Supplies,Consumable	52.85
				3910	Server HW Purchase or Lease-Non Inventory	7,264.21
				4710	Printer HW Purchase or Lease-Non Inventory	3,525.00
December				3810	Desktop HW Purchase or Lease-Non Inventory	7,336.77
				3830	Desktop Misc,Parts,Supplies,Consumable	477.97
				3920	Server SW Purchase or License	7,019.75
				3930	Server Misc,Parts,Supplies,Consumable	4,683.76
				3940	Server HW Maintenance,Consumable	834.00
				3950	Server SW Maintenance,Consumable	340.00
				4020	Network SW Purchase or License	1,631.00
				4720	Printer SW Purchase or License	1,795.00
				4730	Printer Misc,Parts,Supplies,Consumable	1,468.45
				4740	Printer HW Maintenance,Consumable	1,278.96
January				3810	Desktop HW Purchase or Lease-Non Inventory	6,819.84
				3820	Desktop SW Purchase or License	1,446.12
				3830	Desktop Misc,Parts,Supplies,Consumable	373.68
				3920	Server SW Purchase or License	459.83
				3940	Server HW Maintenance,Consumable	417.00
				4010	Network HW Purchase or Lease-Non Inventory	59.98
				4710	Printer HW Purchase or Lease-Non Inventory	179.97
				4730	Printer Misc,Parts,Supplies,Consumable	902.77

Report ID: TGB
Source: I/3 Finance
Budget FY: 2015

STATE OF IOWA
EXPENDITURES FOR OBJECT CLASSES 418 AND 510

Page: 15 of 194
Run Date: 09/23/2015
Run Time: 04:00:08 AM

Month	Department	Department Name	Object Class	Object	Object Name	Posting Am
February	131	Dept For The Blind	510	3810	Desktop HW Purchase or Lease-Non Inventory	21,980.83
				3820	Desktop SW Purchase or License	205.00
				3940	Server HW Maintenance,Consumable	417.00
				4730	Printer Misc,Parts,Supplies,Consumable	1,050.23
March				3810	Desktop HW Purchase or Lease-Non Inventory	9,174.25
				3820	Desktop SW Purchase or License	1,823.22
				3830	Desktop Misc,Parts,Supplies,Consumable	228.34
				3920	Server SW Purchase or License	901.57
				3940	Server HW Maintenance,Consumable	417.00
				3950	Server SW Maintenance,Consumable	30,719.00
				4020	Network SW Purchase or License	14,935.54
				4030	Network Misc,Parts,Supplies,Consumable	88.97
				4710	Printer HW Purchase or Lease-Non Inventory	3,205.25
				4730	Printer Misc,Parts,Supplies,Consumable	774.11
April				3810	Desktop HW Purchase or Lease-Non Inventory	18,695.38
				3830	Desktop Misc,Parts,Supplies,Consumable	527.85
				3930	Server Misc,Parts,Supplies,Consumable	942.20
				3940	Server HW Maintenance,Consumable	417.00
				4050	Network SW Maintenance,Consumable	1,662.13
				4730	Printer Misc,Parts,Supplies,Consumable	1,033.98
May				3810	Desktop HW Purchase or Lease-Non Inventory	6,512.00
				3820	Desktop SW Purchase or License	2,274.45
				3920	Server SW Purchase or License	3,663.00
				3940	Server HW Maintenance,Consumable	417.00
				4730	Printer Misc,Parts,Supplies,Consumable	656.06

Report ID: TGB
Source: I/3 Finance
Budget FY: 2015

STATE OF IOWA
EXPENDITURES FOR OBJECT CLASSES 418 AND 510

Page: 16 of 194
Run Date: 09/23/2015
Run Time: 04:00:08 AM

Month	Department	Department Name	Object Class	Object	Object Name	Posting Am
June	131	Dept For The Blind	510	3810	Desktop HW Purchase or Lease-Non Inventory	7,038.00
				3820	Desktop SW Purchase or License	694.98
				3830	Desktop Misc,Parts,Supplies,Consumable	267.96
				4710	Printer HW Purchase or Lease-Non Inventory	398.38
				4730	Printer Misc,Parts,Supplies,Consumable	707.97
July (H/O)				3920	Server SW Purchase or License	1,993.98
				4730	Printer Misc,Parts,Supplies,Consumable	357.42
August (H/O)				3810	Desktop HW Purchase or Lease-Non Inventory	5,803.24
				3830	Desktop Misc,Parts,Supplies,Consumable	75.97
	131	Dept For The Blind	510		Sum:	231,860.83

Month	Department	Department Name	Object Class	Object	Object Name	Posting Am
July	140	Ethics and Campaign Disclosure	418	4181	IT Professional Services	800.00
August				4181	IT Professional Services	1,565.00
September				4181	IT Professional Services	800.00
October				4181	IT Professional Services	3,286.25
November				4181	IT Professional Services	1,182.50
December				4181	IT Professional Services	1,607.50
January				4181	IT Professional Services	800.00
February				4181	IT Professional Services	800.00
March				4181	IT Professional Services	800.00
April				4181	IT Professional Services	800.00
May				4181	IT Professional Services	800.00
June				4181	IT Professional Services	800.00

Report ID: TGB
Source: I/3 Finance
Budget FY: 2015

STATE OF IOWA
EXPENDITURES FOR OBJECT CLASSES 418 AND 510

Page: 17 of 194
Run Date: 09/23/2015
Run Time: 04:00:08 AM

Month	Department	Department Name	Object Class	Object	Object Name	Posting Am
	140	Ethics and Campaign Disclosure	418			
Sum:						14,041.25

Month	Department	Department Name	Object Class	Object	Object Name	Posting Am
July	140	Ethics and Campaign Disclosure	510	3810	Desktop HW Purchase or Lease-Non Inventory	1,650.06
October				3810	Desktop HW Purchase or Lease-Non Inventory	202.14
				3830	Desktop Misc,Parts,Supplies,Consumable	50.86
				4740	Printer HW Maintenance,Consumable	53.45
November				4740	Printer HW Maintenance,Consumable	14.60
January				4740	Printer HW Maintenance,Consumable	33.19
April				3950	Server SW Maintenance,Consumable	305.88
				4740	Printer HW Maintenance,Consumable	75.99
May				3830	Desktop Misc,Parts,Supplies,Consumable	52.93
July (H/O)				4740	Printer HW Maintenance,Consumable	214.13
	140	Ethics and Campaign Disclosure	510			
Sum:						2,653.23

Month	Department	Department Name	Object Class	Object	Object Name	Posting Am
June	167	Civil Rights Commission	510	4710	Printer HW Purchase or Lease-Non Inventory	1,703.98
July (H/O)				4710	Printer HW Purchase or Lease-Non Inventory	4,878.90
	167	Civil Rights Commission	510			
Sum:						6,582.88

Month	Department	Department Name	Object Class	Object	Object Name	Posting Am
August	185	Chief Information Officer, Office of	418	4181	IT Professional Services	489,931.80
				4184	IT Technical Consultants	382,539.85
September				4181	IT Professional Services	159,622.00

Report ID: TGB
Source: I/3 Finance
Budget FY: 2015

STATE OF IOWA
EXPENDITURES FOR OBJECT CLASSES 418 AND 510

Page: 18 of 194
Run Date: 09/23/2015
Run Time: 04:00:08 AM

Month	Department	Department Name	Object Class	Object	Object Name	Posting Am
September	185	Chief Information Officer, Office of	418	4184	IT Technical Consultants	366,248.94
October				4181	IT Professional Services	298,915.00
				4184	IT Technical Consultants	395,957.42
November				4181	IT Professional Services	154,051.00
				4184	IT Technical Consultants	506,917.47
December				4181	IT Professional Services	169,560.40
				4184	IT Technical Consultants	419,444.98
January				4181	IT Professional Services	138,909.28
				4184	IT Technical Consultants	522,429.22
February				4181	IT Professional Services	226,071.28
				4184	IT Technical Consultants	473,727.24
March				4181	IT Professional Services	10,372.00
				4184	IT Technical Consultants	480,240.60
April				4181	IT Professional Services	404,913.46
				4184	IT Technical Consultants	529,206.96
May				4181	IT Professional Services	131,129.67
				4184	IT Technical Consultants	448,842.29
June				4181	IT Professional Services	51,855.13
				4184	IT Technical Consultants	518,668.90
July (H/O)				4181	IT Professional Services	346,132.86
				4184	IT Technical Consultants	592,750.33
August (H/O)				4181	IT Professional Services	222,454.38
				4184	IT Technical Consultants	57,273.13
September (H/O)				4181	IT Professional Services	(8,904.80)
				4184	IT Technical Consultants	(4,528.86)

Report ID: TGB
Source: I/3 Finance
Budget FY: 2015

STATE OF IOWA
EXPENDITURES FOR OBJECT CLASSES 418 AND 510

Page: 19 of 194
Run Date: 09/23/2015
Run Time: 04:00:08 AM

Month	Department	Department Name	Object Class	Object	Object Name	Posting Am
	185	Chief Information Officer, Office of	418			
Sum:						8,484,731.93

Month	Department	Department Name	Object Class	Object	Object Name	Posting Am
July	185	Chief Information Officer, Office of	510	3850	Desktop SW Maintenance,Consumable	196,757.71
				3920	Server SW Purchase or License	256,735.41
				3940	Server HW Maintenance,Consumable	32,736.61
				3950	Server SW Maintenance,Consumable	1,138,786.15
				4030	Network Misc,Parts,Supplies,Consumable	4,306.90
				4040	Network HW Maintenance,Consumable	29,442.52
				4050	Network SW Maintenance,Consumable	20,987.65
				4750	Printer SW Maintenance,Consumable	5,428.14
August				3810	Desktop HW Purchase or Lease-Non Inventory	27,992.45
				3811	Desktop HW Purchase or Lease-Inventory	1,151.64
				3820	Desktop SW Purchase or License	4,784.07
				3910	Server HW Purchase or Lease-Non Inventory	116,133.28
				3911	Server HW Purchase or Lease-Inventory	3,327.60
				3920	Server SW Purchase or License	98,335.75
				3940	Server HW Maintenance,Consumable	80,384.51
				3950	Server SW Maintenance,Consumable	146,666.22
				4050	Network SW Maintenance,Consumable	506.00
				4750	Printer SW Maintenance,Consumable	25,140.00
September				3810	Desktop HW Purchase or Lease-Non Inventory	15,703.56
				3811	Desktop HW Purchase or Lease-Inventory	575.82
				3820	Desktop SW Purchase or License	623.54
				3830	Desktop Misc,Parts,Supplies,Consumable	202.24

Report ID: TGB
Source: I/3 Finance
Budget FY: 2015

STATE OF IOWA
EXPENDITURES FOR OBJECT CLASSES 418 AND 510

Page: 20 of 194
Run Date: 09/23/2015
Run Time: 04:00:08 AM

Month	Department	Department Name	Object Class	Object	Object Name	Posting Am
September	185	Chief Information Officer, Office of	510	3910	Server HW Purchase or Lease-Non Inventory	83,375.24
				3911	Server HW Purchase or Lease-Inventory	1,663.80
				3920	Server SW Purchase or License	330,365.36
				3940	Server HW Maintenance,Consumable	190,205.67
				3950	Server SW Maintenance,Consumable	107,239.73
				4010	Network HW Purchase or Lease-Non Inventory	34,645.51
				4011	Network HW Purchase or Lease-Inventory	38,831.00
				4040	Network HW Maintenance,Consumable	5,532.38
				4050	Network SW Maintenance,Consumable	968.71
				4720	Printer SW Purchase or License	500.00
				4740	Printer HW Maintenance,Consumable	1,922.00
				4750	Printer SW Maintenance,Consumable	18,675.00
October				3810	Desktop HW Purchase or Lease-Non Inventory	6,089.06
				3820	Desktop SW Purchase or License	2,760.33
				3830	Desktop Misc,Parts,Supplies,Consumable	5,520.00
				3910	Server HW Purchase or Lease-Non Inventory	61,775.14
				3920	Server SW Purchase or License	427,353.51
				3930	Server Misc,Parts,Supplies,Consumable	1,060.00
				3940	Server HW Maintenance,Consumable	624.00
				3950	Server SW Maintenance,Consumable	33,584.74
				4010	Network HW Purchase or Lease-Non Inventory	57,919.45
				4011	Network HW Purchase or Lease-Inventory	7,178.71
				4020	Network SW Purchase or License	3,752.00
				4030	Network Misc,Parts,Supplies,Consumable	2,137.09
				4040	Network HW Maintenance,Consumable	7,812.00

Report ID: TGB
Source: I/3 Finance
Budget FY: 2015

STATE OF IOWA
EXPENDITURES FOR OBJECT CLASSES 418 AND 510

Page: 21 of 194
Run Date: 09/23/2015
Run Time: 04:00:08 AM

Month	Department	Department Name	Object Class	Object	Object Name	Posting Am
October	185	Chief Information Officer, Office of	510	4050	Network SW Maintenance,Consumable	950.23
				4740	Printer HW Maintenance,Consumable	3,848.45
				4750	Printer SW Maintenance,Consumable	4,000.00
November				3810	Desktop HW Purchase or Lease-Non Inventory	17,375.11
				3811	Desktop HW Purchase or Lease-Inventory	575.82
				3820	Desktop SW Purchase or License	2,992.35
				3830	Desktop Misc,Parts,Supplies,Consumable	321.09
				3910	Server HW Purchase or Lease-Non Inventory	51,601.62
				3911	Server HW Purchase or Lease-Inventory	1,663.80
				3920	Server SW Purchase or License	102,772.71
				3950	Server SW Maintenance,Consumable	79,611.17
				4740	Printer HW Maintenance,Consumable	1,922.00
				4750	Printer SW Maintenance,Consumable	5,013.22
December				3810	Desktop HW Purchase or Lease-Non Inventory	21,004.24
				3811	Desktop HW Purchase or Lease-Inventory	1,223.82
				3820	Desktop SW Purchase or License	8,406.70
				3830	Desktop Misc,Parts,Supplies,Consumable	4,068.00
				3910	Server HW Purchase or Lease-Non Inventory	45,587.54
				3911	Server HW Purchase or Lease-Inventory	528.17
				3920	Server SW Purchase or License	368,066.95
				3930	Server Misc,Parts,Supplies,Consumable	2,460.00
				3940	Server HW Maintenance,Consumable	(18,293.25)
				3950	Server SW Maintenance,Consumable	298,291.54
				4020	Network SW Purchase or License	6,597.80
				4050	Network SW Maintenance,Consumable	151,133.27

Report ID: TGB
Source: I/3 Finance
Budget FY: 2015

STATE OF IOWA
EXPENDITURES FOR OBJECT CLASSES 418 AND 510

Page: 22 of 194
Run Date: 09/23/2015
Run Time: 04:00:08 AM

Month	Department	Department Name	Object Class	Object	Object Name	Posting Am
December	185	Chief Information Officer, Office of	510	4750	Printer SW Maintenance,Consumable	2,475.00
January				3810	Desktop HW Purchase or Lease-Non Inventory	8,697.25
				3811	Desktop HW Purchase or Lease-Inventory	899.82
				3820	Desktop SW Purchase or License	2,312.32
				3850	Desktop SW Maintenance,Consumable	47.25
				3910	Server HW Purchase or Lease-Non Inventory	54,942.98
				3911	Server HW Purchase or Lease-Inventory	528.17
				3920	Server SW Purchase or License	96,307.07
				3940	Server HW Maintenance,Consumable	5,104.11
				3950	Server SW Maintenance,Consumable	189,453.50
				4030	Network Misc,Parts,Supplies,Consumable	122.52
				4740	Printer HW Maintenance,Consumable	1,922.00
February				3810	Desktop HW Purchase or Lease-Non Inventory	7,727.28
				3811	Desktop HW Purchase or Lease-Inventory	1,165.37
				3820	Desktop SW Purchase or License	311.77
				3830	Desktop Misc,Parts,Supplies,Consumable	3,528.50
				3910	Server HW Purchase or Lease-Non Inventory	76,826.00
				3911	Server HW Purchase or Lease-Inventory	528.17
				3920	Server SW Purchase or License	903,529.20
				3930	Server Misc,Parts,Supplies,Consumable	256.00
				3940	Server HW Maintenance,Consumable	36,055.00
				3950	Server SW Maintenance,Consumable	240,577.67
				4011	Network HW Purchase or Lease-Inventory	36,960.00
				4020	Network SW Purchase or License	9,180.00
				4030	Network Misc,Parts,Supplies,Consumable	7,792.00

Report ID: TGB
Source: I/3 Finance
Budget FY: 2015

STATE OF IOWA
EXPENDITURES FOR OBJECT CLASSES 418 AND 510

Page: 23 of 194
Run Date: 09/23/2015
Run Time: 04:00:08 AM

Month	Department	Department Name	Object Class	Object	Object Name	Posting Am
February	185	Chief Information Officer, Office of	510	4050	Network SW Maintenance,Consumable	2,171.47
				4740	Printer HW Maintenance,Consumable	1,922.00
March				3810	Desktop HW Purchase or Lease-Non Inventory	11,278.83
				3811	Desktop HW Purchase or Lease-Inventory	1,165.37
				3820	Desktop SW Purchase or License	314.10
				3910	Server HW Purchase or Lease-Non Inventory	34,567.42
				3911	Server HW Purchase or Lease-Inventory	528.17
				3920	Server SW Purchase or License	38,050.91
				3950	Server SW Maintenance,Consumable	144,478.06
				4050	Network SW Maintenance,Consumable	751.78
				4740	Printer HW Maintenance,Consumable	1,922.00
April				3810	Desktop HW Purchase or Lease-Non Inventory	8,170.24
				3811	Desktop HW Purchase or Lease-Inventory	1,597.37
				3850	Desktop SW Maintenance,Consumable	36,388.81
				3910	Server HW Purchase or Lease-Non Inventory	20,696.47
				3911	Server HW Purchase or Lease-Inventory	528.17
				3920	Server SW Purchase or License	742,162.81
				3930	Server Misc,Parts,Supplies,Consumable	2,720.00
				3950	Server SW Maintenance,Consumable	351,284.81
				4030	Network Misc,Parts,Supplies,Consumable	1,500.00
				4040	Network HW Maintenance,Consumable	7,598.00
				4050	Network SW Maintenance,Consumable	24,498.00
				4740	Printer HW Maintenance,Consumable	1,922.00
May				3810	Desktop HW Purchase or Lease-Non Inventory	11,366.75
				3811	Desktop HW Purchase or Lease-Inventory	1,381.37

Report ID: TGB
Source: I/3 Finance
Budget FY: 2015

STATE OF IOWA
EXPENDITURES FOR OBJECT CLASSES 418 AND 510

Page: 24 of 194
Run Date: 09/23/2015
Run Time: 04:00:08 AM

Month	Department	Department Name	Object Class	Object	Object Name	Posting Am
May	185	Chief Information Officer, Office of	510	3820	Desktop SW Purchase or License	4,308.40
				3830	Desktop Misc,Parts,Supplies,Consumable	268.00
				3850	Desktop SW Maintenance,Consumable	34,141.75
				3910	Server HW Purchase or Lease-Non Inventory	58,780.50
				3911	Server HW Purchase or Lease-Inventory	528.17
				3920	Server SW Purchase or License	53,127.46
				3930	Server Misc,Parts,Supplies,Consumable	493.48
				3950	Server SW Maintenance,Consumable	28,327.31
				4050	Network SW Maintenance,Consumable	37,977.87
				4740	Printer HW Maintenance,Consumable	3,844.00
June				3810	Desktop HW Purchase or Lease-Non Inventory	9,431.66
				3811	Desktop HW Purchase or Lease-Inventory	2,041.37
				3820	Desktop SW Purchase or License	5,173.03
				3910	Server HW Purchase or Lease-Non Inventory	279,699.20
				3911	Server HW Purchase or Lease-Inventory	26,704.53
				3920	Server SW Purchase or License	294,800.35
				3930	Server Misc,Parts,Supplies,Consumable	2,999.00
				3950	Server SW Maintenance,Consumable	247,460.11
				4050	Network SW Maintenance,Consumable	3,251.36
July (H/O)				3810	Desktop HW Purchase or Lease-Non Inventory	1,518.79
				3820	Desktop SW Purchase or License	(252.23)
				3850	Desktop SW Maintenance,Consumable	46,281.37
				3910	Server HW Purchase or Lease-Non Inventory	2,885.29
				3911	Server HW Purchase or Lease-Inventory	125,252.19
				3920	Server SW Purchase or License	(166,664.41)

Report ID: TGB
Source: I/3 Finance
Budget FY: 2015

STATE OF IOWA
EXPENDITURES FOR OBJECT CLASSES 418 AND 510

Page: 25 of 194
Run Date: 09/23/2015
Run Time: 04:00:08 AM

Month	Department	Department Name	Object Class	Object	Object Name	Posting Am
July (H/O)	185	Chief Information Officer, Office of	510	3940	Server HW Maintenance,Consumable	(23,365.39)
				3950	Server SW Maintenance,Consumable	(601,141.10)
				4040	Network HW Maintenance,Consumable	(4,994.35)
				4050	Network SW Maintenance,Consumable	(91,291.43)
				4750	Printer SW Maintenance,Consumable	(8,362.21)
August (H/O)				3810	Desktop HW Purchase or Lease-Non Inventory	31,918.22
				3820	Desktop SW Purchase or License	1,256.00
				3830	Desktop Misc,Parts,Supplies,Consumable	3,600.00
				3910	Server HW Purchase or Lease-Non Inventory	42,483.24
				3920	Server SW Purchase or License	36,856.57
				3950	Server SW Maintenance,Consumable	67,747.08
				4011	Network HW Purchase or Lease-Inventory	45.18
				4040	Network HW Maintenance,Consumable	(1,705.44)
				4050	Network SW Maintenance,Consumable	(7,972.15)
				4740	Printer HW Maintenance,Consumable	3,960.00
	185	Chief Information Officer, Office of	510		Sum:	8,487,547.18

Month	Department	Department Name	Object Class	Object	Object Name	Posting Am
July	212	Alcoholic Beverages	418	4181	IT Professional Services	5,375.00
August				4181	IT Professional Services	5,324.26
September				4181	IT Professional Services	5,510.91
October				4181	IT Professional Services	68,176.00
November				4181	IT Professional Services	5,938.38
December				4181	IT Professional Services	34,092.76
January				4181	IT Professional Services	6,319.57

Report ID: TGB
Source: I/3 Finance
Budget FY: 2015

STATE OF IOWA
EXPENDITURES FOR OBJECT CLASSES 418 AND 510

Page: 26 of 194
Run Date: 09/23/2015
Run Time: 04:00:08 AM

Month	Department	Department Name	Object Class	Object	Object Name	Posting Am
February	212	Alcoholic Beverages	418	4181	IT Professional Services	3,118.60
March				4181	IT Professional Services	5,376.51
April				4181	IT Professional Services	42,488.02
May				4181	IT Professional Services	8,024.97
June				4181	IT Professional Services	149,897.94
July (H/O)				4181	IT Professional Services	119,150.48
August (H/O)				4181	IT Professional Services	64,411.29
	212	Alcoholic Beverages	418		Sum:	523,204.69

Month	Department	Department Name	Object Class	Object	Object Name	Posting Am
July	212	Alcoholic Beverages	510	3820	Desktop SW Purchase or License	10,518.00
August				3820	Desktop SW Purchase or License	1,458.11
September				3820	Desktop SW Purchase or License	1,399.60
October				3820	Desktop SW Purchase or License	699.80
November				3820	Desktop SW Purchase or License	1,458.11
January				3820	Desktop SW Purchase or License	116,873.66
February				3820	Desktop SW Purchase or License	988.90
March				3820	Desktop SW Purchase or License	1,491.08
April				3820	Desktop SW Purchase or License	2,332.56
May				3820	Desktop SW Purchase or License	2,890.68
June				3820	Desktop SW Purchase or License	699.80
	212	Alcoholic Beverages	510		Sum:	140,810.30

Month	Department	Department Name	Object Class	Object	Object Name	Posting Am
August	213	Banking	510	3950	Server SW Maintenance,Consumable	1,701.00

Report ID: TGB
Source: I/3 Finance
Budget FY: 2015

STATE OF IOWA
EXPENDITURES FOR OBJECT CLASSES 418 AND 510

Page: 27 of 194
Run Date: 09/23/2015
Run Time: 04:00:08 AM

Month	Department	Department Name	Object Class	Object	Object Name	Posting Am
August	213	Banking	510	4030	Network Misc,Parts,Supplies,Consumable	1,284.95
September				3830	Desktop Misc,Parts,Supplies,Consumable	361.51
October				3950	Server SW Maintenance,Consumable	9,320.48
November				3830	Desktop Misc,Parts,Supplies,Consumable	5,963.84
				3840	Desktop HW Maintenance,Consumable	14,357.16
				3850	Desktop SW Maintenance,Consumable	1,084.86
				4030	Network Misc,Parts,Supplies,Consumable	5,058.31
December				3810	Desktop HW Purchase or Lease-Non Inventory	453.01
				3920	Server SW Purchase or License	1,500.00
				4030	Network Misc,Parts,Supplies,Consumable	109.68
January				3830	Desktop Misc,Parts,Supplies,Consumable	2,557.94
				3920	Server SW Purchase or License	5,795.00
				4030	Network Misc,Parts,Supplies,Consumable	(2.03)
February				3830	Desktop Misc,Parts,Supplies,Consumable	397.20
				3930	Server Misc,Parts,Supplies,Consumable	323.28
				4030	Network Misc,Parts,Supplies,Consumable	558.90
March				3811	Desktop HW Purchase or Lease-Inventory	7,649.20
				3830	Desktop Misc,Parts,Supplies,Consumable	794.97
				3930	Server Misc,Parts,Supplies,Consumable	474.28
				4020	Network SW Purchase or License	(512.42)
April				3830	Desktop Misc,Parts,Supplies,Consumable	920.40
				3840	Desktop HW Maintenance,Consumable	77,637.93
May				3830	Desktop Misc,Parts,Supplies,Consumable	5,162.50
				3840	Desktop HW Maintenance,Consumable	148,844.57
June				3810	Desktop HW Purchase or Lease-Non Inventory	119.20

Report ID: TGB
Source: I/3 Finance
Budget FY: 2015

STATE OF IOWA
EXPENDITURES FOR OBJECT CLASSES 418 AND 510

Page: 28 of 194
Run Date: 09/23/2015
Run Time: 04:00:08 AM

Month	Department	Department Name	Object Class	Object	Object Name	Posting Am
June	213	Banking	510	3830	Desktop Misc,Parts,Supplies,Consumable	14,366.92
				3840	Desktop HW Maintenance,Consumable	(92,591.85)
				3910	Server HW Purchase or Lease-Non Inventory	8,144.55
				3950	Server SW Maintenance,Consumable	6,138.00
July (H/O)				3830	Desktop Misc,Parts,Supplies,Consumable	8,601.16
				3940	Server HW Maintenance,Consumable	598.00
August (H/O)				3830	Desktop Misc,Parts,Supplies,Consumable	4,770.97
				3840	Desktop HW Maintenance,Consumable	57,777.87
				4020	Network SW Purchase or License	(512.42)
September (H/O)				3840	Desktop HW Maintenance,Consumable	(57,777.87)
	213	Banking	510		Sum:	241,431.05

Month	Department	Department Name	Object Class	Object	Object Name	Posting Am
November	214	Credit Union	510	3920	Server SW Purchase or License	598.50
June				3810	Desktop HW Purchase or Lease-Non Inventory	160.00
	214	Credit Union	510		Sum:	758.50

Month	Department	Department Name	Object Class	Object	Object Name	Posting Am
August (H/O)	216	Insurance	418	4181	IT Professional Services	5,025.00
	216	Insurance	418		Sum:	5,025.00

Month	Department	Department Name	Object Class	Object	Object Name	Posting Am
July	216	Insurance	510	3810	Desktop HW Purchase or Lease-Non Inventory	394.99
				3820	Desktop SW Purchase or License	19,162.60

Report ID: TGB
Source: I/3 Finance
Budget FY: 2015

STATE OF IOWA
EXPENDITURES FOR OBJECT CLASSES 418 AND 510

Page: 29 of 194
Run Date: 09/23/2015
Run Time: 04:00:08 AM

Month	Department	Department Name	Object Class	Object	Object Name	Posting Am
July	216	Insurance	510	3850	Desktop SW Maintenance,Consumable	6,948.26
				3920	Server SW Purchase or License	509.99
August				3850	Desktop SW Maintenance,Consumable	1,200.00
				3920	Server SW Purchase or License	250.00
				3930	Server Misc,Parts,Supplies,Consumable	652.00
September				3810	Desktop HW Purchase or Lease-Non Inventory	12,689.20
				3830	Desktop Misc,Parts,Supplies,Consumable	1,110.00
				4710	Printer HW Purchase or Lease-Non Inventory	259.98
October				3810	Desktop HW Purchase or Lease-Non Inventory	14,973.42
				4710	Printer HW Purchase or Lease-Non Inventory	458.55
November				3920	Server SW Purchase or License	11,909.60
December				3810	Desktop HW Purchase or Lease-Non Inventory	7,951.71
				3850	Desktop SW Maintenance,Consumable	2,931.00
				4720	Printer SW Purchase or License	184.00
January				3810	Desktop HW Purchase or Lease-Non Inventory	507.87
				3830	Desktop Misc,Parts,Supplies,Consumable	1,397.97
February				3930	Server Misc,Parts,Supplies,Consumable	320.00
March				3810	Desktop HW Purchase or Lease-Non Inventory	13,561.45
				3840	Desktop HW Maintenance,Consumable	225.00
				3850	Desktop SW Maintenance,Consumable	3,663.87
				3920	Server SW Purchase or License	2,850.30
April				3820	Desktop SW Purchase or License	15,398.41
				3920	Server SW Purchase or License	1,892.00
May				3820	Desktop SW Purchase or License	4,047.50
June				3820	Desktop SW Purchase or License	1,654.05

Report ID: TGB
Source: I/3 Finance
Budget FY: 2015

STATE OF IOWA
EXPENDITURES FOR OBJECT CLASSES 418 AND 510

Page: 30 of 194
Run Date: 09/23/2015
Run Time: 04:00:08 AM

Month	Department	Department Name	Object Class	Object	Object Name	Posting Am
July (H/O)	216	Insurance	510	3810	Desktop HW Purchase or Lease-Non Inventory	(183.33)
				3840	Desktop HW Maintenance,Consumable	133.86
				3850	Desktop SW Maintenance,Consumable	(836.63)
				3920	Server SW Purchase or License	(7,935.74)
	216	Insurance	510		Sum:	118,281.88

Month	Department	Department Name	Object Class	Object	Object Name	Posting Am
September	217	Professional Licensing/Reg	418	4181	IT Professional Services	400.00
	217	Professional Licensing/Reg	418		Sum:	400.00

Month	Department	Department Name	Object Class	Object	Object Name	Posting Am
June	217	Professional Licensing/Reg	510	3810	Desktop HW Purchase or Lease-Non Inventory	11,110.68
	217	Professional Licensing/Reg	510		Sum:	11,110.68

Month	Department	Department Name	Object Class	Object	Object Name	Posting Am
August	219	Utilities	418	4181	IT Professional Services	1,000.00
September				4181	IT Professional Services	500.00
October				4181	IT Professional Services	62.50
November				4181	IT Professional Services	750.00
December				4181	IT Professional Services	5,562.50
January				4181	IT Professional Services	1,812.50
February				4181	IT Professional Services	3,500.00
March				4181	IT Professional Services	4,375.00
April				4181	IT Professional Services	1,625.00

Report ID: TGB
Source: I/3 Finance
Budget FY: 2015

STATE OF IOWA
EXPENDITURES FOR OBJECT CLASSES 418 AND 510

Page: 31 of 194
Run Date: 09/23/2015
Run Time: 04:00:08 AM

Month	Department	Department Name	Object Class	Object	Object Name	Posting Am
May	219	Utilities	418	4181	IT Professional Services	2,250.00
June				4181	IT Professional Services	10,250.00
July (H/O)				4181	IT Professional Services	5,750.00
	219	Utilities	418		Sum:	37,437.50

Month	Department	Department Name	Object Class	Object	Object Name	Posting Am
July	219	Utilities	510	3810	Desktop HW Purchase or Lease-Non Inventory	824.00
				3820	Desktop SW Purchase or License	2,130.10
				3830	Desktop Misc,Parts,Supplies,Consumable	1,720.00
				3840	Desktop HW Maintenance,Consumable	116.33
				3850	Desktop SW Maintenance,Consumable	4,422.18
August				3830	Desktop Misc,Parts,Supplies,Consumable	474.00
				3920	Server SW Purchase or License	1,697.00
December				3920	Server SW Purchase or License	5,515.37
March				3820	Desktop SW Purchase or License	1,459.15
				3920	Server SW Purchase or License	5,515.37
April				3850	Desktop SW Maintenance,Consumable	1,735.20
May				3820	Desktop SW Purchase or License	1,091.88
				3830	Desktop Misc,Parts,Supplies,Consumable	1,548.00
				3910	Server HW Purchase or Lease-Non Inventory	8,608.18
				3920	Server SW Purchase or License	5,515.31
June				3810	Desktop HW Purchase or Lease-Non Inventory	13,530.96
				3820	Desktop SW Purchase or License	1,091.88
July (H/O)				3810	Desktop HW Purchase or Lease-Non Inventory	(1,132.00)
				3820	Desktop SW Purchase or License	(1,065.05)

Report ID: TGB
Source: I/3 Finance
Budget FY: 2015

STATE OF IOWA
EXPENDITURES FOR OBJECT CLASSES 418 AND 510

Page: 32 of 194
Run Date: 09/23/2015
Run Time: 04:00:08 AM

Month	Department	Department Name	Object Class	Object	Object Name	Posting Am
July (H/O)	219	Utilities	510	3850	Desktop SW Maintenance,Consumable	(2,778.69)
August (H/O)				3920	Server SW Purchase or License	5,680.84
	219	Utilities	510		Sum:	57,700.01

Month	Department	Department Name	Object Class	Object	Object Name	Posting Am
July	238	Corrections Central Office	418	4181	IT Professional Services	100,272.38
August				4181	IT Professional Services	144,578.72
September				4181	IT Professional Services	105,862.05
October				4181	IT Professional Services	105,862.05
November				4181	IT Professional Services	105,862.05
December				4181	IT Professional Services	320,243.66
January				4181	IT Professional Services	105,862.05
February				4181	IT Professional Services	116,868.85
March				4181	IT Professional Services	105,862.05
April				4181	IT Professional Services	111,929.43
May				4181	IT Professional Services	105,862.05
June				4181	IT Professional Services	105,862.05
July (H/O)				4181	IT Professional Services	606,212.98
August (H/O)				4181	IT Professional Services	(13,027.08)
	238	Corrections Central Office	418		Sum:	2,128,113.29

Month	Department	Department Name	Object Class	Object	Object Name	Posting Am
July	238	Corrections Central Office	510	3820	Desktop SW Purchase or License	106.33
				3850	Desktop SW Maintenance,Consumable	10,684.50
				3950	Server SW Maintenance,Consumable	34,033.60

Report ID: TGB
Source: I/3 Finance
Budget FY: 2015

STATE OF IOWA
EXPENDITURES FOR OBJECT CLASSES 418 AND 510

Page: 33 of 194
Run Date: 09/23/2015
Run Time: 04:00:08 AM

Month	Department	Department Name	Object Class	Object	Object Name	Posting Am
July	238	Corrections Central Office	510	4740	Printer HW Maintenance,Consumable	1,441.69
August				3820	Desktop SW Purchase or License	1,371.61
				3920	Server SW Purchase or License	5,844.00
				3950	Server SW Maintenance,Consumable	962.00
				4740	Printer HW Maintenance,Consumable	4,228.75
September				3810	Desktop HW Purchase or Lease-Non Inventory	470.00
				3820	Desktop SW Purchase or License	1,371.61
				3850	Desktop SW Maintenance,Consumable	6,300.00
				3930	Server Misc,Parts,Supplies,Consumable	64.00
				4740	Printer HW Maintenance,Consumable	920.00
October				3810	Desktop HW Purchase or Lease-Non Inventory	1,256.40
				3820	Desktop SW Purchase or License	1,543.21
				4710	Printer HW Purchase or Lease-Non Inventory	3,551.88
November				3820	Desktop SW Purchase or License	1,671.61
				4710	Printer HW Purchase or Lease-Non Inventory	1,228.76
				4740	Printer HW Maintenance,Consumable	(10.75)
December				3820	Desktop SW Purchase or License	1,407.60
				3940	Server HW Maintenance,Consumable	195.00
				4710	Printer HW Purchase or Lease-Non Inventory	1,201.88
				4740	Printer HW Maintenance,Consumable	2,228.10
January				3820	Desktop SW Purchase or License	1,382.76
				4710	Printer HW Purchase or Lease-Non Inventory	1,201.88
February				3820	Desktop SW Purchase or License	1,382.76
				4710	Printer HW Purchase or Lease-Non Inventory	1,201.88
March				3820	Desktop SW Purchase or License	1,422.75

Report ID: TGB
Source: I/3 Finance
Budget FY: 2015

STATE OF IOWA
EXPENDITURES FOR OBJECT CLASSES 418 AND 510

Page: 34 of 194
Run Date: 09/23/2015
Run Time: 04:00:08 AM

Month	Department	Department Name	Object Class	Object	Object Name	Posting Am
March	238	Corrections Central Office	510	3950	Server SW Maintenance,Consumable	2,208.00
				4710	Printer HW Purchase or Lease-Non Inventory	1,201.88
				4740	Printer HW Maintenance,Consumable	2,070.38
April				3810	Desktop HW Purchase or Lease-Non Inventory	540.00
				3820	Desktop SW Purchase or License	3,182.76
				3950	Server SW Maintenance,Consumable	16,811.11
				4710	Printer HW Purchase or Lease-Non Inventory	1,201.88
May				3810	Desktop HW Purchase or Lease-Non Inventory	3,884.79
				3820	Desktop SW Purchase or License	1,382.76
				3920	Server SW Purchase or License	7,523.34
				3950	Server SW Maintenance,Consumable	34,882.35
				4710	Printer HW Purchase or Lease-Non Inventory	1,201.88
June				3820	Desktop SW Purchase or License	1,382.76
				3850	Desktop SW Maintenance,Consumable	430.10
				4710	Printer HW Purchase or Lease-Non Inventory	1,201.88
				4740	Printer HW Maintenance,Consumable	1,638.52
July (H/O)				3820	Desktop SW Purchase or License	1,682.76
				3950	Server SW Maintenance,Consumable	(88,897.06)
	238	Corrections Central Office	510		Sum:	82,193.90

Month	Department	Department Name	Object Class	Object	Object Name	Posting Am
July	242	Corrections Fort Madison	510	3820	Desktop SW Purchase or License	514.80
				3950	Server SW Maintenance,Consumable	6,013.10
				4710	Printer HW Purchase or Lease-Non Inventory	5,787.84
August				3810	Desktop HW Purchase or Lease-Non Inventory	3,095.75

Report ID: TGB
Source: I/3 Finance
Budget FY: 2015

STATE OF IOWA
EXPENDITURES FOR OBJECT CLASSES 418 AND 510

Page: 35 of 194
Run Date: 09/23/2015
Run Time: 04:00:08 AM

Month	Department	Department Name	Object Class	Object	Object Name	Posting Am
August	242	Corrections Fort Madison	510	4710	Printer HW Purchase or Lease-Non Inventory	5,837.29
				4740	Printer HW Maintenance,Consumable	719.87
September				3810	Desktop HW Purchase or Lease-Non Inventory	2,246.71
				4710	Printer HW Purchase or Lease-Non Inventory	6,755.66
				4740	Printer HW Maintenance,Consumable	461.68
October				3810	Desktop HW Purchase or Lease-Non Inventory	4,263.76
				3920	Server SW Purchase or License	634.95
				4010	Network HW Purchase or Lease-Non Inventory	9,498.19
				4020	Network SW Purchase or License	24,086.13
				4710	Printer HW Purchase or Lease-Non Inventory	4,585.66
				4740	Printer HW Maintenance,Consumable	789.14
November				3810	Desktop HW Purchase or Lease-Non Inventory	3,538.07
				4710	Printer HW Purchase or Lease-Non Inventory	5,259.20
				4740	Printer HW Maintenance,Consumable	785.11
December				3810	Desktop HW Purchase or Lease-Non Inventory	6,510.47
				3920	Server SW Purchase or License	99.99
				4010	Network HW Purchase or Lease-Non Inventory	279.83
				4020	Network SW Purchase or License	(24,086.13)
				4710	Printer HW Purchase or Lease-Non Inventory	6,018.31
				4740	Printer HW Maintenance,Consumable	580.98
January				3810	Desktop HW Purchase or Lease-Non Inventory	551.18
				3910	Server HW Purchase or Lease-Non Inventory	109.61
				4710	Printer HW Purchase or Lease-Non Inventory	5,649.39
				4740	Printer HW Maintenance,Consumable	2,851.72
February				3810	Desktop HW Purchase or Lease-Non Inventory	3,538.07

Report ID: TGB
Source: I/3 Finance
Budget FY: 2015

STATE OF IOWA
EXPENDITURES FOR OBJECT CLASSES 418 AND 510

Page: 36 of 194
Run Date: 09/23/2015
Run Time: 04:00:08 AM

Month	Department	Department Name	Object Class	Object	Object Name	Posting Am
February	242	Corrections Fort Madison	510	4710	Printer HW Purchase or Lease-Non Inventory	1,343.97
				4740	Printer HW Maintenance,Consumable	366.55
March				3810	Desktop HW Purchase or Lease-Non Inventory	6,510.47
				4710	Printer HW Purchase or Lease-Non Inventory	11,200.74
				4730	Printer Misc,Parts,Supplies,Consumable	249.12
				4740	Printer HW Maintenance,Consumable	844.84
May				3810	Desktop HW Purchase or Lease-Non Inventory	3,538.07
				4710	Printer HW Purchase or Lease-Non Inventory	9,917.18
				4730	Printer Misc,Parts,Supplies,Consumable	512.16
June				3810	Desktop HW Purchase or Lease-Non Inventory	6,256.36
				3830	Desktop Misc,Parts,Supplies,Consumable	3,044.59
				3920	Server SW Purchase or License	6,335.97
				4710	Printer HW Purchase or Lease-Non Inventory	6,341.20
July (H/O)				4010	Network HW Purchase or Lease-Non Inventory	43,956.90
				4050	Network SW Maintenance,Consumable	11,222.92
August (H/O)				3810	Desktop HW Purchase or Lease-Non Inventory	4,590.00
				4010	Network HW Purchase or Lease-Non Inventory	297.40
				4020	Network SW Purchase or License	24,086.13
				4710	Printer HW Purchase or Lease-Non Inventory	(77.95)
	242	Corrections Fort Madison	510		Sum:	227,512.95

Month	Department	Department Name	Object Class	Object	Object Name	Posting Am
July (H/O)	243	Corrections Anamosa	418	4181	IT Professional Services	3,227.32
	243	Corrections Anamosa	418		Sum:	3,227.32

Report ID: TGB
Source: I/3 Finance
Budget FY: 2015

STATE OF IOWA
EXPENDITURES FOR OBJECT CLASSES 418 AND 510

Page: 37 of 194
Run Date: 09/23/2015
Run Time: 04:00:08 AM

Month	Department	Department Name	Object Class	Object	Object Name	Posting Am
July	243	Corrections Anamosa	510	3950	Server SW Maintenance,Consumable	957.00
				4040	Network HW Maintenance,Consumable	2,632.50
August				3850	Desktop SW Maintenance,Consumable	343.20
				4730	Printer Misc,Parts,Supplies,Consumable	1,035.00
September				3810	Desktop HW Purchase or Lease-Non Inventory	5,619.46
				3940	Server HW Maintenance,Consumable	1,560.00
				4730	Printer Misc,Parts,Supplies,Consumable	90.96
November				3810	Desktop HW Purchase or Lease-Non Inventory	1,024.47
December				3810	Desktop HW Purchase or Lease-Non Inventory	5,384.91
				3830	Desktop Misc,Parts,Supplies,Consumable	57.85
				4730	Printer Misc,Parts,Supplies,Consumable	3,111.65
January				4730	Printer Misc,Parts,Supplies,Consumable	158.96
February				3850	Desktop SW Maintenance,Consumable	1,799.00
March				3830	Desktop Misc,Parts,Supplies,Consumable	7.11
April				3940	Server HW Maintenance,Consumable	849.00
				4040	Network HW Maintenance,Consumable	675.00
				4730	Printer Misc,Parts,Supplies,Consumable	506.73
May				4730	Printer Misc,Parts,Supplies,Consumable	588.78
June				3930	Server Misc,Parts,Supplies,Consumable	124.75
				4710	Printer HW Purchase or Lease-Non Inventory	2,965.00
				4730	Printer Misc,Parts,Supplies,Consumable	599.48
July (H/O)				3920	Server SW Purchase or License	1,140.12
				3950	Server SW Maintenance,Consumable	9,159.44
				4011	Network HW Purchase or Lease-Inventory	12,886.00
				4030	Network Misc,Parts,Supplies,Consumable	1,430.00

Report ID: TGB
Source: I/3 Finance
Budget FY: 2015

STATE OF IOWA
EXPENDITURES FOR OBJECT CLASSES 418 AND 510

Page: 38 of 194
Run Date: 09/23/2015
Run Time: 04:00:08 AM

Month	Department	Department Name	Object Class	Object	Object Name	Posting Am
July (H/O)	243	Corrections Anamosa	510	4040	Network HW Maintenance,Consumable	1,710.00
				4730	Printer Misc,Parts,Supplies,Consumable	2,513.12
August (H/O)				3810	Desktop HW Purchase or Lease-Non Inventory	5,323.90
	243	Corrections Anamosa	510		Sum:	64,253.39

Month	Department	Department Name	Object Class	Object	Object Name	Posting Am
July	244	Corrections Iowa Medical and Classification	510	3910	Server HW Purchase or Lease-Non Inventory	26.64
				3920	Server SW Purchase or License	4,246.00
				3940	Server HW Maintenance,Consumable	21,336.00
				4720	Printer SW Purchase or License	337.50
				4750	Printer SW Maintenance,Consumable	9,842.00
August				3810	Desktop HW Purchase or Lease-Non Inventory	1,515.09
				3820	Desktop SW Purchase or License	539.97
				3830	Desktop Misc,Parts,Supplies,Consumable	134.97
September				3830	Desktop Misc,Parts,Supplies,Consumable	2,183.48
				3950	Server SW Maintenance,Consumable	2,479.68
October				3810	Desktop HW Purchase or Lease-Non Inventory	4,800.07
				3830	Desktop Misc,Parts,Supplies,Consumable	1,355.20
				3910	Server HW Purchase or Lease-Non Inventory	26.64
November				3810	Desktop HW Purchase or Lease-Non Inventory	7,255.70
				3830	Desktop Misc,Parts,Supplies,Consumable	90.70
				3850	Desktop SW Maintenance,Consumable	99.98
				3910	Server HW Purchase or Lease-Non Inventory	1,812.16
				3911	Server HW Purchase or Lease-Inventory	91,447.00
				3920	Server SW Purchase or License	2,630.92

Report ID: TGB
Source: I/3 Finance
Budget FY: 2015

STATE OF IOWA
EXPENDITURES FOR OBJECT CLASSES 418 AND 510

Page: 39 of 194
Run Date: 09/23/2015
Run Time: 04:00:08 AM

Month	Department	Department Name	Object Class	Object	Object Name	Posting Am
November	244	Corrections Iowa Medical and Classification	510	3930	Server Misc,Parts,Supplies,Consumable	1,117.42
				3940	Server HW Maintenance,Consumable	130,550.00
December				3810	Desktop HW Purchase or Lease-Non Inventory	638.81
				3830	Desktop Misc,Parts,Supplies,Consumable	1,061.64
				3910	Server HW Purchase or Lease-Non Inventory	26.90
				3930	Server Misc,Parts,Supplies,Consumable	686.61
				4011	Network HW Purchase or Lease-Inventory	1,143.18
				4040	Network HW Maintenance,Consumable	420.00
January				3910	Server HW Purchase or Lease-Non Inventory	26.90
				4040	Network HW Maintenance,Consumable	420.00
February				3830	Desktop Misc,Parts,Supplies,Consumable	250.93
				3910	Server HW Purchase or Lease-Non Inventory	26.90
				4050	Network SW Maintenance,Consumable	3,318.12
March				3830	Desktop Misc,Parts,Supplies,Consumable	258.81
				3910	Server HW Purchase or Lease-Non Inventory	26.91
				3930	Server Misc,Parts,Supplies,Consumable	795.00
April				3830	Desktop Misc,Parts,Supplies,Consumable	393.00
				3910	Server HW Purchase or Lease-Non Inventory	26.91
May				3910	Server HW Purchase or Lease-Non Inventory	26.91
June				3820	Desktop SW Purchase or License	104.99
				3910	Server HW Purchase or Lease-Non Inventory	53.82
				3930	Server Misc,Parts,Supplies,Consumable	357.78
July (H/O)				3950	Server SW Maintenance,Consumable	15,261.37
August (H/O)				3910	Server HW Purchase or Lease-Non Inventory	26.91

Report ID: TGB
Source: I/3 Finance
Budget FY: 2015

STATE OF IOWA
EXPENDITURES FOR OBJECT CLASSES 418 AND 510

Page: 40 of 194
Run Date: 09/23/2015
Run Time: 04:00:08 AM

Month	Department	Department Name	Object Class	Object	Object Name	Posting Am
	244	Corrections Iowa Medical and Classificati	510			
Sum:						309,179.52

Month	Department	Department Name	Object Class	Object	Object Name	Posting Am
July	245	Corrections Newton	510	3820	Desktop SW Purchase or License	514.80
				4730	Printer Misc,Parts,Supplies,Consumable	1,781.00
September				3820	Desktop SW Purchase or License	1,349.10
				3830	Desktop Misc,Parts,Supplies,Consumable	108.48
				4030	Network Misc,Parts,Supplies,Consumable	72.05
				4730	Printer Misc,Parts,Supplies,Consumable	810.00
October				3820	Desktop SW Purchase or License	374.83
December				4730	Printer Misc,Parts,Supplies,Consumable	1,605.00
March				4730	Printer Misc,Parts,Supplies,Consumable	2,161.25
May				4010	Network HW Purchase or Lease-Non Inventory	3,627.25
June				3830	Desktop Misc,Parts,Supplies,Consumable	54.00
July (H/O)				3820	Desktop SW Purchase or License	2,916.36
				3830	Desktop Misc,Parts,Supplies,Consumable	109.72
				3950	Server SW Maintenance,Consumable	6,743.89
				4020	Network SW Purchase or License	9,192.50
	245	Corrections Newton	510			
Sum:						31,420.23

Month	Department	Department Name	Object Class	Object	Object Name	Posting Am
July (H/O)	246	Corrections Mt Pleasant	418	4181	IT Professional Services	1,644.86
	246	Corrections Mt Pleasant	418			
Sum:						1,644.86

Report ID: TGB
Source: I/3 Finance
Budget FY: 2015

STATE OF IOWA
EXPENDITURES FOR OBJECT CLASSES 418 AND 510

Page: 41 of 194
Run Date: 09/23/2015
Run Time: 04:00:08 AM

Month	Department	Department Name	Object Class	Object	Object Name	Posting Am
July	246	Corrections Mt Pleasant	510	3850	Desktop SW Maintenance,Consumable	858.00
August				4030	Network Misc,Parts,Supplies,Consumable	173.33
				4730	Printer Misc,Parts,Supplies,Consumable	75.27
September				3830	Desktop Misc,Parts,Supplies,Consumable	2,345.41
				4030	Network Misc,Parts,Supplies,Consumable	33.06
October				4050	Network SW Maintenance,Consumable	143.13
November				4710	Printer HW Purchase or Lease-Non Inventory	1,339.73
December				3930	Server Misc,Parts,Supplies,Consumable	447.32
				4030	Network Misc,Parts,Supplies,Consumable	1,118.19
				4710	Printer HW Purchase or Lease-Non Inventory	1,339.73
				4730	Printer Misc,Parts,Supplies,Consumable	2,006.16
January				3950	Server SW Maintenance,Consumable	1,608.50
				4730	Printer Misc,Parts,Supplies,Consumable	216.38
February				4730	Printer Misc,Parts,Supplies,Consumable	1,652.14
March				3830	Desktop Misc,Parts,Supplies,Consumable	64.42
				3930	Server Misc,Parts,Supplies,Consumable	25.81
				3950	Server SW Maintenance,Consumable	8,641.00
				4020	Network SW Purchase or License	1,783.00
				4730	Printer Misc,Parts,Supplies,Consumable	321.89
April				3830	Desktop Misc,Parts,Supplies,Consumable	64.42
				4730	Printer Misc,Parts,Supplies,Consumable	1,562.73
May				3911	Server HW Purchase or Lease-Inventory	5,931.32
				3920	Server SW Purchase or License	895.50
				4040	Network HW Maintenance,Consumable	1,575.05
				4730	Printer Misc,Parts,Supplies,Consumable	2,877.88

Report ID: TGB
Source: I/3 Finance
Budget FY: 2015

STATE OF IOWA
EXPENDITURES FOR OBJECT CLASSES 418 AND 510

Page: 42 of 194
Run Date: 09/23/2015
Run Time: 04:00:08 AM

Month	Department	Department Name	Object Class	Object	Object Name	Posting Am
June	246	Corrections Mt Pleasant	510	3911	Server HW Purchase or Lease-Inventory	12,705.37
				4710	Printer HW Purchase or Lease-Non Inventory	1,852.14
				4730	Printer Misc,Parts,Supplies,Consumable	555.00
July (H/O)				3820	Desktop SW Purchase or License	11.98
				3950	Server SW Maintenance,Consumable	7,100.19
	246	Corrections Mt Pleasant	510		Sum:	59,324.05

Month	Department	Department Name	Object Class	Object	Object Name	Posting Am
July	247	Corrections Rockwell City	510	3820	Desktop SW Purchase or License	343.20
October				3830	Desktop Misc,Parts,Supplies,Consumable	907.55
November				3820	Desktop SW Purchase or License	265.98
December				4030	Network Misc,Parts,Supplies,Consumable	237.00
	247	Corrections Rockwell City	510		Sum:	1,753.73

Month	Department	Department Name	Object Class	Object	Object Name	Posting Am
July	248	Corrections Clarinda	510	3830	Desktop Misc,Parts,Supplies,Consumable	343.20
August				3830	Desktop Misc,Parts,Supplies,Consumable	1,957.55
November				3830	Desktop Misc,Parts,Supplies,Consumable	23.81
				3910	Server HW Purchase or Lease-Non Inventory	889.42
				4030	Network Misc,Parts,Supplies,Consumable	1,056.21
December				3810	Desktop HW Purchase or Lease-Non Inventory	959.79
				3830	Desktop Misc,Parts,Supplies,Consumable	280.66
January				3830	Desktop Misc,Parts,Supplies,Consumable	103.17
				4730	Printer Misc,Parts,Supplies,Consumable	437.00

Report ID: TGB
Source: I/3 Finance
Budget FY: 2015

STATE OF IOWA
EXPENDITURES FOR OBJECT CLASSES 418 AND 510

Page: 43 of 194
Run Date: 09/23/2015
Run Time: 04:00:08 AM

Month	Department	Department Name	Object Class	Object	Object Name	Posting Am
February	248	Corrections Clarinda	510	3830	Desktop Misc,Parts,Supplies,Consumable	171.60
				4730	Printer Misc,Parts,Supplies,Consumable	1,123.25
March				3920	Server SW Purchase or License	3,502.44
April				3830	Desktop Misc,Parts,Supplies,Consumable	247.50
				3930	Server Misc,Parts,Supplies,Consumable	309.33
May				3840	Desktop HW Maintenance,Consumable	143.88
				3930	Server Misc,Parts,Supplies,Consumable	1,523.00
June				3810	Desktop HW Purchase or Lease-Non Inventory	14,041.50
				4011	Network HW Purchase or Lease-Inventory	55,454.00
				4730	Printer Misc,Parts,Supplies,Consumable	2,799.80
July (H/O)				3830	Desktop Misc,Parts,Supplies,Consumable	1,618.84
				3850	Desktop SW Maintenance,Consumable	3,903.00
				3950	Server SW Maintenance,Consumable	5,881.29
				4010	Network HW Purchase or Lease-Non Inventory	324.97
				4011	Network HW Purchase or Lease-Inventory	10,222.82
				4030	Network Misc,Parts,Supplies,Consumable	1,735.20
August (H/O)				3810	Desktop HW Purchase or Lease-Non Inventory	4,709.88
				3850	Desktop SW Maintenance,Consumable	3,995.00
				3910	Server HW Purchase or Lease-Non Inventory	6,316.15
	248	Corrections Clarinda	510		Sum:	124,074.26

Month	Department	Department Name	Object Class	Object	Object Name	Posting Am
July	249	Corrections Mitchellville	510	3830	Desktop Misc,Parts,Supplies,Consumable	1,350.00
August				3940	Server HW Maintenance,Consumable	1,145.00
October				3830	Desktop Misc,Parts,Supplies,Consumable	5,197.20

Report ID: TGB
Source: I/3 Finance
Budget FY: 2015

STATE OF IOWA
EXPENDITURES FOR OBJECT CLASSES 418 AND 510

Page: 44 of 194
Run Date: 09/23/2015
Run Time: 04:00:08 AM

Month	Department	Department Name	Object Class	Object	Object Name	Posting Am
December	249	Corrections Mitchellville	510	3830	Desktop Misc,Parts,Supplies,Consumable	65.12
February				3910	Server HW Purchase or Lease-Non Inventory	307.56
				4730	Printer Misc,Parts,Supplies,Consumable	360.00
March				3830	Desktop Misc,Parts,Supplies,Consumable	827.90
April				3820	Desktop SW Purchase or License	3,378.90
May				3810	Desktop HW Purchase or Lease-Non Inventory	5,242.66
				3820	Desktop SW Purchase or License	1,650.00
				3830	Desktop Misc,Parts,Supplies,Consumable	675.82
June				3830	Desktop Misc,Parts,Supplies,Consumable	2,610.77
				4010	Network HW Purchase or Lease-Non Inventory	557.00
				4730	Printer Misc,Parts,Supplies,Consumable	18,558.60
July (H/O)				3810	Desktop HW Purchase or Lease-Non Inventory	16,015.88
				3830	Desktop Misc,Parts,Supplies,Consumable	23,813.89
				3850	Desktop SW Maintenance,Consumable	6,490.77
				4010	Network HW Purchase or Lease-Non Inventory	10,479.14
	249	Corrections Mitchellville	510		Sum:	98,726.21

Month	Department	Department Name	Object Class	Object	Object Name	Posting Am
August	250	Corrections Industries	418	4181	IT Professional Services	6,226.05
September				4181	IT Professional Services	6,709.75
October				4181	IT Professional Services	3,128.68
December				4181	IT Professional Services	9,651.70
January				4181	IT Professional Services	8,155.25
February				4181	IT Professional Services	5,579.75
March				4181	IT Professional Services	6,357.41

Report ID: TGB
Source: I/3 Finance
Budget FY: 2015

STATE OF IOWA
EXPENDITURES FOR OBJECT CLASSES 418 AND 510

Page: 45 of 194
Run Date: 09/23/2015
Run Time: 04:00:08 AM

Month	Department	Department Name	Object Class	Object	Object Name	Posting Am
April	250	Corrections Industries	418	4181	IT Professional Services	3,055.92
June				4181	IT Professional Services	5,475.19
July (H/O)				4181	IT Professional Services	3,201.44
	250	Corrections Industries	418		Sum:	57,541.14

Month	Department	Department Name	Object Class	Object	Object Name	Posting Am
July	250	Corrections Industries	510	3850	Desktop SW Maintenance,Consumable	1,000.00
August				3820	Desktop SW Purchase or License	2,702.94
				3850	Desktop SW Maintenance,Consumable	1,000.00
September				3810	Desktop HW Purchase or Lease-Non Inventory	501.76
				3850	Desktop SW Maintenance,Consumable	1,000.00
October				3850	Desktop SW Maintenance,Consumable	1,000.00
				3911	Server HW Purchase or Lease-Inventory	15,840.00
				3940	Server HW Maintenance,Consumable	1,248.00
November				4010	Network HW Purchase or Lease-Non Inventory	2,136.42
December				3850	Desktop SW Maintenance,Consumable	2,188.16
February				3850	Desktop SW Maintenance,Consumable	2,094.08
				4010	Network HW Purchase or Lease-Non Inventory	2,108.45
				4011	Network HW Purchase or Lease-Inventory	4,764.83
				4040	Network HW Maintenance,Consumable	151.90
March				3810	Desktop HW Purchase or Lease-Non Inventory	1,604.72
				3820	Desktop SW Purchase or License	15,208.20
				3840	Desktop HW Maintenance,Consumable	247.69
				3850	Desktop SW Maintenance,Consumable	1,000.00
April				3850	Desktop SW Maintenance,Consumable	1,094.08

Report ID: TGB
Source: I/3 Finance
Budget FY: 2015

STATE OF IOWA
EXPENDITURES FOR OBJECT CLASSES 418 AND 510

Page: 46 of 194
Run Date: 09/23/2015
Run Time: 04:00:08 AM

Month	Department	Department Name	Object Class	Object	Object Name	Posting Am
April	250	Corrections Industries	510	3930	Server Misc,Parts,Supplies,Consumable	1,930.48
May				3850	Desktop SW Maintenance,Consumable	1,094.08
				3920	Server SW Purchase or License	3,750.00
				3950	Server SW Maintenance,Consumable	999.99
June				3920	Server SW Purchase or License	6,311.25
July (H/O)				3810	Desktop HW Purchase or Lease-Non Inventory	220.00
				3850	Desktop SW Maintenance,Consumable	1,094.08
				3920	Server SW Purchase or License	1,595.00
				4040	Network HW Maintenance,Consumable	5,098.00
August (H/O)				3820	Desktop SW Purchase or License	8,143.20
	250	Corrections Industries	510		Sum:	87,127.31

Month	Department	Department Name	Object Class	Object	Object Name	Posting Am
July (H/O)	252	Corrections Fort Dodge	418	4181	IT Professional Services	4,143.18
	252	Corrections Fort Dodge	418		Sum:	4,143.18

Month	Department	Department Name	Object Class	Object	Object Name	Posting Am
July	252	Corrections Fort Dodge	510	3820	Desktop SW Purchase or License	343.20
August				4710	Printer HW Purchase or Lease-Non Inventory	995.00
October				4010	Network HW Purchase or Lease-Non Inventory	303.20
November				3820	Desktop SW Purchase or License	2,034.99
				4710	Printer HW Purchase or Lease-Non Inventory	6,885.00
January				3830	Desktop Misc,Parts,Supplies,Consumable	22.38
February				3830	Desktop Misc,Parts,Supplies,Consumable	100.84
March				3830	Desktop Misc,Parts,Supplies,Consumable	138.00

Report ID: TGB
Source: I/3 Finance
Budget FY: 2015

STATE OF IOWA
EXPENDITURES FOR OBJECT CLASSES 418 AND 510

Page: 47 of 194
Run Date: 09/23/2015
Run Time: 04:00:08 AM

Month	Department	Department Name	Object Class	Object	Object Name	Posting Am
April	252	Corrections Fort Dodge	510	3910	Server HW Purchase or Lease-Non Inventory	850.00
				4010	Network HW Purchase or Lease-Non Inventory	339.96
May				3830	Desktop Misc,Parts,Supplies,Consumable	240.95
June				3820	Desktop SW Purchase or License	499.95
				3830	Desktop Misc,Parts,Supplies,Consumable	78.98
July (H/O)				3810	Desktop HW Purchase or Lease-Non Inventory	4,074.03
				3830	Desktop Misc,Parts,Supplies,Consumable	59.00
				3950	Server SW Maintenance,Consumable	6,882.31
				4010	Network HW Purchase or Lease-Non Inventory	259.96
	252	Corrections Fort Dodge	510		Sum:	24,107.75

Month	Department	Department Name	Object Class	Object	Object Name	Posting Am
April	259	Cultural Affairs, Dept Of	418	4181	IT Professional Services	4,950.00
July (H/O)				4181	IT Professional Services	4,950.00
	259	Cultural Affairs, Dept Of	418		Sum:	9,900.00

Month	Department	Department Name	Object Class	Object	Object Name	Posting Am
July	259	Cultural Affairs, Dept Of	510	3810	Desktop HW Purchase or Lease-Non Inventory	576.48
				3830	Desktop Misc,Parts,Supplies,Consumable	572.00
				3850	Desktop SW Maintenance,Consumable	4,354.56
August				3810	Desktop HW Purchase or Lease-Non Inventory	977.86
				3830	Desktop Misc,Parts,Supplies,Consumable	903.00
				4730	Printer Misc,Parts,Supplies,Consumable	385.50
September				3810	Desktop HW Purchase or Lease-Non Inventory	288.24
				3830	Desktop Misc,Parts,Supplies,Consumable	391.80

Report ID: TGB
Source: I/3 Finance
Budget FY: 2015

STATE OF IOWA
EXPENDITURES FOR OBJECT CLASSES 418 AND 510

Page: 48 of 194
Run Date: 09/23/2015
Run Time: 04:00:08 AM

Month	Department	Department Name	Object Class	Object	Object Name	Posting Am
September	259	Cultural Affairs, Dept Of	510	3850	Desktop SW Maintenance,Consumable	2,220.40
				3950	Server SW Maintenance,Consumable	4,495.00
				4730	Printer Misc,Parts,Supplies,Consumable	45.00
October				3810	Desktop HW Purchase or Lease-Non Inventory	1,001.86
				3820	Desktop SW Purchase or License	3,260.66
				4720	Printer SW Purchase or License	4,182.84
				4730	Printer Misc,Parts,Supplies,Consumable	180.00
November				3830	Desktop Misc,Parts,Supplies,Consumable	593.92
				3850	Desktop SW Maintenance,Consumable	(1,215.00)
				4730	Printer Misc,Parts,Supplies,Consumable	142.50
December				3810	Desktop HW Purchase or Lease-Non Inventory	576.48
				3820	Desktop SW Purchase or License	40.00
				3830	Desktop Misc,Parts,Supplies,Consumable	244.80
				3850	Desktop SW Maintenance,Consumable	4,240.00
January				3810	Desktop HW Purchase or Lease-Non Inventory	288.24
				3820	Desktop SW Purchase or License	617.00
				4730	Printer Misc,Parts,Supplies,Consumable	96.00
February				3810	Desktop HW Purchase or Lease-Non Inventory	288.24
				3820	Desktop SW Purchase or License	2,715.00
				3830	Desktop Misc,Parts,Supplies,Consumable	62.00
				4720	Printer SW Purchase or License	661.41
March				3810	Desktop HW Purchase or Lease-Non Inventory	1,565.57
				3820	Desktop SW Purchase or License	779.15
				4710	Printer HW Purchase or Lease-Non Inventory	127.00
				4720	Printer SW Purchase or License	441.06

Report ID: TGB
Source: I/3 Finance
Budget FY: 2015

STATE OF IOWA
EXPENDITURES FOR OBJECT CLASSES 418 AND 510

Page: 49 of 194
Run Date: 09/23/2015
Run Time: 04:00:08 AM

Month	Department	Department Name	Object Class	Object	Object Name	Posting Am
March	259	Cultural Affairs, Dept Of	510	4730	Printer Misc,Parts,Supplies,Consumable	556.00
April				3810	Desktop HW Purchase or Lease-Non Inventory	288.24
				3820	Desktop SW Purchase or License	52,385.75
				4730	Printer Misc,Parts,Supplies,Consumable	102.00
May				3810	Desktop HW Purchase or Lease-Non Inventory	3,187.58
				3820	Desktop SW Purchase or License	1,091.88
				4730	Printer Misc,Parts,Supplies,Consumable	127.00
June				3810	Desktop HW Purchase or Lease-Non Inventory	416.00
				4730	Printer Misc,Parts,Supplies,Consumable	161.00
July (H/O)				3810	Desktop HW Purchase or Lease-Non Inventory	4,657.66
				4730	Printer Misc,Parts,Supplies,Consumable	102.00
	259	Cultural Affairs, Dept Of	510		Sum:	99,173.68

Month	Department	Department Name	Object Class	Object	Object Name	Posting Am
September	269	Iowa Economic Development Authority	418	4181	IT Professional Services	21,507.20
October				4181	IT Professional Services	41,059.20
November				4181	IT Professional Services	(133.83)
December				4181	IT Professional Services	54,675.92
February				4181	IT Professional Services	63,857.40
April				4181	IT Professional Services	30,257.60
May				4181	IT Professional Services	54,395.52
July (H/O)				4181	IT Professional Services	35,354.40
August (H/O)				4181	IT Professional Services	6,716.16
	269	Iowa Economic Development Authority	418		Sum:	307,689.57

Report ID: TGB
Source: I/3 Finance
Budget FY: 2015

STATE OF IOWA
EXPENDITURES FOR OBJECT CLASSES 418 AND 510

Page: 50 of 194
Run Date: 09/23/2015
Run Time: 04:00:08 AM

Month	Department	Department Name	Object Class	Object	Object Name	Posting Am
July	269	Iowa Economic Development Authority	510	3820	Desktop SW Purchase or License	(8,050.00)
				4710	Printer HW Purchase or Lease-Non Inventory	4,909.58
August				3810	Desktop HW Purchase or Lease-Non Inventory	16,745.02
				3820	Desktop SW Purchase or License	820.95
				3830	Desktop Misc,Parts,Supplies,Consumable	82.98
				3850	Desktop SW Maintenance,Consumable	1,222.36
				3920	Server SW Purchase or License	12.00
				4710	Printer HW Purchase or Lease-Non Inventory	2,454.79
September				3810	Desktop HW Purchase or Lease-Non Inventory	57,018.40
				3820	Desktop SW Purchase or License	628.99
				3920	Server SW Purchase or License	12.00
				4710	Printer HW Purchase or Lease-Non Inventory	2,454.79
October				3810	Desktop HW Purchase or Lease-Non Inventory	7,392.73
				3820	Desktop SW Purchase or License	16,646.95
				3920	Server SW Purchase or License	12.00
				4710	Printer HW Purchase or Lease-Non Inventory	2,454.79
November				3810	Desktop HW Purchase or Lease-Non Inventory	313.62
				3820	Desktop SW Purchase or License	249.95
				3850	Desktop SW Maintenance,Consumable	348.75
				3920	Server SW Purchase or License	12.00
				4710	Printer HW Purchase or Lease-Non Inventory	2,526.33
December				3810	Desktop HW Purchase or Lease-Non Inventory	2,298.36
				3820	Desktop SW Purchase or License	(3,100.08)
				3850	Desktop SW Maintenance,Consumable	465.00
				3920	Server SW Purchase or License	12.00

Report ID: TGB
Source: I/3 Finance
Budget FY: 2015

STATE OF IOWA
EXPENDITURES FOR OBJECT CLASSES 418 AND 510

Page: 51 of 194
Run Date: 09/23/2015
Run Time: 04:00:08 AM

Month	Department	Department Name	Object Class	Object	Object Name	Posting Am
December	269	Iowa Economic Development Authority	510	4710	Printer HW Purchase or Lease-Non Inventory	4,482.55
January				3810	Desktop HW Purchase or Lease-Non Inventory	33,218.39
				3820	Desktop SW Purchase or License	349.93
				3920	Server SW Purchase or License	12.00
				4710	Printer HW Purchase or Lease-Non Inventory	2,733.67
February				3810	Desktop HW Purchase or Lease-Non Inventory	2,415.51
				3820	Desktop SW Purchase or License	8,205.73
				3920	Server SW Purchase or License	12.00
				4710	Printer HW Purchase or Lease-Non Inventory	6,932.41
March				3810	Desktop HW Purchase or Lease-Non Inventory	11,722.46
				3820	Desktop SW Purchase or License	54,614.66
				3920	Server SW Purchase or License	12.00
				4710	Printer HW Purchase or Lease-Non Inventory	2,733.67
April				3810	Desktop HW Purchase or Lease-Non Inventory	4,950.50
				3820	Desktop SW Purchase or License	(7,001.08)
				3850	Desktop SW Maintenance,Consumable	38.75
				3920	Server SW Purchase or License	15,638.10
				4710	Printer HW Purchase or Lease-Non Inventory	2,733.67
May				3810	Desktop HW Purchase or Lease-Non Inventory	3,422.43
				3820	Desktop SW Purchase or License	(3,022.45)
				3830	Desktop Misc,Parts,Supplies,Consumable	241.18
				3850	Desktop SW Maintenance,Consumable	465.00
				3920	Server SW Purchase or License	12.00
				4710	Printer HW Purchase or Lease-Non Inventory	7,038.35
June				3820	Desktop SW Purchase or License	(47.09)

Report ID: TGB
Source: I/3 Finance
Budget FY: 2015

STATE OF IOWA
EXPENDITURES FOR OBJECT CLASSES 418 AND 510

Page: 52 of 194
Run Date: 09/23/2015
Run Time: 04:00:08 AM

Month	Department	Department Name	Object Class	Object	Object Name	Posting Am
June	269	Iowa Economic Development Authority	510	3850	Desktop SW Maintenance,Consumable	77.50
				3920	Server SW Purchase or License	12.00
July (H/O)				3810	Desktop HW Purchase or Lease-Non Inventory	13,118.56
				3820	Desktop SW Purchase or License	1,199.91
				3920	Server SW Purchase or License	12.00
August (H/O)				3820	Desktop SW Purchase or License	579.92
	269	Iowa Economic Development Authority	510		Sum:	274,858.49

Month	Department	Department Name	Object Class	Object	Object Name	Posting Am
August	282	Education, Dept Of	418	4181	IT Professional Services	75,779.95
				4184	IT Technical Consultants	50,296.40
September				4181	IT Professional Services	352,671.00
				4184	IT Technical Consultants	80,202.34
October				4181	IT Professional Services	277,957.60
				4184	IT Technical Consultants	78,172.46
November				4181	IT Professional Services	98,712.77
				4184	IT Technical Consultants	125,321.28
December				4181	IT Professional Services	56,528.09
				4184	IT Technical Consultants	65,187.08
January				4181	IT Professional Services	110,374.78
				4184	IT Technical Consultants	85,096.21
February				4181	IT Professional Services	87,861.43
				4184	IT Technical Consultants	83,857.16
March				4181	IT Professional Services	62,293.93
				4184	IT Technical Consultants	81,249.28

Report ID: TGB
Source: I/3 Finance
Budget FY: 2015

STATE OF IOWA
EXPENDITURES FOR OBJECT CLASSES 418 AND 510

Page: 53 of 194
Run Date: 09/23/2015
Run Time: 04:00:08 AM

Month	Department	Department Name	Object Class	Object	Object Name	Posting Am
April	282	Education, Dept Of	418	4181	IT Professional Services	95,991.50
				4184	IT Technical Consultants	31,388.64
May				4181	IT Professional Services	69,934.86
				4184	IT Technical Consultants	141,057.68
June				4181	IT Professional Services	88,564.05
				4184	IT Technical Consultants	21,053.28
July (H/O)				4181	IT Professional Services	376,273.00
				4184	IT Technical Consultants	95,531.56
August (H/O)				4181	IT Professional Services	218,754.43
				4184	IT Technical Consultants	24,600.30
	282	Education, Dept Of	418		Sum:	2,934,711.06

Month	Department	Department Name	Object Class	Object	Object Name	Posting Am
July	282	Education, Dept Of	510	3811	Desktop HW Purchase or Lease-Inventory	1,245.32
				3820	Desktop SW Purchase or License	494.91
				3840	Desktop HW Maintenance,Consumable	17,821.00
				3940	Server HW Maintenance,Consumable	6,745.92
				3950	Server SW Maintenance,Consumable	1,985.69
August				3810	Desktop HW Purchase or Lease-Non Inventory	8,291.80
				3820	Desktop SW Purchase or License	57.50
				3830	Desktop Misc,Parts,Supplies,Consumable	641.52
				3840	Desktop HW Maintenance,Consumable	1,244.80
				3950	Server SW Maintenance,Consumable	707.87
				4711	Printer HW Purchase or Lease-Inventory	10,208.00
				4750	Printer SW Maintenance,Consumable	2,089.00

Report ID: TGB
Source: I/3 Finance
Budget FY: 2015

STATE OF IOWA
EXPENDITURES FOR OBJECT CLASSES 418 AND 510

Page: 54 of 194
Run Date: 09/23/2015
Run Time: 04:00:08 AM

Month	Department	Department Name	Object Class	Object	Object Name	Posting Am
September	282	Education, Dept Of	510	3810	Desktop HW Purchase or Lease-Non Inventory	11,570.72
				3820	Desktop SW Purchase or License	3,725.10
				3830	Desktop Misc,Parts,Supplies,Consumable	3,744.47
				3840	Desktop HW Maintenance,Consumable	2,337.60
				3850	Desktop SW Maintenance,Consumable	4,699.01
				3950	Server SW Maintenance,Consumable	(277.03)
				4711	Printer HW Purchase or Lease-Inventory	28,050.00
				4730	Printer Misc,Parts,Supplies,Consumable	1,316.92
October				3810	Desktop HW Purchase or Lease-Non Inventory	8,617.88
				3820	Desktop SW Purchase or License	1,051.01
				3830	Desktop Misc,Parts,Supplies,Consumable	436.54
				3840	Desktop HW Maintenance,Consumable	1,084.80
				3940	Server HW Maintenance,Consumable	7,272.24
				4730	Printer Misc,Parts,Supplies,Consumable	3,060.53
November				3810	Desktop HW Purchase or Lease-Non Inventory	10,354.68
				3820	Desktop SW Purchase or License	2,056.45
				3830	Desktop Misc,Parts,Supplies,Consumable	2,465.51
				3840	Desktop HW Maintenance,Consumable	2,178.40
				3950	Server SW Maintenance,Consumable	43,696.91
				4730	Printer Misc,Parts,Supplies,Consumable	339.20
December				3810	Desktop HW Purchase or Lease-Non Inventory	19,143.81
				3820	Desktop SW Purchase or License	748.66
				3830	Desktop Misc,Parts,Supplies,Consumable	2,278.05
				3840	Desktop HW Maintenance,Consumable	3,278.40
				3850	Desktop SW Maintenance,Consumable	3,292.80

Report ID: TGB
Source: I/3 Finance
Budget FY: 2015

STATE OF IOWA
EXPENDITURES FOR OBJECT CLASSES 418 AND 510

Page: 55 of 194
Run Date: 09/23/2015
Run Time: 04:00:08 AM

Month	Department	Department Name	Object Class	Object	Object Name	Posting Am
December	282	Education, Dept Of	510	3911	Server HW Purchase or Lease-Inventory	840.00
				3920	Server SW Purchase or License	1,596.16
				3930	Server Misc,Parts,Supplies,Consumable	450.00
				4711	Printer HW Purchase or Lease-Inventory	156.75
				4730	Printer Misc,Parts,Supplies,Consumable	3,138.16
January				3810	Desktop HW Purchase or Lease-Non Inventory	8,492.20
				3820	Desktop SW Purchase or License	3,521.00
				3830	Desktop Misc,Parts,Supplies,Consumable	2,089.26
				3840	Desktop HW Maintenance,Consumable	1,683.68
				3920	Server SW Purchase or License	99.00
				3950	Server SW Maintenance,Consumable	170,653.38
				4730	Printer Misc,Parts,Supplies,Consumable	705.90
February				3810	Desktop HW Purchase or Lease-Non Inventory	11,589.84
				3820	Desktop SW Purchase or License	222.08
				3910	Server HW Purchase or Lease-Non Inventory	820.00
				3920	Server SW Purchase or License	12,855.00
				3950	Server SW Maintenance,Consumable	3,526.75
				4730	Printer Misc,Parts,Supplies,Consumable	1,320.36
March				3810	Desktop HW Purchase or Lease-Non Inventory	1,636.24
				3820	Desktop SW Purchase or License	3,544.80
				3830	Desktop Misc,Parts,Supplies,Consumable	1,230.78
				3840	Desktop HW Maintenance,Consumable	311.20
				3850	Desktop SW Maintenance,Consumable	4,125.02
				3920	Server SW Purchase or License	25,478.94
				3930	Server Misc,Parts,Supplies,Consumable	2,272.00

Report ID: TGB
Source: I/3 Finance
Budget FY: 2015

STATE OF IOWA
EXPENDITURES FOR OBJECT CLASSES 418 AND 510

Page: 56 of 194
Run Date: 09/23/2015
Run Time: 04:00:08 AM

Month	Department	Department Name	Object Class	Object	Object Name	Posting Am
March	282	Education, Dept Of	510	3950	Server SW Maintenance,Consumable	1,753.77
				4040	Network HW Maintenance,Consumable	4,646.60
				4730	Printer Misc,Parts,Supplies,Consumable	234.28
April				3810	Desktop HW Purchase or Lease-Non Inventory	7,041.30
				3820	Desktop SW Purchase or License	9,863.44
				3830	Desktop Misc,Parts,Supplies,Consumable	396.21
				3840	Desktop HW Maintenance,Consumable	311.20
				3850	Desktop SW Maintenance,Consumable	76,000.00
				3911	Server HW Purchase or Lease-Inventory	16,183.02
				3940	Server HW Maintenance,Consumable	1,797.33
				3950	Server SW Maintenance,Consumable	142,203.41
				4730	Printer Misc,Parts,Supplies,Consumable	2,546.60
May				3810	Desktop HW Purchase or Lease-Non Inventory	3,424.43
				3820	Desktop SW Purchase or License	184.17
				3830	Desktop Misc,Parts,Supplies,Consumable	170.98
				3840	Desktop HW Maintenance,Consumable	1,358.40
				3920	Server SW Purchase or License	5,352.54
				3930	Server Misc,Parts,Supplies,Consumable	514.00
				3950	Server SW Maintenance,Consumable	6,510.00
				4711	Printer HW Purchase or Lease-Inventory	2,564.05
				4730	Printer Misc,Parts,Supplies,Consumable	1,011.19
				4740	Printer HW Maintenance,Consumable	1,367.20
June				3810	Desktop HW Purchase or Lease-Non Inventory	19,771.80
				3820	Desktop SW Purchase or License	1,510.00
				3830	Desktop Misc,Parts,Supplies,Consumable	2.93

Report ID: TGB
Source: I/3 Finance
Budget FY: 2015

STATE OF IOWA
EXPENDITURES FOR OBJECT CLASSES 418 AND 510

Page: 57 of 194
Run Date: 09/23/2015
Run Time: 04:00:08 AM

Month	Department	Department Name	Object Class	Object	Object Name	Posting Am
June	282	Education, Dept Of	510	3840	Desktop HW Maintenance,Consumable	18,713.00
				3850	Desktop SW Maintenance,Consumable	1,261.40
				3930	Server Misc,Parts,Supplies,Consumable	1,678.00
				3950	Server SW Maintenance,Consumable	27,495.00
				4730	Printer Misc,Parts,Supplies,Consumable	2,782.04
July (H/O)				3810	Desktop HW Purchase or Lease-Non Inventory	7,307.76
				3830	Desktop Misc,Parts,Supplies,Consumable	455.33
				3840	Desktop HW Maintenance,Consumable	(6,736.70)
				3850	Desktop SW Maintenance,Consumable	18,000.00
				3911	Server HW Purchase or Lease-Inventory	74,401.50
				3950	Server SW Maintenance,Consumable	(21,337.62)
				4730	Printer Misc,Parts,Supplies,Consumable	113.13
August (H/O)				3820	Desktop SW Purchase or License	1,078.05
				3850	Desktop SW Maintenance,Consumable	595.41
	282	Education, Dept Of	510		Sum:	912,939.64

Month	Department	Department Name	Object Class	Object	Object Name	Posting Am
July	283	Education, Voc Rehab	510	3820	Desktop SW Purchase or License	11,619.37
				4020	Network SW Purchase or License	1,653.00
				4050	Network SW Maintenance,Consumable	3,200.45
August				3810	Desktop HW Purchase or Lease-Non Inventory	2,136.86
				3820	Desktop SW Purchase or License	4.99
				3830	Desktop Misc,Parts,Supplies,Consumable	1,557.00
				4010	Network HW Purchase or Lease-Non Inventory	1,423.00
				4050	Network SW Maintenance,Consumable	27,523.00

Report ID: TGB
Source: I/3 Finance
Budget FY: 2015

STATE OF IOWA
EXPENDITURES FOR OBJECT CLASSES 418 AND 510

Page: 58 of 194
Run Date: 09/23/2015
Run Time: 04:00:08 AM

Month	Department	Department Name	Object Class	Object	Object Name	Posting Am
September	283	Education, Voc Rehab	510	3810	Desktop HW Purchase or Lease-Non Inventory	86.00
				3820	Desktop SW Purchase or License	399.90
				4010	Network HW Purchase or Lease-Non Inventory	6,590.00
				4020	Network SW Purchase or License	3,054.60
				4050	Network SW Maintenance,Consumable	27,523.00
October				3820	Desktop SW Purchase or License	76,692.02
				3830	Desktop Misc,Parts,Supplies,Consumable	5,721.78
				3920	Server SW Purchase or License	3,440.80
				3950	Server SW Maintenance,Consumable	259.00
				4010	Network HW Purchase or Lease-Non Inventory	3,553.76
				4040	Network HW Maintenance,Consumable	1,154.00
				4050	Network SW Maintenance,Consumable	27,523.00
November				4030	Network Misc,Parts,Supplies,Consumable	27.53
				4050	Network SW Maintenance,Consumable	27,523.00
December				4050	Network SW Maintenance,Consumable	29,636.16
				4710	Printer HW Purchase or Lease-Non Inventory	137.25
January				3830	Desktop Misc,Parts,Supplies,Consumable	333.12
				3930	Server Misc,Parts,Supplies,Consumable	465.12
				3940	Server HW Maintenance,Consumable	2,522.00
				4030	Network Misc,Parts,Supplies,Consumable	12.29
				4040	Network HW Maintenance,Consumable	1,426.00
				4050	Network SW Maintenance,Consumable	27,523.00
February				3810	Desktop HW Purchase or Lease-Non Inventory	837.62
				3850	Desktop SW Maintenance,Consumable	5,000.00
				4050	Network SW Maintenance,Consumable	27,523.00

Report ID: TGB
Source: I/3 Finance
Budget FY: 2015

STATE OF IOWA
EXPENDITURES FOR OBJECT CLASSES 418 AND 510

Page: 59 of 194
Run Date: 09/23/2015
Run Time: 04:00:08 AM

Month	Department	Department Name	Object Class	Object	Object Name	Posting Am
March	283	Education, Voc Rehab	510	4010	Network HW Purchase or Lease-Non Inventory	219.00
				4030	Network Misc,Parts,Supplies,Consumable	183.33
				4050	Network SW Maintenance,Consumable	30,168.05
April				3820	Desktop SW Purchase or License	5,695.00
				3850	Desktop SW Maintenance,Consumable	965.00
				3950	Server SW Maintenance,Consumable	99.00
				4020	Network SW Purchase or License	213.52
				4040	Network HW Maintenance,Consumable	3,451.13
				4050	Network SW Maintenance,Consumable	27,523.00
				4710	Printer HW Purchase or Lease-Non Inventory	137.25
May				3820	Desktop SW Purchase or License	55,168.50
				4010	Network HW Purchase or Lease-Non Inventory	1,485.99
				4050	Network SW Maintenance,Consumable	30,819.46
				4710	Printer HW Purchase or Lease-Non Inventory	532.50
June				3820	Desktop SW Purchase or License	400.79
				3830	Desktop Misc,Parts,Supplies,Consumable	300.20
				3930	Server Misc,Parts,Supplies,Consumable	104.13
				4010	Network HW Purchase or Lease-Non Inventory	1,020.00
				4011	Network HW Purchase or Lease-Inventory	641.25
				4030	Network Misc,Parts,Supplies,Consumable	821.19
				4050	Network SW Maintenance,Consumable	27,523.00
July (H/O)				3820	Desktop SW Purchase or License	26.00
				3830	Desktop Misc,Parts,Supplies,Consumable	2,131.89
				4010	Network HW Purchase or Lease-Non Inventory	2,203.00
				4050	Network SW Maintenance,Consumable	24,226.54

Report ID: TGB
Source: I/3 Finance
Budget FY: 2015

STATE OF IOWA
EXPENDITURES FOR OBJECT CLASSES 418 AND 510

Page: 60 of 194
Run Date: 09/23/2015
Run Time: 04:00:08 AM

Month	Department	Department Name	Object Class	Object	Object Name	Posting Am
August (H/O)	283	Education, Voc Rehab	510	3830	Desktop Misc,Parts,Supplies,Consumable	167.94
	283	Education, Voc Rehab	510		Sum:	544,308.28

Month	Department	Department Name	Object Class	Object	Object Name	Posting Am
July	284	College Aid	418	4181	IT Professional Services	111,158.00
March				4181	IT Professional Services	85,320.25
June				4181	IT Professional Services	618.75
	284	College Aid	418		Sum:	197,097.00

Month	Department	Department Name	Object Class	Object	Object Name	Posting Am
August	284	College Aid	510	3850	Desktop SW Maintenance,Consumable	2,370.00
September				3820	Desktop SW Purchase or License	720.00
				3920	Server SW Purchase or License	3,163.04
October				3820	Desktop SW Purchase or License	55,384.56
				4730	Printer Misc,Parts,Supplies,Consumable	93.99
December				4730	Printer Misc,Parts,Supplies,Consumable	496.17
January				4730	Printer Misc,Parts,Supplies,Consumable	105.33
February				3920	Server SW Purchase or License	2,600.00
March				3920	Server SW Purchase or License	947.40
April				4730	Printer Misc,Parts,Supplies,Consumable	676.53
May				3810	Desktop HW Purchase or Lease-Non Inventory	582.00
				3850	Desktop SW Maintenance,Consumable	6,554.56
June				3810	Desktop HW Purchase or Lease-Non Inventory	4,107.89
August (H/O)				3810	Desktop HW Purchase or Lease-Non Inventory	1,950.00
				3850	Desktop SW Maintenance,Consumable	4,212.00

Report ID: TGB
Source: I/3 Finance
Budget FY: 2015

STATE OF IOWA
EXPENDITURES FOR OBJECT CLASSES 418 AND 510

Page: 61 of 194
Run Date: 09/23/2015
Run Time: 04:00:08 AM

Month	Department	Department Name	Object Class	Object	Object Name	Posting Am
August (H/O)	284	College Aid	510	4730	Printer Misc,Parts,Supplies,Consumable	82.94
	284	College Aid	510		Sum:	84,046.41

Month	Department	Department Name	Object Class	Object	Object Name	Posting Am
July	285	Education, Iowa Public TV	418	4181	IT Professional Services	284.18
August				4181	IT Professional Services	1,235.69
October				4181	IT Professional Services	555.26
November				4181	IT Professional Services	402.44
December				4181	IT Professional Services	1,314.83
January				4181	IT Professional Services	771.79
February				4181	IT Professional Services	3,289.43
March				4181	IT Professional Services	301.04
April				4181	IT Professional Services	286.84
May				4181	IT Professional Services	13,072.00
June				4181	IT Professional Services	2,438.36
July (H/O)				4181	IT Professional Services	95.19
	285	Education, Iowa Public TV	418		Sum:	24,047.05

Month	Department	Department Name	Object Class	Object	Object Name	Posting Am
July	285	Education, Iowa Public TV	510	3810	Desktop HW Purchase or Lease-Non Inventory	1,060.88
				3850	Desktop SW Maintenance,Consumable	2,547.75
				3910	Server HW Purchase or Lease-Non Inventory	246.00
				3940	Server HW Maintenance,Consumable	1,008.00
				3950	Server SW Maintenance,Consumable	1,500.00
				4030	Network Misc,Parts,Supplies,Consumable	204.00

Report ID: TGB
Source: I/3 Finance
Budget FY: 2015

STATE OF IOWA
EXPENDITURES FOR OBJECT CLASSES 418 AND 510

Page: 62 of 194
Run Date: 09/23/2015
Run Time: 04:00:08 AM

Month	Department	Department Name	Object Class	Object	Object Name	Posting Am
July	285	Education, Iowa Public TV	510	4040	Network HW Maintenance,Consumable	87,970.80
				4050	Network SW Maintenance,Consumable	3,988.80
August				3810	Desktop HW Purchase or Lease-Non Inventory	5,778.38
				3830	Desktop Misc,Parts,Supplies,Consumable	463.20
				3910	Server HW Purchase or Lease-Non Inventory	111.00
				3930	Server Misc,Parts,Supplies,Consumable	3,405.40
				3950	Server SW Maintenance,Consumable	2,682.83
				4010	Network HW Purchase or Lease-Non Inventory	2,442.00
				4030	Network Misc,Parts,Supplies,Consumable	3,825.00
				4040	Network HW Maintenance,Consumable	4,500.00
				4710	Printer HW Purchase or Lease-Non Inventory	119.00
				4730	Printer Misc,Parts,Supplies,Consumable	77.00
September				3810	Desktop HW Purchase or Lease-Non Inventory	33,255.63
				3950	Server SW Maintenance,Consumable	12,446.31
				4030	Network Misc,Parts,Supplies,Consumable	130.89
October				3810	Desktop HW Purchase or Lease-Non Inventory	1,512.23
				3820	Desktop SW Purchase or License	14,546.56
				3830	Desktop Misc,Parts,Supplies,Consumable	84.20
				3930	Server Misc,Parts,Supplies,Consumable	285.00
				3950	Server SW Maintenance,Consumable	14,062.09
				4710	Printer HW Purchase or Lease-Non Inventory	92.25
November				3950	Server SW Maintenance,Consumable	9,836.70
December				3830	Desktop Misc,Parts,Supplies,Consumable	290.24
				3930	Server Misc,Parts,Supplies,Consumable	60.00
				3940	Server HW Maintenance,Consumable	11,205.90

Report ID: TGB
Source: I/3 Finance
Budget FY: 2015

STATE OF IOWA
EXPENDITURES FOR OBJECT CLASSES 418 AND 510

Page: 63 of 194
Run Date: 09/23/2015
Run Time: 04:00:08 AM

Month	Department	Department Name	Object Class	Object	Object Name	Posting Am
December	285	Education, Iowa Public TV	510	3950	Server SW Maintenance,Consumable	6,471.28
				4030	Network Misc,Parts,Supplies,Consumable	1,760.85
				4730	Printer Misc,Parts,Supplies,Consumable	187.50
January				3810	Desktop HW Purchase or Lease-Non Inventory	3,859.88
				3830	Desktop Misc,Parts,Supplies,Consumable	1,519.00
				3850	Desktop SW Maintenance,Consumable	838.11
				4050	Network SW Maintenance,Consumable	2,196.41
February				3810	Desktop HW Purchase or Lease-Non Inventory	3,453.00
				3811	Desktop HW Purchase or Lease-Inventory	14,907.90
				3820	Desktop SW Purchase or License	505.40
				3830	Desktop Misc,Parts,Supplies,Consumable	178.00
				3950	Server SW Maintenance,Consumable	5,206.98
				4040	Network HW Maintenance,Consumable	549.10
				4050	Network SW Maintenance,Consumable	412.30
March				3810	Desktop HW Purchase or Lease-Non Inventory	1,894.98
				3820	Desktop SW Purchase or License	5,029.92
				3830	Desktop Misc,Parts,Supplies,Consumable	4,981.56
				3911	Server HW Purchase or Lease-Inventory	22,928.14
				3940	Server HW Maintenance,Consumable	1,008.00
				3950	Server SW Maintenance,Consumable	779.05
				4030	Network Misc,Parts,Supplies,Consumable	4,020.20
April				3810	Desktop HW Purchase or Lease-Non Inventory	2,061.31
				3820	Desktop SW Purchase or License	357.53
				3830	Desktop Misc,Parts,Supplies,Consumable	852.00
				4710	Printer HW Purchase or Lease-Non Inventory	1,050.00

Report ID: TGB
Source: I/3 Finance
Budget FY: 2015

STATE OF IOWA
EXPENDITURES FOR OBJECT CLASSES 418 AND 510

Page: 64 of 194
Run Date: 09/23/2015
Run Time: 04:00:08 AM

Month	Department	Department Name	Object Class	Object	Object Name	Posting Am
May	285	Education, Iowa Public TV	510	3810	Desktop HW Purchase or Lease-Non Inventory	4,249.01
				3820	Desktop SW Purchase or License	574.53
				3830	Desktop Misc,Parts,Supplies,Consumable	703.00
				3840	Desktop HW Maintenance,Consumable	133.00
				3950	Server SW Maintenance,Consumable	2,698.98
June				3810	Desktop HW Purchase or Lease-Non Inventory	9,169.98
				3820	Desktop SW Purchase or License	398.99
				3830	Desktop Misc,Parts,Supplies,Consumable	220.44
				3840	Desktop HW Maintenance,Consumable	183.00
				3911	Server HW Purchase or Lease-Inventory	47,656.00
				3930	Server Misc,Parts,Supplies,Consumable	246.00
				3940	Server HW Maintenance,Consumable	6,388.72
				3950	Server SW Maintenance,Consumable	500.00
				4011	Network HW Purchase or Lease-Inventory	6,392.98
July (H/O)				3930	Server Misc,Parts,Supplies,Consumable	144.00
				3940	Server HW Maintenance,Consumable	(7,396.72)
				3950	Server SW Maintenance,Consumable	(1,500.00)
				4040	Network HW Maintenance,Consumable	(70,376.64)
	285	Education, Iowa Public TV	510		Sum:	307,131.71

Month	Department	Department Name	Object Class	Object	Object Name	Posting Am
July	297	Iowa Department on Aging	510	4711	Printer HW Purchase or Lease-Inventory	246.00
				4730	Printer Misc,Parts,Supplies,Consumable	213.00
August				3820	Desktop SW Purchase or License	364.41
				4711	Printer HW Purchase or Lease-Inventory	246.00

Report ID: TGB
Source: I/3 Finance
Budget FY: 2015

STATE OF IOWA
EXPENDITURES FOR OBJECT CLASSES 418 AND 510

Page: 65 of 194
Run Date: 09/23/2015
Run Time: 04:00:08 AM

Month	Department	Department Name	Object Class	Object	Object Name	Posting Am
September	297	Iowa Department on Aging	510	3820	Desktop SW Purchase or License	551.35
				4711	Printer HW Purchase or Lease-Inventory	246.00
				4730	Printer Misc,Parts,Supplies,Consumable	536.00
October				3820	Desktop SW Purchase or License	13,760.53
				4711	Printer HW Purchase or Lease-Inventory	246.00
				4730	Printer Misc,Parts,Supplies,Consumable	893.00
November				3820	Desktop SW Purchase or License	311.77
				4711	Printer HW Purchase or Lease-Inventory	246.00
				4730	Printer Misc,Parts,Supplies,Consumable	495.75
December				3820	Desktop SW Purchase or License	6,202.77
				4711	Printer HW Purchase or Lease-Inventory	246.00
January				4711	Printer HW Purchase or Lease-Inventory	246.00
				4730	Printer Misc,Parts,Supplies,Consumable	104.00
February				3810	Desktop HW Purchase or Lease-Non Inventory	1,779.72
				3820	Desktop SW Purchase or License	128.61
				4711	Printer HW Purchase or Lease-Inventory	246.00
				4730	Printer Misc,Parts,Supplies,Consumable	484.00
March				3810	Desktop HW Purchase or Lease-Non Inventory	261.02
				3820	Desktop SW Purchase or License	1,370.04
				4711	Printer HW Purchase or Lease-Inventory	246.00
				4730	Printer Misc,Parts,Supplies,Consumable	944.00
April				3820	Desktop SW Purchase or License	439.64
				4711	Printer HW Purchase or Lease-Inventory	246.00
				4730	Printer Misc,Parts,Supplies,Consumable	276.50
May				3820	Desktop SW Purchase or License	16,830.00

Report ID: TGB
Source: I/3 Finance
Budget FY: 2015

STATE OF IOWA
EXPENDITURES FOR OBJECT CLASSES 418 AND 510

Page: 66 of 194
Run Date: 09/23/2015
Run Time: 04:00:08 AM

Month	Department	Department Name	Object Class	Object	Object Name	Posting Am
May	297	Iowa Department on Aging	510	4711	Printer HW Purchase or Lease-Inventory	246.00
				4730	Printer Misc,Parts,Supplies,Consumable	34.00
June				3810	Desktop HW Purchase or Lease-Non Inventory	426.90
				4711	Printer HW Purchase or Lease-Inventory	246.00
				4730	Printer Misc,Parts,Supplies,Consumable	660.50
July (H/O)				3820	Desktop SW Purchase or License	48,277.89
				4730	Printer Misc,Parts,Supplies,Consumable	2,185.22
August (H/O)				3820	Desktop SW Purchase or License	681.10
September (H/O)				4730	Printer Misc,Parts,Supplies,Consumable	(0.50)
	297	Iowa Department on Aging	510		Sum:	101,163.22

Month	Department	Department Name	Object Class	Object	Object Name	Posting Am
August	309	Workforce Development	418	4181	IT Professional Services	864,663.44
September				4181	IT Professional Services	162,911.81
October				4181	IT Professional Services	133,878.77
November				4181	IT Professional Services	303,519.73
December				4181	IT Professional Services	135,833.61
January				4181	IT Professional Services	263,231.24
February				4181	IT Professional Services	143,571.77
March				4181	IT Professional Services	385,196.47
April				4181	IT Professional Services	34,791.34
May				4181	IT Professional Services	661,207.49
June				4181	IT Professional Services	929,947.69
July (H/O)				4181	IT Professional Services	(320,586.58)
August (H/O)				4181	IT Professional Services	24,739.07

Report ID: TGB
Source: I/3 Finance
Budget FY: 2015

STATE OF IOWA
EXPENDITURES FOR OBJECT CLASSES 418 AND 510

Page: 67 of 194
Run Date: 09/23/2015
Run Time: 04:00:08 AM

Month	Department	Department Name	Object Class	Object	Object Name	Posting Am
	309	Workforce Development	418			
Sum:						3,722,905.85

Month	Department	Department Name	Object Class	Object	Object Name	Posting Am
July	309	Workforce Development	510	3810	Desktop HW Purchase or Lease-Non Inventory	9,982.43
				3830	Desktop Misc,Parts,Supplies,Consumable	1,313.90
				3850	Desktop SW Maintenance,Consumable	291.50
				3920	Server SW Purchase or License	87,586.20
				3950	Server SW Maintenance,Consumable	2,695.00
				4010	Network HW Purchase or Lease-Non Inventory	395.00
August				3810	Desktop HW Purchase or Lease-Non Inventory	(2,509.57)
				3820	Desktop SW Purchase or License	3,558.00
				3830	Desktop Misc,Parts,Supplies,Consumable	418.98
				3840	Desktop HW Maintenance,Consumable	1,923.14
				3850	Desktop SW Maintenance,Consumable	3,609.48
				3920	Server SW Purchase or License	180,151.96
				3950	Server SW Maintenance,Consumable	945,673.58
				4010	Network HW Purchase or Lease-Non Inventory	1,547.45
				4020	Network SW Purchase or License	55,718.86
				4030	Network Misc,Parts,Supplies,Consumable	234.02
				4040	Network HW Maintenance,Consumable	60,303.53
				4050	Network SW Maintenance,Consumable	3,155.34
				4710	Printer HW Purchase or Lease-Non Inventory	3,156.33
				4730	Printer Misc,Parts,Supplies,Consumable	250.50
				4740	Printer HW Maintenance,Consumable	2,446.29
				4750	Printer SW Maintenance,Consumable	4,589.38

Report ID: TGB
Source: I/3 Finance
Budget FY: 2015

STATE OF IOWA
EXPENDITURES FOR OBJECT CLASSES 418 AND 510

Page: 68 of 194
Run Date: 09/23/2015
Run Time: 04:00:08 AM

Month	Department	Department Name	Object Class	Object	Object Name	Posting Am
September	309	Workforce Development	510	3810	Desktop HW Purchase or Lease-Non Inventory	5,550.86
				3830	Desktop Misc,Parts,Supplies,Consumable	8,235.00
				3840	Desktop HW Maintenance,Consumable	(237.60)
				3850	Desktop SW Maintenance,Consumable	16,418.05
				3920	Server SW Purchase or License	(7,987.91)
				3950	Server SW Maintenance,Consumable	35,288.18
				4030	Network Misc,Parts,Supplies,Consumable	122.10
				4710	Printer HW Purchase or Lease-Non Inventory	3,083.83
				4711	Printer HW Purchase or Lease-Inventory	10,451.00
				4740	Printer HW Maintenance,Consumable	414.40
October				3810	Desktop HW Purchase or Lease-Non Inventory	3,548.75
				3820	Desktop SW Purchase or License	103.33
				3830	Desktop Misc,Parts,Supplies,Consumable	2,781.62
				3840	Desktop HW Maintenance,Consumable	(237.60)
				3850	Desktop SW Maintenance,Consumable	6,291.00
				3940	Server HW Maintenance,Consumable	192,537.39
				3950	Server SW Maintenance,Consumable	182,559.00
				4040	Network HW Maintenance,Consumable	78,703.76
				4050	Network SW Maintenance,Consumable	1,615.50
				4710	Printer HW Purchase or Lease-Non Inventory	14,389.90
				4711	Printer HW Purchase or Lease-Inventory	26,704.00
				4730	Printer Misc,Parts,Supplies,Consumable	1,290.58
				4740	Printer HW Maintenance,Consumable	7,321.46
November				3810	Desktop HW Purchase or Lease-Non Inventory	(516.87)
				3830	Desktop Misc,Parts,Supplies,Consumable	629.24

Report ID: TGB
Source: I/3 Finance
Budget FY: 2015

STATE OF IOWA
EXPENDITURES FOR OBJECT CLASSES 418 AND 510

Page: 69 of 194
Run Date: 09/23/2015
Run Time: 04:00:08 AM

Month	Department	Department Name	Object Class	Object	Object Name	Posting Am
November	309	Workforce Development	510	3850	Desktop SW Maintenance,Consumable	9,868.00
				3920	Server SW Purchase or License	150,000.00
				3950	Server SW Maintenance,Consumable	17,100.00
				4030	Network Misc,Parts,Supplies,Consumable	93.20
				4050	Network SW Maintenance,Consumable	7,002.82
				4710	Printer HW Purchase or Lease-Non Inventory	2,023.25
				4711	Printer HW Purchase or Lease-Inventory	5,705.00
				4740	Printer HW Maintenance,Consumable	1,099.80
December				3810	Desktop HW Purchase or Lease-Non Inventory	6,344.58
				3830	Desktop Misc,Parts,Supplies,Consumable	3,294.84
				3840	Desktop HW Maintenance,Consumable	435.27
				3850	Desktop SW Maintenance,Consumable	(2,731.17)
				3920	Server SW Purchase or License	5,880.00
				3950	Server SW Maintenance,Consumable	37,973.68
				4010	Network HW Purchase or Lease-Non Inventory	1,305.62
				4020	Network SW Purchase or License	558.01
				4030	Network Misc,Parts,Supplies,Consumable	19.08
				4040	Network HW Maintenance,Consumable	1,780.52
				4710	Printer HW Purchase or Lease-Non Inventory	4,482.33
				4730	Printer Misc,Parts,Supplies,Consumable	501.83
				4740	Printer HW Maintenance,Consumable	558.40
January				3810	Desktop HW Purchase or Lease-Non Inventory	25,054.86
				3820	Desktop SW Purchase or License	286.84
				3830	Desktop Misc,Parts,Supplies,Consumable	6,413.63
				3840	Desktop HW Maintenance,Consumable	(105.60)

Report ID: TGB
Source: I/3 Finance
Budget FY: 2015

STATE OF IOWA
EXPENDITURES FOR OBJECT CLASSES 418 AND 510

Page: 70 of 194
Run Date: 09/23/2015
Run Time: 04:00:08 AM

Month	Department	Department Name	Object Class	Object	Object Name	Posting Am
January	309	Workforce Development	510	3850	Desktop SW Maintenance,Consumable	1,811.16
				3920	Server SW Purchase or License	2,499.00
				3950	Server SW Maintenance,Consumable	54,135.18
				4020	Network SW Purchase or License	(78.13)
				4030	Network Misc,Parts,Supplies,Consumable	390.00
				4710	Printer HW Purchase or Lease-Non Inventory	152.85
				4740	Printer HW Maintenance,Consumable	(45.07)
February				3810	Desktop HW Purchase or Lease-Non Inventory	19,464.75
				3830	Desktop Misc,Parts,Supplies,Consumable	12,590.70
				3840	Desktop HW Maintenance,Consumable	4,469.99
				3920	Server SW Purchase or License	1,960.00
				3950	Server SW Maintenance,Consumable	34,300.00
				4020	Network SW Purchase or License	10,110.88
				4710	Printer HW Purchase or Lease-Non Inventory	288.09
March				3810	Desktop HW Purchase or Lease-Non Inventory	55,306.91
				3820	Desktop SW Purchase or License	129.94
				3830	Desktop Misc,Parts,Supplies,Consumable	14,792.69
				3850	Desktop SW Maintenance,Consumable	1,249.00
				3920	Server SW Purchase or License	2,475.00
				3950	Server SW Maintenance,Consumable	6,633.00
				4010	Network HW Purchase or Lease-Non Inventory	2,730.00
				4710	Printer HW Purchase or Lease-Non Inventory	4,418.43
April				3810	Desktop HW Purchase or Lease-Non Inventory	10,313.04
				3820	Desktop SW Purchase or License	3,801.00
				3830	Desktop Misc,Parts,Supplies,Consumable	7,724.58

Report ID: TGB
Source: I/3 Finance
Budget FY: 2015

STATE OF IOWA
EXPENDITURES FOR OBJECT CLASSES 418 AND 510

Page: 71 of 194
Run Date: 09/23/2015
Run Time: 04:00:08 AM

Month	Department	Department Name	Object Class	Object	Object Name	Posting Am
April	309	Workforce Development	510	3850	Desktop SW Maintenance,Consumable	1,306.30
				3920	Server SW Purchase or License	119.00
				3950	Server SW Maintenance,Consumable	313,011.19
				4020	Network SW Purchase or License	4,032.35
May				3810	Desktop HW Purchase or Lease-Non Inventory	46,353.42
				3820	Desktop SW Purchase or License	149.47
				3830	Desktop Misc,Parts,Supplies,Consumable	9,776.89
				3850	Desktop SW Maintenance,Consumable	636.00
				3910	Server HW Purchase or Lease-Non Inventory	1,827.71
				3911	Server HW Purchase or Lease-Inventory	97,441.25
				3920	Server SW Purchase or License	272,300.69
				3940	Server HW Maintenance,Consumable	11,486.73
				3950	Server SW Maintenance,Consumable	220,083.95
				4010	Network HW Purchase or Lease-Non Inventory	652.81
				4030	Network Misc,Parts,Supplies,Consumable	265.50
				4710	Printer HW Purchase or Lease-Non Inventory	(10,617.02)
				4711	Printer HW Purchase or Lease-Inventory	11,217.00
June				3810	Desktop HW Purchase or Lease-Non Inventory	23,572.21
				3820	Desktop SW Purchase or License	4,241.90
				3830	Desktop Misc,Parts,Supplies,Consumable	24,157.74
				3850	Desktop SW Maintenance,Consumable	420.00
				3920	Server SW Purchase or License	113.97
				3950	Server SW Maintenance,Consumable	119,645.42
				4010	Network HW Purchase or Lease-Non Inventory	19,226.66
				4020	Network SW Purchase or License	2,534.00

Report ID: TGB
Source: I/3 Finance
Budget FY: 2015

STATE OF IOWA
EXPENDITURES FOR OBJECT CLASSES 418 AND 510

Page: 72 of 194
Run Date: 09/23/2015
Run Time: 04:00:08 AM

Month	Department	Department Name	Object Class	Object	Object Name	Posting Am
June	309	Workforce Development	510	4030	Network Misc,Parts,Supplies,Consumable	1,538.52
				4040	Network HW Maintenance,Consumable	42,497.53
				4050	Network SW Maintenance,Consumable	223.14
				4710	Printer HW Purchase or Lease-Non Inventory	1,379.88
				4730	Printer Misc,Parts,Supplies,Consumable	263.20
July (H/O)				3810	Desktop HW Purchase or Lease-Non Inventory	(24,876.25)
				3820	Desktop SW Purchase or License	(159.00)
				3830	Desktop Misc,Parts,Supplies,Consumable	(673.82)
				3840	Desktop HW Maintenance,Consumable	(327.97)
				3850	Desktop SW Maintenance,Consumable	27,478.47
				3920	Server SW Purchase or License	(75.98)
				3950	Server SW Maintenance,Consumable	(832,802.83)
				4010	Network HW Purchase or Lease-Non Inventory	1,853.10
				4020	Network SW Purchase or License	7,854.23
				4040	Network HW Maintenance,Consumable	(43,167.38)
				4710	Printer HW Purchase or Lease-Non Inventory	1,671.28
				4711	Printer HW Purchase or Lease-Inventory	8,630.00
				4740	Printer HW Maintenance,Consumable	(3,172.45)
				4750	Printer SW Maintenance,Consumable	(1,966.88)
August (H/O)				3810	Desktop HW Purchase or Lease-Non Inventory	(5,696.16)
				3820	Desktop SW Purchase or License	(780.02)
				3830	Desktop Misc,Parts,Supplies,Consumable	(4,923.45)
				4010	Network HW Purchase or Lease-Non Inventory	314.76
				4020	Network SW Purchase or License	(462.87)
				4030	Network Misc,Parts,Supplies,Consumable	(185.91)

Report ID: TGB
Source: I/3 Finance
Budget FY: 2015

STATE OF IOWA
EXPENDITURES FOR OBJECT CLASSES 418 AND 510

Page: 73 of 194
Run Date: 09/23/2015
Run Time: 04:00:08 AM

Month	Department	Department Name	Object Class	Object	Object Name	Posting Am
August (H/O)	309	Workforce Development	510	4050	Network SW Maintenance,Consumable	(223.14)
				4710	Printer HW Purchase or Lease-Non Inventory	(1,199.96)
September (H/O)				3911	Server HW Purchase or Lease-Inventory	112,031.14
				3920	Server SW Purchase or License	(112,031.14)
	309	Workforce Development	510		Sum:	2,839,083.23

Month	Department	Department Name	Object Class	Object	Object Name	Posting Am
July	336	Iowa Communications Network	510	3820	Desktop SW Purchase or License	20,749.32
				3950	Server SW Maintenance,Consumable	894.40
				4040	Network HW Maintenance,Consumable	50,440.00
				4050	Network SW Maintenance,Consumable	75,099.35
				4740	Printer HW Maintenance,Consumable	95.00
August				3850	Desktop SW Maintenance,Consumable	2,342.47
				3940	Server HW Maintenance,Consumable	10,609.80
				3950	Server SW Maintenance,Consumable	5,444.40
				4020	Network SW Purchase or License	103.26
				4040	Network HW Maintenance,Consumable	420,717.08
				4050	Network SW Maintenance,Consumable	157,033.64
September				3850	Desktop SW Maintenance,Consumable	417.80
				3950	Server SW Maintenance,Consumable	894.40
				4040	Network HW Maintenance,Consumable	234.00
				4050	Network SW Maintenance,Consumable	74,239.40
				4740	Printer HW Maintenance,Consumable	5,602.45
October				3810	Desktop HW Purchase or Lease-Non Inventory	930.00
				3820	Desktop SW Purchase or License	248.86

Report ID: TGB
Source: I/3 Finance
Budget FY: 2015

STATE OF IOWA
EXPENDITURES FOR OBJECT CLASSES 418 AND 510

Page: 74 of 194
Run Date: 09/23/2015
Run Time: 04:00:08 AM

Month	Department	Department Name	Object Class	Object	Object Name	Posting Am
October	336	Iowa Communications Network	510	3930	Server Misc,Parts,Supplies,Consumable	175.50
				3950	Server SW Maintenance,Consumable	894.40
				4040	Network HW Maintenance,Consumable	232,243.51
				4050	Network SW Maintenance,Consumable	19,571.99
				4710	Printer HW Purchase or Lease-Non Inventory	805.58
				4740	Printer HW Maintenance,Consumable	253.40
November				4020	Network SW Purchase or License	14,400.00
				4030	Network Misc,Parts,Supplies,Consumable	6,084.00
				4040	Network HW Maintenance,Consumable	(206.50)
				4050	Network SW Maintenance,Consumable	5,221.43
				4740	Printer HW Maintenance,Consumable	237.50
December				3950	Server SW Maintenance,Consumable	1,788.80
				4050	Network SW Maintenance,Consumable	286,891.38
January				3850	Desktop SW Maintenance,Consumable	932.00
				4040	Network HW Maintenance,Consumable	14,673.24
				4050	Network SW Maintenance,Consumable	3,118.14
February				3820	Desktop SW Purchase or License	66,909.00
				3950	Server SW Maintenance,Consumable	1,788.80
				4050	Network SW Maintenance,Consumable	203,319.73
				4740	Printer HW Maintenance,Consumable	570.00
March				3810	Desktop HW Purchase or Lease-Non Inventory	1,747.00
				3950	Server SW Maintenance,Consumable	894.40
				4020	Network SW Purchase or License	539.97
				4040	Network HW Maintenance,Consumable	48,789.00
				4050	Network SW Maintenance,Consumable	148,338.73

Report ID: TGB
Source: I/3 Finance
Budget FY: 2015

STATE OF IOWA
EXPENDITURES FOR OBJECT CLASSES 418 AND 510

Page: 75 of 194
Run Date: 09/23/2015
Run Time: 04:00:08 AM

Month	Department	Department Name	Object Class	Object	Object Name	Posting Am
April	336	Iowa Communications Network	510	3810	Desktop HW Purchase or Lease-Non Inventory	1,537.88
				3950	Server SW Maintenance,Consumable	894.40
				4040	Network HW Maintenance,Consumable	1,000.00
May				3810	Desktop HW Purchase or Lease-Non Inventory	159.40
				3811	Desktop HW Purchase or Lease-Inventory	18,180.16
				3820	Desktop SW Purchase or License	30,960.00
				3840	Desktop HW Maintenance,Consumable	196.80
				4020	Network SW Purchase or License	918.92
				4050	Network SW Maintenance,Consumable	288,646.26
				4710	Printer HW Purchase or Lease-Non Inventory	616.58
				4711	Printer HW Purchase or Lease-Inventory	5,348.84
				4740	Printer HW Maintenance,Consumable	527.20
June				3810	Desktop HW Purchase or Lease-Non Inventory	3,385.00
				3811	Desktop HW Purchase or Lease-Inventory	19,354.17
				3830	Desktop Misc,Parts,Supplies,Consumable	27.59
				3950	Server SW Maintenance,Consumable	930.18
				4040	Network HW Maintenance,Consumable	1,092.00
				4050	Network SW Maintenance,Consumable	561.00
July (H/O)				3950	Server SW Maintenance,Consumable	930.18
				4020	Network SW Purchase or License	22,820.00
				4040	Network HW Maintenance,Consumable	87,019.50
				4050	Network SW Maintenance,Consumable	7,671.78
August (H/O)				4040	Network HW Maintenance,Consumable	9,078.23
				4050	Network SW Maintenance,Consumable	3,129.29
September (H/O)				4050	Network SW Maintenance,Consumable	(95,067.35)

Report ID: TGB
Source: I/3 Finance
Budget FY: 2015

STATE OF IOWA
EXPENDITURES FOR OBJECT CLASSES 418 AND 510

Page: 76 of 194
Run Date: 09/23/2015
Run Time: 04:00:08 AM

Month	Department	Department Name	Object Class	Object	Object Name	Posting Am
	336	Iowa Communications Network	510			
Sum:						2,295,994.64

Month	Department	Department Name	Object Class	Object	Object Name	Posting Am
November	350	Governor	418	4181	IT Professional Services	14,090.76
April				4181	IT Professional Services	14,090.76
	350	Governor	418			
Sum:						28,181.52

Month	Department	Department Name	Object Class	Object	Object Name	Posting Am
January	350	Governor	510	3830	Desktop Misc,Parts,Supplies,Consumable	40.36
May				3810	Desktop HW Purchase or Lease-Non Inventory	707.62
	350	Governor	510			
Sum:						747.98

Month	Department	Department Name	Object Class	Object	Object Name	Posting Am
August	379	Human Rights, Dept Of	418	4181	IT Professional Services	25,000.00
September				4181	IT Professional Services	151,932.14
October				4181	IT Professional Services	70,101.23
November				4181	IT Professional Services	68,904.63
December				4181	IT Professional Services	1,425.00
January				4181	IT Professional Services	63,914.63
February				4181	IT Professional Services	164,734.26
March				4181	IT Professional Services	121,507.13
April				4181	IT Professional Services	67,104.63
May				4181	IT Professional Services	80,829.63
June				4181	IT Professional Services	66,429.63

Report ID: TGB
Source: I/3 Finance
Budget FY: 2015

STATE OF IOWA
EXPENDITURES FOR OBJECT CLASSES 418 AND 510

Page: 77 of 194
Run Date: 09/23/2015
Run Time: 04:00:08 AM

Month	Department	Department Name	Object Class	Object	Object Name	Posting Am
July (H/O)	379	Human Rights, Dept Of	418	4181	IT Professional Services	72,954.63
August (H/O)				4181	IT Professional Services	108,969.44
	379	Human Rights, Dept Of	418		Sum:	1,063,806.98

Month	Department	Department Name	Object Class	Object	Object Name	Posting Am
July	379	Human Rights, Dept Of	510	3810	Desktop HW Purchase or Lease-Non Inventory	654.61
				3820	Desktop SW Purchase or License	342.00
				3830	Desktop Misc,Parts,Supplies,Consumable	534.00
				4040	Network HW Maintenance,Consumable	300.00
August				3820	Desktop SW Purchase or License	345.16
				3830	Desktop Misc,Parts,Supplies,Consumable	373.00
				3850	Desktop SW Maintenance,Consumable	23,500.00
				3940	Server HW Maintenance,Consumable	103,985.12
				3950	Server SW Maintenance,Consumable	17,730.00
September				3810	Desktop HW Purchase or Lease-Non Inventory	2,024.84
				3820	Desktop SW Purchase or License	7.00
October				3810	Desktop HW Purchase or Lease-Non Inventory	707.50
				3820	Desktop SW Purchase or License	859.23
				3920	Server SW Purchase or License	227,919.00
				3950	Server SW Maintenance,Consumable	50,314.00
November				3940	Server HW Maintenance,Consumable	350.00
				3950	Server SW Maintenance,Consumable	1,208.06
				4020	Network SW Purchase or License	157.30
December				3820	Desktop SW Purchase or License	349.00
				3911	Server HW Purchase or Lease-Inventory	70,426.00

Report ID: TGB
Source: I/3 Finance
Budget FY: 2015

STATE OF IOWA
EXPENDITURES FOR OBJECT CLASSES 418 AND 510

Page: 78 of 194
Run Date: 09/23/2015
Run Time: 04:00:08 AM

Month	Department	Department Name	Object Class	Object	Object Name	Posting Am
December	379	Human Rights, Dept Of	510	3920	Server SW Purchase or License	72,612.95
				3940	Server HW Maintenance,Consumable	350.00
January				3810	Desktop HW Purchase or Lease-Non Inventory	2,390.13
				3820	Desktop SW Purchase or License	5,528.51
				3830	Desktop Misc,Parts,Supplies,Consumable	55.89
				3940	Server HW Maintenance,Consumable	350.00
				3950	Server SW Maintenance,Consumable	7,830.00
February				3820	Desktop SW Purchase or License	349.00
				3830	Desktop Misc,Parts,Supplies,Consumable	347.00
				3920	Server SW Purchase or License	41,944.59
				3940	Server HW Maintenance,Consumable	350.00
				3950	Server SW Maintenance,Consumable	1,244.31
March				3820	Desktop SW Purchase or License	349.00
				3940	Server HW Maintenance,Consumable	350.00
				3950	Server SW Maintenance,Consumable	2,861.80
April				3820	Desktop SW Purchase or License	349.00
				3940	Server HW Maintenance,Consumable	350.00
May				3820	Desktop SW Purchase or License	628.00
				3940	Server HW Maintenance,Consumable	350.00
				3950	Server SW Maintenance,Consumable	1,244.31
June				3820	Desktop SW Purchase or License	349.00
				3940	Server HW Maintenance,Consumable	350.00
July (H/O)				3820	Desktop SW Purchase or License	349.00
August (H/O)				3950	Server SW Maintenance,Consumable	1,244.31
				4020	Network SW Purchase or License	24,004.64

Report ID: TGB
Source: I/3 Finance
Budget FY: 2015

STATE OF IOWA
EXPENDITURES FOR OBJECT CLASSES 418 AND 510

Page: 79 of 194
Run Date: 09/23/2015
Run Time: 04:00:08 AM

Month	Department	Department Name	Object Class	Object	Object Name	Posting Am
	379	Human Rights, Dept Of	510			
Sum:						668,217.26

Month	Department	Department Name	Object Class	Object	Object Name	Posting Am
September	401	Human Services Administration	418	4181	IT Professional Services	5,569.38
				4184	IT Technical Consultants	1,554.00
October				4181	IT Professional Services	587.50
				4184	IT Technical Consultants	56,535.26
November				4181	IT Professional Services	133,396.81
				4184	IT Technical Consultants	58,518.75
December				4181	IT Professional Services	(121,028.61)
				4184	IT Technical Consultants	162,048.08
January				4181	IT Professional Services	3,707.88
				4184	IT Technical Consultants	121,365.71
February				4181	IT Professional Services	87.50
March				4181	IT Professional Services	2,798.40
				4184	IT Technical Consultants	125,054.68
April				4181	IT Professional Services	104,896.17
				4184	IT Technical Consultants	282,224.52
May				4181	IT Professional Services	(104,056.65)
				4184	IT Technical Consultants	113,269.38
July (H/O)				4184	IT Technical Consultants	106,303.32
August (H/O)				4181	IT Professional Services	1,609.08
				4184	IT Technical Consultants	195,005.62
	401	Human Services Administration	418			
Sum:						1,249,446.78

Report ID: TGB
Source: I/3 Finance
Budget FY: 2015

STATE OF IOWA
EXPENDITURES FOR OBJECT CLASSES 418 AND 510

Page: 80 of 194
Run Date: 09/23/2015
Run Time: 04:00:08 AM

Month	Department	Department Name	Object Class	Object	Object Name	Posting Am
July	401	Human Services Administration	510	3810	Desktop HW Purchase or Lease-Non Inventory	651.61
				3830	Desktop Misc,Parts,Supplies,Consumable	9.90
				3840	Desktop HW Maintenance,Consumable	105.00
				3850	Desktop SW Maintenance,Consumable	2,537.10
				3920	Server SW Purchase or License	5,755.74
				3940	Server HW Maintenance,Consumable	130,718.90
				3950	Server SW Maintenance,Consumable	678,959.69
				4040	Network HW Maintenance,Consumable	145,126.86
				4050	Network SW Maintenance,Consumable	84,977.50
August				3810	Desktop HW Purchase or Lease-Non Inventory	681.61
				3820	Desktop SW Purchase or License	61,499.98
				3830	Desktop Misc,Parts,Supplies,Consumable	952.69
				3840	Desktop HW Maintenance,Consumable	105.00
				3850	Desktop SW Maintenance,Consumable	142,947.72
				3920	Server SW Purchase or License	8,999.26
				3940	Server HW Maintenance,Consumable	97,020.71
				3950	Server SW Maintenance,Consumable	339,155.64
				4030	Network Misc,Parts,Supplies,Consumable	83.22
				4040	Network HW Maintenance,Consumable	47,611.06
				4730	Printer Misc,Parts,Supplies,Consumable	3,366.70
				4750	Printer SW Maintenance,Consumable	18,524.71
September				3810	Desktop HW Purchase or Lease-Non Inventory	13,193.71
				3820	Desktop SW Purchase or License	(135.98)
				3830	Desktop Misc,Parts,Supplies,Consumable	(52,684.29)
				3840	Desktop HW Maintenance,Consumable	340.20

Report ID: TGB
Source: I/3 Finance
Budget FY: 2015

STATE OF IOWA
EXPENDITURES FOR OBJECT CLASSES 418 AND 510

Page: 81 of 194
Run Date: 09/23/2015
Run Time: 04:00:08 AM

Month	Department	Department Name	Object Class	Object	Object Name	Posting Am
September	401	Human Services Administration	510	3850	Desktop SW Maintenance,Consumable	399.00
				3920	Server SW Purchase or License	2,549.91
				3930	Server Misc,Parts,Supplies,Consumable	3,102.12
				3940	Server HW Maintenance,Consumable	(210,147.87)
				3950	Server SW Maintenance,Consumable	(496,363.36)
				4030	Network Misc,Parts,Supplies,Consumable	1,654.06
				4040	Network HW Maintenance,Consumable	(154,792.26)
				4050	Network SW Maintenance,Consumable	(84,977.50)
				4730	Printer Misc,Parts,Supplies,Consumable	2,187.01
				4750	Printer SW Maintenance,Consumable	(16,581.47)
October				3810	Desktop HW Purchase or Lease-Non Inventory	1,793.22
				3820	Desktop SW Purchase or License	7,052.28
				3830	Desktop Misc,Parts,Supplies,Consumable	(5,246.42)
				3840	Desktop HW Maintenance,Consumable	210.00
				3850	Desktop SW Maintenance,Consumable	81.24
				3930	Server Misc,Parts,Supplies,Consumable	33.14
				3940	Server HW Maintenance,Consumable	301.07
				3950	Server SW Maintenance,Consumable	(125,794.96)
				4011	Network HW Purchase or Lease-Inventory	1,753.82
				4030	Network Misc,Parts,Supplies,Consumable	54.30
				4040	Network HW Maintenance,Consumable	184.81
				4710	Printer HW Purchase or Lease-Non Inventory	573.08
				4730	Printer Misc,Parts,Supplies,Consumable	4,423.51
				4740	Printer HW Maintenance,Consumable	94.40
November				3830	Desktop Misc,Parts,Supplies,Consumable	1,610.06

Report ID: TGB
Source: I/3 Finance
Budget FY: 2015

STATE OF IOWA
EXPENDITURES FOR OBJECT CLASSES 418 AND 510

Page: 82 of 194
Run Date: 09/23/2015
Run Time: 04:00:08 AM

Month	Department	Department Name	Object Class	Object	Object Name	Posting Am
November	401	Human Services Administration	510	3920	Server SW Purchase or License	1,166.20
				3930	Server Misc,Parts,Supplies,Consumable	2,807.05
				3950	Server SW Maintenance,Consumable	36,870.44
				4030	Network Misc,Parts,Supplies,Consumable	8.73
				4730	Printer Misc,Parts,Supplies,Consumable	1,817.07
December				3820	Desktop SW Purchase or License	678.30
				3830	Desktop Misc,Parts,Supplies,Consumable	696.34
				3920	Server SW Purchase or License	10,537.51
				3930	Server Misc,Parts,Supplies,Consumable	111.19
				3950	Server SW Maintenance,Consumable	(29,868.40)
				4030	Network Misc,Parts,Supplies,Consumable	132.73
				4710	Printer HW Purchase or Lease-Non Inventory	257.79
				4730	Printer Misc,Parts,Supplies,Consumable	4,783.03
				4740	Printer HW Maintenance,Consumable	304.50
January				3810	Desktop HW Purchase or Lease-Non Inventory	(852.51)
				3820	Desktop SW Purchase or License	119.00
				3830	Desktop Misc,Parts,Supplies,Consumable	1,657.20
				3930	Server Misc,Parts,Supplies,Consumable	3,101.35
				3940	Server HW Maintenance,Consumable	16,294.78
				3950	Server SW Maintenance,Consumable	64,652.46
				4030	Network Misc,Parts,Supplies,Consumable	260.97
				4710	Printer HW Purchase or Lease-Non Inventory	2,987.52
				4730	Printer Misc,Parts,Supplies,Consumable	2,900.73
				4740	Printer HW Maintenance,Consumable	722.99
February				3830	Desktop Misc,Parts,Supplies,Consumable	97.90

Report ID: TGB
Source: I/3 Finance
Budget FY: 2015

STATE OF IOWA
EXPENDITURES FOR OBJECT CLASSES 418 AND 510

Page: 83 of 194
Run Date: 09/23/2015
Run Time: 04:00:08 AM

Month	Department	Department Name	Object Class	Object	Object Name	Posting Am
February	401	Human Services Administration	510	3840	Desktop HW Maintenance,Consumable	41.59
				3850	Desktop SW Maintenance,Consumable	3,422.88
				3920	Server SW Purchase or License	5,580.00
				3930	Server Misc,Parts,Supplies,Consumable	166.50
				3940	Server HW Maintenance,Consumable	(6,810.57)
				3950	Server SW Maintenance,Consumable	(21,944.34)
				4030	Network Misc,Parts,Supplies,Consumable	1,215.90
				4730	Printer Misc,Parts,Supplies,Consumable	4,245.62
March				3820	Desktop SW Purchase or License	5,227.30
				3830	Desktop Misc,Parts,Supplies,Consumable	1,258.82
				3911	Server HW Purchase or Lease-Inventory	128,064.30
				3920	Server SW Purchase or License	(4,015.64)
				3930	Server Misc,Parts,Supplies,Consumable	183.45
				3940	Server HW Maintenance,Consumable	21,135.55
				3950	Server SW Maintenance,Consumable	3,127.48
				4030	Network Misc,Parts,Supplies,Consumable	(770.85)
				4710	Printer HW Purchase or Lease-Non Inventory	1,456.00
				4711	Printer HW Purchase or Lease-Inventory	8,010.00
				4730	Printer Misc,Parts,Supplies,Consumable	5,436.08
April				3820	Desktop SW Purchase or License	209.97
				3830	Desktop Misc,Parts,Supplies,Consumable	79.80
				3911	Server HW Purchase or Lease-Inventory	19,953.60
				3920	Server SW Purchase or License	37,566.40
				3930	Server Misc,Parts,Supplies,Consumable	655.99
				4011	Network HW Purchase or Lease-Inventory	45,293.38

Report ID: TGB
Source: I/3 Finance
Budget FY: 2015

STATE OF IOWA
EXPENDITURES FOR OBJECT CLASSES 418 AND 510

Page: 84 of 194
Run Date: 09/23/2015
Run Time: 04:00:08 AM

Month	Department	Department Name	Object Class	Object	Object Name	Posting Am
April	401	Human Services Administration	510	4030	Network Misc,Parts,Supplies,Consumable	(67.01)
				4730	Printer Misc,Parts,Supplies,Consumable	2,993.00
May				3810	Desktop HW Purchase or Lease-Non Inventory	11,747.27
				3820	Desktop SW Purchase or License	81.00
				3830	Desktop Misc,Parts,Supplies,Consumable	4,086.35
				3840	Desktop HW Maintenance,Consumable	406.00
				3911	Server HW Purchase or Lease-Inventory	(114,630.37)
				3920	Server SW Purchase or License	(24,280.36)
				3930	Server Misc,Parts,Supplies,Consumable	3,748.51
				3940	Server HW Maintenance,Consumable	(17,602.70)
				3950	Server SW Maintenance,Consumable	1,152,031.64
				4011	Network HW Purchase or Lease-Inventory	(33,095.88)
				4030	Network Misc,Parts,Supplies,Consumable	560.27
				4040	Network HW Maintenance,Consumable	1,731.25
				4710	Printer HW Purchase or Lease-Non Inventory	1,704.32
				4730	Printer Misc,Parts,Supplies,Consumable	3,982.88
				4740	Printer HW Maintenance,Consumable	406.40
June				3810	Desktop HW Purchase or Lease-Non Inventory	44,311.19
				3820	Desktop SW Purchase or License	727.92
				3830	Desktop Misc,Parts,Supplies,Consumable	2,667.00
				3840	Desktop HW Maintenance,Consumable	3,045.00
				3920	Server SW Purchase or License	5,755.74
				3940	Server HW Maintenance,Consumable	1,097.58
				3950	Server SW Maintenance,Consumable	19,357.90
				4030	Network Misc,Parts,Supplies,Consumable	112.24

Report ID: TGB
Source: I/3 Finance
Budget FY: 2015

STATE OF IOWA
EXPENDITURES FOR OBJECT CLASSES 418 AND 510

Page: 85 of 194
Run Date: 09/23/2015
Run Time: 04:00:08 AM

Month	Department	Department Name	Object Class	Object	Object Name	Posting Am
June	401	Human Services Administration	510	4710	Printer HW Purchase or Lease-Non Inventory	1,282.38
				4730	Printer Misc,Parts,Supplies,Consumable	6,316.96
				4740	Printer HW Maintenance,Consumable	288.20
July (H/O)				3830	Desktop Misc,Parts,Supplies,Consumable	3,173.78
				3920	Server SW Purchase or License	(5,755.74)
				3930	Server Misc,Parts,Supplies,Consumable	321.98
				3940	Server HW Maintenance,Consumable	1,097.58
				4030	Network Misc,Parts,Supplies,Consumable	10,109.99
				4710	Printer HW Purchase or Lease-Non Inventory	286.54
				4730	Printer Misc,Parts,Supplies,Consumable	2,157.05
				4740	Printer HW Maintenance,Consumable	47.20
August (H/O)				3810	Desktop HW Purchase or Lease-Non Inventory	651.61
				3820	Desktop SW Purchase or License	(5,034.00)
				3840	Desktop HW Maintenance,Consumable	105.00
				3850	Desktop SW Maintenance,Consumable	(3,422.88)
				3920	Server SW Purchase or License	3,851.24
				3930	Server Misc,Parts,Supplies,Consumable	288.75
				3940	Server HW Maintenance,Consumable	(8,165.26)
				3950	Server SW Maintenance,Consumable	(1,367,871.74)
				4030	Network Misc,Parts,Supplies,Consumable	(9,150.24)
				4730	Printer Misc,Parts,Supplies,Consumable	827.67
	401	Human Services Administration	510		Sum:	747,974.72

Month	Department	Department Name	Object Class	Object	Object Name	Posting Am
September	402	Human Services Community Serv	418	4181	IT Professional Services	12,312.96

Report ID: TGB
Source: I/3 Finance
Budget FY: 2015

STATE OF IOWA
EXPENDITURES FOR OBJECT CLASSES 418 AND 510

Page: 86 of 194
Run Date: 09/23/2015
Run Time: 04:00:08 AM

Month	Department	Department Name	Object Class	Object	Object Name	Posting Am
September	402	Human Services Community Serv	418	4184	IT Technical Consultants	9,200.13
October				4184	IT Technical Consultants	49,363.52
November				4181	IT Professional Services	11,753.28
				4184	IT Technical Consultants	51,764.88
December				4181	IT Professional Services	11,753.28
				4184	IT Technical Consultants	133,632.87
January				4181	IT Professional Services	12,872.64
				4184	IT Technical Consultants	87,508.62
March				4181	IT Professional Services	21,967.44
				4184	IT Technical Consultants	101,443.23
April				4181	IT Professional Services	22,247.28
				4184	IT Technical Consultants	362,119.99
May				4181	IT Professional Services	12,312.96
				4184	IT Technical Consultants	122,460.32
July (H/O)				4181	IT Professional Services	23,506.56
				4184	IT Technical Consultants	125,577.08
August (H/O)				4181	IT Professional Services	12,312.96
				4184	IT Technical Consultants	246,448.95
	402	Human Services Community Serv	418		Sum:	1,430,558.95

Month	Department	Department Name	Object Class	Object	Object Name	Posting Am
July	402	Human Services Community Serv	510	3850	Desktop SW Maintenance,Consumable	1,373,002.12
				3920	Server SW Purchase or License	105,713.84
				3950	Server SW Maintenance,Consumable	166,678.17
				4710	Printer HW Purchase or Lease-Non Inventory	1,149.04

Report ID: TGB
Source: I/3 Finance
Budget FY: 2015

STATE OF IOWA
EXPENDITURES FOR OBJECT CLASSES 418 AND 510

Page: 87 of 194
Run Date: 09/23/2015
Run Time: 04:00:08 AM

Month	Department	Department Name	Object Class	Object	Object Name	Posting Am
July	402	Human Services Community Serv	510	4730	Printer Misc,Parts,Supplies,Consumable	2,047.50
August				3810	Desktop HW Purchase or Lease-Non Inventory	490.00
				3820	Desktop SW Purchase or License	1,806.92
				3830	Desktop Misc,Parts,Supplies,Consumable	325.10
				3850	Desktop SW Maintenance,Consumable	(495,773.09)
				3920	Server SW Purchase or License	(31,638.94)
				3950	Server SW Maintenance,Consumable	(66,327.86)
				4030	Network Misc,Parts,Supplies,Consumable	132.38
				4710	Printer HW Purchase or Lease-Non Inventory	1,149.04
				4730	Printer Misc,Parts,Supplies,Consumable	5,356.24
				4740	Printer HW Maintenance,Consumable	422.40
September				3830	Desktop Misc,Parts,Supplies,Consumable	38,485.08
				3930	Server Misc,Parts,Supplies,Consumable	199.45
				3940	Server HW Maintenance,Consumable	138,610.26
				3950	Server SW Maintenance,Consumable	493,217.49
				4030	Network Misc,Parts,Supplies,Consumable	447.91
				4040	Network HW Maintenance,Consumable	78,831.20
				4050	Network SW Maintenance,Consumable	40,597.88
				4710	Printer HW Purchase or Lease-Non Inventory	3,983.36
				4730	Printer Misc,Parts,Supplies,Consumable	4,909.65
				4740	Printer HW Maintenance,Consumable	964.00
				4750	Printer SW Maintenance,Consumable	11,692.80
October				3810	Desktop HW Purchase or Lease-Non Inventory	2,283.22
				3820	Desktop SW Purchase or License	39,030.39
				3830	Desktop Misc,Parts,Supplies,Consumable	(38,083.70)

Report ID: TGB
Source: I/3 Finance
Budget FY: 2015

STATE OF IOWA
EXPENDITURES FOR OBJECT CLASSES 418 AND 510

Page: 88 of 194
Run Date: 09/23/2015
Run Time: 04:00:08 AM

Month	Department	Department Name	Object Class	Object	Object Name	Posting Am
October	402	Human Services Community Serv	510	3840	Desktop HW Maintenance,Consumable	210.00
				3850	Desktop SW Maintenance,Consumable	62.80
				3930	Server Misc,Parts,Supplies,Consumable	199.45
				3940	Server HW Maintenance,Consumable	1,811.62
				3950	Server SW Maintenance,Consumable	114,634.46
				4011	Network HW Purchase or Lease-Inventory	10,552.98
				4040	Network HW Maintenance,Consumable	1,111.98
				4730	Printer Misc,Parts,Supplies,Consumable	2,137.87
November				3820	Desktop SW Purchase or License	339.15
				3830	Desktop Misc,Parts,Supplies,Consumable	114,867.77
				3930	Server Misc,Parts,Supplies,Consumable	199.45
				3950	Server SW Maintenance,Consumable	87,656.77
				4030	Network Misc,Parts,Supplies,Consumable	52.53
				4710	Printer HW Purchase or Lease-Non Inventory	190.99
				4730	Printer Misc,Parts,Supplies,Consumable	3,172.45
December				3810	Desktop HW Purchase or Lease-Non Inventory	490.00
				3820	Desktop SW Purchase or License	116.66
				3830	Desktop Misc,Parts,Supplies,Consumable	318.45
				3850	Desktop SW Maintenance,Consumable	9.67
				3930	Server Misc,Parts,Supplies,Consumable	199.45
				3940	Server HW Maintenance,Consumable	271.00
				3950	Server SW Maintenance,Consumable	38,864.22
				4010	Network HW Purchase or Lease-Non Inventory	910.29
				4030	Network Misc,Parts,Supplies,Consumable	52.53
				4710	Printer HW Purchase or Lease-Non Inventory	169,868.20

Report ID: TGB
Source: I/3 Finance
Budget FY: 2015

STATE OF IOWA
EXPENDITURES FOR OBJECT CLASSES 418 AND 510

Page: 89 of 194
Run Date: 09/23/2015
Run Time: 04:00:08 AM

Month	Department	Department Name	Object Class	Object	Object Name	Posting Am
December	402	Human Services Community Serv	510	4711	Printer HW Purchase or Lease-Inventory	6,481.00
				4730	Printer Misc,Parts,Supplies,Consumable	70,535.31
				4740	Printer HW Maintenance,Consumable	41,351.37
January				3810	Desktop HW Purchase or Lease-Non Inventory	651.61
				3820	Desktop SW Purchase or License	986.26
				3830	Desktop Misc,Parts,Supplies,Consumable	125,154.90
				3840	Desktop HW Maintenance,Consumable	105.00
				3850	Desktop SW Maintenance,Consumable	113.92
				3930	Server Misc,Parts,Supplies,Consumable	99.72
				3950	Server SW Maintenance,Consumable	(44,370.13)
				4030	Network Misc,Parts,Supplies,Consumable	52.53
				4710	Printer HW Purchase or Lease-Non Inventory	1,188.83
				4730	Printer Misc,Parts,Supplies,Consumable	4,502.20
				4740	Printer HW Maintenance,Consumable	241.00
February				3820	Desktop SW Purchase or License	678.30
				3830	Desktop Misc,Parts,Supplies,Consumable	256.99
				3840	Desktop HW Maintenance,Consumable	15.37
				3950	Server SW Maintenance,Consumable	16,048.05
				4020	Network SW Purchase or License	2,195.60
				4710	Printer HW Purchase or Lease-Non Inventory	573.08
				4730	Printer Misc,Parts,Supplies,Consumable	2,651.49
				4740	Printer HW Maintenance,Consumable	94.40
March				3830	Desktop Misc,Parts,Supplies,Consumable	106.00
				3920	Server SW Purchase or License	3,522.10
				3930	Server Misc,Parts,Supplies,Consumable	105.10

Report ID: TGB
Source: I/3 Finance
Budget FY: 2015

STATE OF IOWA
EXPENDITURES FOR OBJECT CLASSES 418 AND 510

Page: 90 of 194
Run Date: 09/23/2015
Run Time: 04:00:08 AM

Month	Department	Department Name	Object Class	Object	Object Name	Posting Am
March	402	Human Services Community Serv	510	3940	Server HW Maintenance,Consumable	839.75
				3950	Server SW Maintenance,Consumable	173.12
				4020	Network SW Purchase or License	169.00
				4030	Network Misc,Parts,Supplies,Consumable	1,015.28
				4711	Printer HW Purchase or Lease-Inventory	24,088.00
				4730	Printer Misc,Parts,Supplies,Consumable	4,877.78
April				3820	Desktop SW Purchase or License	364.41
				3830	Desktop Misc,Parts,Supplies,Consumable	2,988.14
				3910	Server HW Purchase or Lease-Non Inventory	4,737.61
				3911	Server HW Purchase or Lease-Inventory	15,037.08
				3940	Server HW Maintenance,Consumable	10,736.33
				3950	Server SW Maintenance,Consumable	518,175.00
				4030	Network Misc,Parts,Supplies,Consumable	47.25
				4711	Printer HW Purchase or Lease-Inventory	38,664.00
				4730	Printer Misc,Parts,Supplies,Consumable	8,981.22
May				3810	Desktop HW Purchase or Lease-Non Inventory	83,300.00
				3820	Desktop SW Purchase or License	4,050.00
				3830	Desktop Misc,Parts,Supplies,Consumable	4,755.06
				3911	Server HW Purchase or Lease-Inventory	80,834.19
				3920	Server SW Purchase or License	23,711.91
				3930	Server Misc,Parts,Supplies,Consumable	2,885.21
				3940	Server HW Maintenance,Consumable	12,412.94
				3950	Server SW Maintenance,Consumable	684.50
				4011	Network HW Purchase or Lease-Inventory	73,394.47
				4030	Network Misc,Parts,Supplies,Consumable	2,218.95

Report ID: TGB
Source: I/3 Finance
Budget FY: 2015

STATE OF IOWA
EXPENDITURES FOR OBJECT CLASSES 418 AND 510

Page: 91 of 194
Run Date: 09/23/2015
Run Time: 04:00:08 AM

Month	Department	Department Name	Object Class	Object	Object Name	Posting Am
May	402	Human Services Community Serv	510	4040	Network HW Maintenance,Consumable	10,417.33
				4050	Network SW Maintenance,Consumable	9,214.40
				4730	Printer Misc,Parts,Supplies,Consumable	1,557.66
June				3810	Desktop HW Purchase or Lease-Non Inventory	195,238.28
				3820	Desktop SW Purchase or License	224.10
				3830	Desktop Misc,Parts,Supplies,Consumable	8,795.97
				3840	Desktop HW Maintenance,Consumable	31,405.00
				3850	Desktop SW Maintenance,Consumable	24,099.09
				3950	Server SW Maintenance,Consumable	9,527.47
				4010	Network HW Purchase or Lease-Non Inventory	1,815.40
				4030	Network Misc,Parts,Supplies,Consumable	5,183.00
				4040	Network HW Maintenance,Consumable	336.60
				4050	Network SW Maintenance,Consumable	9.00
				4730	Printer Misc,Parts,Supplies,Consumable	8,604.31
July (H/O)				3810	Desktop HW Purchase or Lease-Non Inventory	651.61
				3820	Desktop SW Purchase or License	21,559.30
				3830	Desktop Misc,Parts,Supplies,Consumable	22,362.15
				3840	Desktop HW Maintenance,Consumable	105.00
				3850	Desktop SW Maintenance,Consumable	(21,649.09)
				3940	Server HW Maintenance,Consumable	(10,736.33)
				3950	Server SW Maintenance,Consumable	(8,316.67)
				4010	Network HW Purchase or Lease-Non Inventory	3,429.30
				4030	Network Misc,Parts,Supplies,Consumable	431.40
				4040	Network HW Maintenance,Consumable	191.70
				4050	Network SW Maintenance,Consumable	(9,214.40)

Report ID: TGB
Source: I/3 Finance
Budget FY: 2015

STATE OF IOWA
EXPENDITURES FOR OBJECT CLASSES 418 AND 510

Page: 92 of 194
Run Date: 09/23/2015
Run Time: 04:00:08 AM

Month	Department	Department Name	Object Class	Object	Object Name	Posting Am
July (H/O)	402	Human Services Community Serv	510	4730	Printer Misc,Parts,Supplies,Consumable	1,885.59
August (H/O)				3810	Desktop HW Purchase or Lease-Non Inventory	67,860.12
				3830	Desktop Misc,Parts,Supplies,Consumable	910.80
				3840	Desktop HW Maintenance,Consumable	9,660.00
				3850	Desktop SW Maintenance,Consumable	18.68
				3920	Server SW Purchase or License	38,220.11
				3930	Server Misc,Parts,Supplies,Consumable	3,674.84
				3950	Server SW Maintenance,Consumable	(514,707.20)
				4010	Network HW Purchase or Lease-Non Inventory	11,043.20
				4030	Network Misc,Parts,Supplies,Consumable	5,299.55
				4040	Network HW Maintenance,Consumable	2,044.80
				4730	Printer Misc,Parts,Supplies,Consumable	33.99
	402	Human Services Community Serv	510		Sum:	3,511,669.85

Month	Department	Department Name	Object Class	Object	Object Name	Posting Am
September	404	DHS Juv. Home Toledo	510	4040	Network HW Maintenance,Consumable	2,155.11
				4050	Network SW Maintenance,Consumable	2,263.75
	404	DHS Juv. Home Toledo	510		Sum:	4,418.86

Month	Department	Department Name	Object Class	Object	Object Name	Posting Am
August	405	DHS Trng School Eldora	510	3820	Desktop SW Purchase or License	5,638.00
				3850	Desktop SW Maintenance,Consumable	42,210.61
				3920	Server SW Purchase or License	2,693.77
				3950	Server SW Maintenance,Consumable	5,650.38

Report ID: TGB
Source: I/3 Finance
Budget FY: 2015

STATE OF IOWA
EXPENDITURES FOR OBJECT CLASSES 418 AND 510

Page: 93 of 194
Run Date: 09/23/2015
Run Time: 04:00:08 AM

Month	Department	Department Name	Object Class	Object	Object Name	Posting Am
September	405	DHS Trng School Eldora	510	3820	Desktop SW Purchase or License	1,745.00
				3830	Desktop Misc,Parts,Supplies,Consumable	1,912.26
				3930	Server Misc,Parts,Supplies,Consumable	9.92
				3940	Server HW Maintenance,Consumable	9,037.33
				3950	Server SW Maintenance,Consumable	7,156.72
				4030	Network Misc,Parts,Supplies,Consumable	7.84
				4040	Network HW Maintenance,Consumable	12,309.14
				4050	Network SW Maintenance,Consumable	2,308.65
				4750	Printer SW Maintenance,Consumable	581.68
October				3820	Desktop SW Purchase or License	8,894.26
				3830	Desktop Misc,Parts,Supplies,Consumable	(1,912.26)
				3930	Server Misc,Parts,Supplies,Consumable	9.92
				3940	Server HW Maintenance,Consumable	90.12
				3950	Server SW Maintenance,Consumable	5,672.31
				4011	Network HW Purchase or Lease-Inventory	524.97
				4040	Network HW Maintenance,Consumable	55.31
November				3820	Desktop SW Purchase or License	8,156.00
				3930	Server Misc,Parts,Supplies,Consumable	9.92
				4030	Network Misc,Parts,Supplies,Consumable	2.61
December				3930	Server Misc,Parts,Supplies,Consumable	9.92
				3950	Server SW Maintenance,Consumable	1,731.81
				4030	Network Misc,Parts,Supplies,Consumable	2.61
January				3930	Server Misc,Parts,Supplies,Consumable	4.96
				3950	Server SW Maintenance,Consumable	(2,268.00)
				4030	Network Misc,Parts,Supplies,Consumable	2.61

Report ID: TGB
Source: I/3 Finance
Budget FY: 2015

STATE OF IOWA
EXPENDITURES FOR OBJECT CLASSES 418 AND 510

Page: 94 of 194
Run Date: 09/23/2015
Run Time: 04:00:08 AM

Month	Department	Department Name	Object Class	Object	Object Name	Posting Am
February	405	DHS Trng School Eldora	510	3820	Desktop SW Purchase or License	1,101.43
				3950	Server SW Maintenance,Consumable	769.81
March				3820	Desktop SW Purchase or License	1,417.50
				3920	Server SW Purchase or License	175.21
				3930	Server Misc,Parts,Supplies,Consumable	5.23
				3940	Server HW Maintenance,Consumable	41.77
				3950	Server SW Maintenance,Consumable	8.61
				4030	Network Misc,Parts,Supplies,Consumable	50.52
April				3820	Desktop SW Purchase or License	1,115.00
				4030	Network Misc,Parts,Supplies,Consumable	2.35
May				3911	Server HW Purchase or Lease-Inventory	4,021.22
				3920	Server SW Purchase or License	1,179.58
				3930	Server Misc,Parts,Supplies,Consumable	143.53
				3940	Server HW Maintenance,Consumable	617.50
				4011	Network HW Purchase or Lease-Inventory	3,651.12
				4030	Network Misc,Parts,Supplies,Consumable	110.38
				4040	Network HW Maintenance,Consumable	518.23
June				3950	Server SW Maintenance,Consumable	34.46
July (H/O)				3810	Desktop HW Purchase or Lease-Non Inventory	4,032.52
				3820	Desktop SW Purchase or License	995.00
				3830	Desktop Misc,Parts,Supplies,Consumable	172.00
August (H/O)				3920	Server SW Purchase or License	1,152.80
				3930	Server Misc,Parts,Supplies,Consumable	182.82
				3950	Server SW Maintenance,Consumable	34.46
				4030	Network Misc,Parts,Supplies,Consumable	263.64

Report ID: TGB
Source: I/3 Finance
Budget FY: 2015

STATE OF IOWA
EXPENDITURES FOR OBJECT CLASSES 418 AND 510

Page: 95 of 194
Run Date: 09/23/2015
Run Time: 04:00:08 AM

Month	Department	Department Name	Object Class	Object	Object Name	Posting Am
	405	DHS Trng School Eldora	510			
					Sum:	134,045.06

Month	Department	Department Name	Object Class	Object	Object Name	Posting Am
August	406	Civil Commitment Unit for Sexual Offenders	510	3850	Desktop SW Maintenance,Consumable	3,091.86
				3920	Server SW Purchase or License	197.32
				3950	Server SW Maintenance,Consumable	413.89
September				3830	Desktop Misc,Parts,Supplies,Consumable	140.07
				3930	Server Misc,Parts,Supplies,Consumable	0.73
				3940	Server HW Maintenance,Consumable	661.52
				3950	Server SW Maintenance,Consumable	524.08
				4030	Network Misc,Parts,Supplies,Consumable	0.57
				4040	Network HW Maintenance,Consumable	109.51
				4750	Printer SW Maintenance,Consumable	42.61
October				3820	Desktop SW Purchase or License	140.07
				3830	Desktop Misc,Parts,Supplies,Consumable	(140.07)
				3930	Server Misc,Parts,Supplies,Consumable	0.73
				3940	Server HW Maintenance,Consumable	6.60
				3950	Server SW Maintenance,Consumable	415.48
				4011	Network HW Purchase or Lease-Inventory	38.45
				4040	Network HW Maintenance,Consumable	4.05
November				3930	Server Misc,Parts,Supplies,Consumable	0.73
				4030	Network Misc,Parts,Supplies,Consumable	0.19
December				3930	Server Misc,Parts,Supplies,Consumable	0.73
				3950	Server SW Maintenance,Consumable	126.85
				4030	Network Misc,Parts,Supplies,Consumable	0.19

Report ID: TGB
Source: I/3 Finance
Budget FY: 2015

STATE OF IOWA
EXPENDITURES FOR OBJECT CLASSES 418 AND 510

Page: 96 of 194
Run Date: 09/23/2015
Run Time: 04:00:08 AM

Month	Department	Department Name	Object Class	Object	Object Name	Posting Am
January	406	Civil Commitment Unit for Sexual Offenders	510	3930	Server Misc,Parts,Supplies,Consumable	0.36
				3950	Server SW Maintenance,Consumable	(166.13)
				4030	Network Misc,Parts,Supplies,Consumable	0.19
February				3950	Server SW Maintenance,Consumable	56.39
March				3920	Server SW Purchase or License	12.83
				3930	Server Misc,Parts,Supplies,Consumable	0.38
				3940	Server HW Maintenance,Consumable	3.06
				3950	Server SW Maintenance,Consumable	0.63
				4030	Network Misc,Parts,Supplies,Consumable	3.69
April				4030	Network Misc,Parts,Supplies,Consumable	0.17
May				3910	Server HW Purchase or Lease-Non Inventory	3,313.81
				3911	Server HW Purchase or Lease-Inventory	294.55
				3920	Server SW Purchase or License	86.40
				3930	Server Misc,Parts,Supplies,Consumable	10.51
				3940	Server HW Maintenance,Consumable	45.23
				4011	Network HW Purchase or Lease-Inventory	267.44
				4030	Network Misc,Parts,Supplies,Consumable	8.09
				4040	Network HW Maintenance,Consumable	37.96
June				3950	Server SW Maintenance,Consumable	2.52
August (H/O)				3920	Server SW Purchase or License	84.45
				3930	Server Misc,Parts,Supplies,Consumable	13.39
				3950	Server SW Maintenance,Consumable	2.52
				4030	Network Misc,Parts,Supplies,Consumable	19.31
	406	Civil Commitment Unit for Sexual Offende	510		Sum:	9,873.91

Report ID: TGB
Source: I/3 Finance
Budget FY: 2015

STATE OF IOWA
EXPENDITURES FOR OBJECT CLASSES 418 AND 510

Page: 97 of 194
Run Date: 09/23/2015
Run Time: 04:00:08 AM

Month	Department	Department Name	Object Class	Object	Object Name	Posting Am
July	407	Human Services Cherokee	510	4710	Printer HW Purchase or Lease-Non Inventory	669.88
August				3830	Desktop Misc,Parts,Supplies,Consumable	1,025.00
				3850	Desktop SW Maintenance,Consumable	34,413.74
				3920	Server SW Purchase or License	2,196.20
				3950	Server SW Maintenance,Consumable	6,525.17
September				3830	Desktop Misc,Parts,Supplies,Consumable	1,559.04
				3930	Server Misc,Parts,Supplies,Consumable	8.09
				3940	Server HW Maintenance,Consumable	7,366.54
				3950	Server SW Maintenance,Consumable	5,834.37
				4030	Network Misc,Parts,Supplies,Consumable	6.39
				4040	Network HW Maintenance,Consumable	1,540.59
				4750	Printer SW Maintenance,Consumable	474.23
October				3820	Desktop SW Purchase or License	1,559.04
				3830	Desktop Misc,Parts,Supplies,Consumable	(1,559.04)
				3930	Server Misc,Parts,Supplies,Consumable	8.09
				3940	Server HW Maintenance,Consumable	73.48
				3950	Server SW Maintenance,Consumable	4,624.55
				4011	Network HW Purchase or Lease-Inventory	428.00
				4040	Network HW Maintenance,Consumable	45.10
November				3930	Server Misc,Parts,Supplies,Consumable	8.09
				4030	Network Misc,Parts,Supplies,Consumable	2.13
December				3820	Desktop SW Purchase or License	300.00
				3850	Desktop SW Maintenance,Consumable	862.50
				3930	Server Misc,Parts,Supplies,Consumable	8.09
				3950	Server SW Maintenance,Consumable	1,411.92

Report ID: TGB
Source: I/3 Finance
Budget FY: 2015

STATE OF IOWA
EXPENDITURES FOR OBJECT CLASSES 418 AND 510

Page: 98 of 194
Run Date: 09/23/2015
Run Time: 04:00:08 AM

Month	Department	Department Name	Object Class	Object	Object Name	Posting Am
December	407	Human Services Cherokee	510	4030	Network Misc,Parts,Supplies,Consumable	2.13
January				3820	Desktop SW Purchase or License	1,656.00
				3930	Server Misc,Parts,Supplies,Consumable	4.04
				3950	Server SW Maintenance,Consumable	(1,849.07)
				4030	Network Misc,Parts,Supplies,Consumable	2.13
				4730	Printer Misc,Parts,Supplies,Consumable	331.00
February				3950	Server SW Maintenance,Consumable	627.61
March				3920	Server SW Purchase or License	142.85
				3930	Server Misc,Parts,Supplies,Consumable	4.26
				3940	Server HW Maintenance,Consumable	34.06
				3950	Server SW Maintenance,Consumable	7.02
				4030	Network Misc,Parts,Supplies,Consumable	41.16
April				4030	Network Misc,Parts,Supplies,Consumable	1.92
May				3910	Server HW Purchase or Lease-Non Inventory	3,313.81
				3911	Server HW Purchase or Lease-Inventory	3,278.45
				3920	Server SW Purchase or License	961.70
				3930	Server Misc,Parts,Supplies,Consumable	117.01
				3940	Server HW Maintenance,Consumable	503.44
				3950	Server SW Maintenance,Consumable	1,700.00
				4011	Network HW Purchase or Lease-Inventory	2,976.70
				4030	Network Misc,Parts,Supplies,Consumable	90.00
				4040	Network HW Maintenance,Consumable	422.50
June				3950	Server SW Maintenance,Consumable	28.10
August (H/O)				3820	Desktop SW Purchase or License	(1,559.04)
				3850	Desktop SW Maintenance,Consumable	(34,413.74)

Report ID: TGB
Source: I/3 Finance
Budget FY: 2015

STATE OF IOWA
EXPENDITURES FOR OBJECT CLASSES 418 AND 510

Page: 99 of 194
Run Date: 09/23/2015
Run Time: 04:00:08 AM

Month	Department	Department Name	Object Class	Object	Object Name	Posting Am
August (H/O)	407	Human Services Cherokee	510	3911	Server HW Purchase or Lease-Inventory	(3,278.45)
				3920	Server SW Purchase or License	(3,300.75)
				3930	Server Misc,Parts,Supplies,Consumable	(157.67)
				3940	Server HW Maintenance,Consumable	(7,977.52)
				3950	Server SW Maintenance,Consumable	(15,291.17)
				4011	Network HW Purchase or Lease-Inventory	(3,404.70)
				4030	Network Misc,Parts,Supplies,Consumable	(145.86)
				4040	Network HW Maintenance,Consumable	(2,008.19)
				4750	Printer SW Maintenance,Consumable	(474.23)
	407	Human Services Cherokee	510		Sum:	11,776.69

Month	Department	Department Name	Object Class	Object	Object Name	Posting Am
August	408	Human Services Clarinda	510	3850	Desktop SW Maintenance,Consumable	15,728.16
				3920	Server SW Purchase or License	1,003.73
				3950	Server SW Maintenance,Consumable	2,105.40
September				3830	Desktop Misc,Parts,Supplies,Consumable	1,054.32
				3930	Server Misc,Parts,Supplies,Consumable	3.70
				3940	Server HW Maintenance,Consumable	3,363.51
				3950	Server SW Maintenance,Consumable	2,665.53
				4030	Network Misc,Parts,Supplies,Consumable	2.92
				4040	Network HW Maintenance,Consumable	557.05
				4750	Printer SW Maintenance,Consumable	216.74
October				3810	Desktop HW Purchase or Lease-Non Inventory	1,948.80
				3820	Desktop SW Purchase or License	712.53
				3830	Desktop Misc,Parts,Supplies,Consumable	(712.53)

Report ID: TGB
Source: I/3 Finance
Budget FY: 2015

STATE OF IOWA
EXPENDITURES FOR OBJECT CLASSES 418 AND 510

Page: 100 of 194
Run Date: 09/23/2015
Run Time: 04:00:08 AM

Month	Department	Department Name	Object Class	Object	Object Name	Posting Am
October	408	Human Services Clarinda	510	3930	Server Misc,Parts,Supplies,Consumable	3.70
				3940	Server HW Maintenance,Consumable	33.58
				3950	Server SW Maintenance,Consumable	2,113.57
				4011	Network HW Purchase or Lease-Inventory	195.61
				4020	Network SW Purchase or License	1,647.00
				4040	Network HW Maintenance,Consumable	20.61
November				3930	Server Misc,Parts,Supplies,Consumable	3.70
				4020	Network SW Purchase or License	329.40
				4030	Network Misc,Parts,Supplies,Consumable	0.97
December				3850	Desktop SW Maintenance,Consumable	862.50
				3930	Server Misc,Parts,Supplies,Consumable	3.70
				3950	Server SW Maintenance,Consumable	645.30
				4020	Network SW Purchase or License	329.40
				4030	Network Misc,Parts,Supplies,Consumable	0.97
January				3830	Desktop Misc,Parts,Supplies,Consumable	88.00
				3930	Server Misc,Parts,Supplies,Consumable	1.85
				3950	Server SW Maintenance,Consumable	(845.08)
				4020	Network SW Purchase or License	329.40
				4030	Network Misc,Parts,Supplies,Consumable	0.97
February				3950	Server SW Maintenance,Consumable	286.83
				4020	Network SW Purchase or License	329.40
				4730	Printer Misc,Parts,Supplies,Consumable	34.00
March				3920	Server SW Purchase or License	835.33
				3930	Server Misc,Parts,Supplies,Consumable	1.95
				3940	Server HW Maintenance,Consumable	15.57

Report ID: TGB
Source: I/3 Finance
Budget FY: 2015

STATE OF IOWA
EXPENDITURES FOR OBJECT CLASSES 418 AND 510

Page: 101 of 194
Run Date: 09/23/2015
Run Time: 04:00:08 AM

Month	Department	Department Name	Object Class	Object	Object Name	Posting Am
March	408	Human Services Clarinda	510	3950	Server SW Maintenance,Consumable	3.21
				4020	Network SW Purchase or License	329.40
				4030	Network Misc,Parts,Supplies,Consumable	18.80
April				3830	Desktop Misc,Parts,Supplies,Consumable	82.50
				4020	Network SW Purchase or License	329.40
				4030	Network Misc,Parts,Supplies,Consumable	0.88
May				3911	Server HW Purchase or Lease-Inventory	1,498.35
				3920	Server SW Purchase or License	439.52
				3930	Server Misc,Parts,Supplies,Consumable	53.48
				3940	Server HW Maintenance,Consumable	230.09
				4011	Network HW Purchase or Lease-Inventory	1,360.45
				4020	Network SW Purchase or License	329.40
				4030	Network Misc,Parts,Supplies,Consumable	41.13
				4040	Network HW Maintenance,Consumable	193.10
				4730	Printer Misc,Parts,Supplies,Consumable	48.39
June				3950	Server SW Maintenance,Consumable	12.84
				4020	Network SW Purchase or License	329.40
				4730	Printer Misc,Parts,Supplies,Consumable	88.00
August (H/O)				3920	Server SW Purchase or License	429.55
				3930	Server Misc,Parts,Supplies,Consumable	68.11
				3950	Server SW Maintenance,Consumable	12.84
				4030	Network Misc,Parts,Supplies,Consumable	117.36
	408	Human Services Clarinda	510		Sum:	41,934.29

Month	Department	Department Name	Object Class	Object	Object Name	Posting Am
-------	------------	-----------------	--------------	--------	-------------	------------

Report ID: TGB
Source: I/3 Finance
Budget FY: 2015

STATE OF IOWA
EXPENDITURES FOR OBJECT CLASSES 418 AND 510

Page: 102 of 194
Run Date: 09/23/2015
Run Time: 04:00:08 AM

Month	Department	Department Name	Object Class	Object	Object Name	Posting Am
July	409	Human Services Independence	510	3850	Desktop SW Maintenance,Consumable	3,450.00
August				3810	Desktop HW Purchase or Lease-Non Inventory	5,790.00
				3820	Desktop SW Purchase or License	120.00
				3850	Desktop SW Maintenance,Consumable	29,036.61
				3920	Server SW Purchase or License	1,853.04
				3950	Server SW Maintenance,Consumable	3,886.89
September				3830	Desktop Misc,Parts,Supplies,Consumable	1,315.44
				3920	Server SW Purchase or License	31,011.79
				3930	Server Misc,Parts,Supplies,Consumable	6.83
				3940	Server HW Maintenance,Consumable	6,211.39
				3950	Server SW Maintenance,Consumable	4,921.54
				4030	Network Misc,Parts,Supplies,Consumable	5.40
				4040	Network HW Maintenance,Consumable	9,581.08
				4750	Printer SW Maintenance,Consumable	400.13
October				3820	Desktop SW Purchase or License	(1,255.44)
				3830	Desktop Misc,Parts,Supplies,Consumable	1,315.44
				3850	Desktop SW Maintenance,Consumable	1,608.63
				3920	Server SW Purchase or License	908.44
				3930	Server Misc,Parts,Supplies,Consumable	6.83
				3940	Server HW Maintenance,Consumable	61.99
				3950	Server SW Maintenance,Consumable	3,901.96
				4011	Network HW Purchase or Lease-Inventory	361.13
				4040	Network HW Maintenance,Consumable	38.04
November				3820	Desktop SW Purchase or License	60.00
				3930	Server Misc,Parts,Supplies,Consumable	6.83

Report ID: TGB
Source: I/3 Finance
Budget FY: 2015

STATE OF IOWA
EXPENDITURES FOR OBJECT CLASSES 418 AND 510

Page: 103 of 194
Run Date: 09/23/2015
Run Time: 04:00:08 AM

Month	Department	Department Name	Object Class	Object	Object Name	Posting Am
November	409	Human Services Independence	510	3940	Server HW Maintenance,Consumable	299.29
				4030	Network Misc,Parts,Supplies,Consumable	1.80
December				3820	Desktop SW Purchase or License	120.00
				3850	Desktop SW Maintenance,Consumable	(978.87)
				3930	Server Misc,Parts,Supplies,Consumable	6.83
				3950	Server SW Maintenance,Consumable	1,191.30
				4020	Network SW Purchase or License	1,000.00
				4030	Network Misc,Parts,Supplies,Consumable	1.80
January				3910	Server HW Purchase or Lease-Non Inventory	149.90
				3930	Server Misc,Parts,Supplies,Consumable	3.41
				3950	Server SW Maintenance,Consumable	(1,560.16)
				4020	Network SW Purchase or License	2,099.00
				4030	Network Misc,Parts,Supplies,Consumable	886.80
February				3820	Desktop SW Purchase or License	60.00
				3940	Server HW Maintenance,Consumable	337.92
				3950	Server SW Maintenance,Consumable	529.54
				4010	Network HW Purchase or Lease-Non Inventory	917.04
March				3820	Desktop SW Purchase or License	120.00
				3850	Desktop SW Maintenance,Consumable	1,608.63
				3920	Server SW Purchase or License	3,110.53
				3930	Server Misc,Parts,Supplies,Consumable	3.60
				3940	Server HW Maintenance,Consumable	28.74
				3950	Server SW Maintenance,Consumable	5.92
				4030	Network Misc,Parts,Supplies,Consumable	34.74
April				3820	Desktop SW Purchase or License	2,500.00

Report ID: TGB
Source: I/3 Finance
Budget FY: 2015

STATE OF IOWA
EXPENDITURES FOR OBJECT CLASSES 418 AND 510

Page: 104 of 194
Run Date: 09/23/2015
Run Time: 04:00:08 AM

Month	Department	Department Name	Object Class	Object	Object Name	Posting Am
April	409	Human Services Independence	510	4030	Network Misc,Parts,Supplies,Consumable	1.62
May				3820	Desktop SW Purchase or License	60.00
				3911	Server HW Purchase or Lease-Inventory	2,766.19
				3920	Server SW Purchase or License	811.44
				3930	Server Misc,Parts,Supplies,Consumable	98.73
				3940	Server HW Maintenance,Consumable	424.78
				4011	Network HW Purchase or Lease-Inventory	2,511.60
				4030	Network Misc,Parts,Supplies,Consumable	75.94
				4040	Network HW Maintenance,Consumable	356.49
June				3810	Desktop HW Purchase or Lease-Non Inventory	29,400.00
				3820	Desktop SW Purchase or License	60.00
				3830	Desktop Misc,Parts,Supplies,Consumable	688.60
				3850	Desktop SW Maintenance,Consumable	1,608.63
				3950	Server SW Maintenance,Consumable	23.70
				4710	Printer HW Purchase or Lease-Non Inventory	5,149.68
July (H/O)				3820	Desktop SW Purchase or License	60.00
				4040	Network HW Maintenance,Consumable	1,920.00
August (H/O)				3820	Desktop SW Purchase or License	1,315.44
				3830	Desktop Misc,Parts,Supplies,Consumable	(2,630.88)
				3850	Desktop SW Maintenance,Consumable	(29,036.61)
				3911	Server HW Purchase or Lease-Inventory	(2,766.19)
				3920	Server SW Purchase or License	(1,644.89)
				3930	Server Misc,Parts,Supplies,Consumable	(133.06)
				3940	Server HW Maintenance,Consumable	(6,726.90)
				3950	Server SW Maintenance,Consumable	(12,900.69)

Report ID: TGB
Source: I/3 Finance
Budget FY: 2015

STATE OF IOWA
EXPENDITURES FOR OBJECT CLASSES 418 AND 510

Page: 105 of 194
Run Date: 09/23/2015
Run Time: 04:00:08 AM

Month	Department	Department Name	Object Class	Object	Object Name	Posting Am
August (H/O)	409	Human Services Independence	510	4011	Network HW Purchase or Lease-Inventory	(2,872.73)
				4030	Network Misc,Parts,Supplies,Consumable	(123.10)
				4040	Network HW Maintenance,Consumable	(9,975.61)
				4750	Printer SW Maintenance,Consumable	(400.13)
	409	Human Services Independence	510		Sum:	95,203.80

Month	Department	Department Name	Object Class	Object	Object Name	Posting Am
July	410	Human Services Mt Pleasant	510	4050	Network SW Maintenance,Consumable	1,416.00
August				3850	Desktop SW Maintenance,Consumable	12,098.59
				3920	Server SW Purchase or License	772.10
				3950	Server SW Maintenance,Consumable	1,619.53
September				3830	Desktop Misc,Parts,Supplies,Consumable	548.10
				3930	Server Misc,Parts,Supplies,Consumable	2.84
				3940	Server HW Maintenance,Consumable	2,590.08
				3950	Server SW Maintenance,Consumable	2,051.22
				4030	Network Misc,Parts,Supplies,Consumable	2.25
				4040	Network HW Maintenance,Consumable	428.50
				4710	Printer HW Purchase or Lease-Non Inventory	2,084.57
				4730	Printer Misc,Parts,Supplies,Consumable	535.96
				4750	Printer SW Maintenance,Consumable	166.72
October				3820	Desktop SW Purchase or License	548.10
				3830	Desktop Misc,Parts,Supplies,Consumable	(161.30)
				3930	Server Misc,Parts,Supplies,Consumable	2.84
				3940	Server HW Maintenance,Consumable	25.83
				3950	Server SW Maintenance,Consumable	1,625.81

Report ID: TGB
Source: I/3 Finance
Budget FY: 2015

STATE OF IOWA
EXPENDITURES FOR OBJECT CLASSES 418 AND 510

Page: 106 of 194
Run Date: 09/23/2015
Run Time: 04:00:08 AM

Month	Department	Department Name	Object Class	Object	Object Name	Posting Am
October	410	Human Services Mt Pleasant	510	4011	Network HW Purchase or Lease-Inventory	150.47
				4040	Network HW Maintenance,Consumable	15.86
November				3830	Desktop Misc,Parts,Supplies,Consumable	109.21
				3930	Server Misc,Parts,Supplies,Consumable	2.84
				4030	Network Misc,Parts,Supplies,Consumable	0.75
				4730	Printer Misc,Parts,Supplies,Consumable	159.00
December				3850	Desktop SW Maintenance,Consumable	862.50
				3930	Server Misc,Parts,Supplies,Consumable	2.84
				3950	Server SW Maintenance,Consumable	496.39
				4030	Network Misc,Parts,Supplies,Consumable	0.75
				4730	Printer Misc,Parts,Supplies,Consumable	612.90
January				3930	Server Misc,Parts,Supplies,Consumable	1.42
				3950	Server SW Maintenance,Consumable	(650.07)
				4030	Network Misc,Parts,Supplies,Consumable	0.75
				4730	Printer Misc,Parts,Supplies,Consumable	42.10
February				3950	Server SW Maintenance,Consumable	220.65
March				3920	Server SW Purchase or License	50.22
				3930	Server Misc,Parts,Supplies,Consumable	1.50
				3940	Server HW Maintenance,Consumable	11.97
				3950	Server SW Maintenance,Consumable	2.47
				4030	Network Misc,Parts,Supplies,Consumable	14.47
April				4030	Network Misc,Parts,Supplies,Consumable	0.67
				4730	Printer Misc,Parts,Supplies,Consumable	394.26
May				3911	Server HW Purchase or Lease-Inventory	1,152.58
				3920	Server SW Purchase or License	338.10

Report ID: TGB
Source: I/3 Finance
Budget FY: 2015

STATE OF IOWA
EXPENDITURES FOR OBJECT CLASSES 418 AND 510

Page: 107 of 194
Run Date: 09/23/2015
Run Time: 04:00:08 AM

Month	Department	Department Name	Object Class	Object	Object Name	Posting Am
May	410	Human Services Mt Pleasant	510	3930	Server Misc,Parts,Supplies,Consumable	41.15
				3940	Server HW Maintenance,Consumable	176.99
				4011	Network HW Purchase or Lease-Inventory	1,046.50
				4030	Network Misc,Parts,Supplies,Consumable	31.64
				4040	Network HW Maintenance,Consumable	148.54
				4730	Printer Misc,Parts,Supplies,Consumable	74.32
June				3950	Server SW Maintenance,Consumable	9.88
August (H/O)				3820	Desktop SW Purchase or License	243.60
				3830	Desktop Misc,Parts,Supplies,Consumable	2,630.88
				3850	Desktop SW Maintenance,Consumable	63,450.35
				3911	Server HW Purchase or Lease-Inventory	6,044.64
				3920	Server SW Purchase or License	8,149.04
				3930	Server Misc,Parts,Supplies,Consumable	617.93
				3940	Server HW Maintenance,Consumable	14,704.42
				3950	Server SW Maintenance,Consumable	28,253.54
				4011	Network HW Purchase or Lease-Inventory	6,277.43
				4030	Network Misc,Parts,Supplies,Consumable	721.67
				4040	Network HW Maintenance,Consumable	11,983.80
				4730	Printer Misc,Parts,Supplies,Consumable	246.01
				4750	Printer SW Maintenance,Consumable	874.36
	410	Human Services Mt Pleasant	510		Sum:	176,079.03

Month	Department	Department Name	Object Class	Object	Object Name	Posting Am
August	411	Human Services Glenwood	418	4181	IT Professional Services	90.00
September				4181	IT Professional Services	90.00

Report ID: TGB
Source: I/3 Finance
Budget FY: 2015

STATE OF IOWA
EXPENDITURES FOR OBJECT CLASSES 418 AND 510

Page: 108 of 194
Run Date: 09/23/2015
Run Time: 04:00:08 AM

Month	Department	Department Name	Object Class	Object	Object Name	Posting Am
October	411	Human Services Glenwood	418	4181	IT Professional Services	90.00
November				4181	IT Professional Services	90.00
December				4181	IT Professional Services	74,863.23
January				4181	IT Professional Services	90.00
February				4181	IT Professional Services	4,040.13
March				4181	IT Professional Services	90.00
April				4181	IT Professional Services	90.00
May				4181	IT Professional Services	60,352.86
June				4181	IT Professional Services	58,071.09
August (H/O)				4181	IT Professional Services	67,141.25
	411	Human Services Glenwood	418		Sum:	265,098.56

Month	Department	Department Name	Object Class	Object	Object Name	Posting Am
July	411	Human Services Glenwood	510	3810	Desktop HW Purchase or Lease-Non Inventory	1,742.96
				3820	Desktop SW Purchase or License	1,087.00
				3830	Desktop Misc,Parts,Supplies,Consumable	1,530.00
				4710	Printer HW Purchase or Lease-Non Inventory	1,250.00
August				3810	Desktop HW Purchase or Lease-Non Inventory	5,144.34
				3850	Desktop SW Maintenance,Consumable	75,011.22
				3920	Server SW Purchase or License	4,787.01
				3950	Server SW Maintenance,Consumable	10,041.10
September				3810	Desktop HW Purchase or Lease-Non Inventory	49.50
				3830	Desktop Misc,Parts,Supplies,Consumable	3,739.79
				3930	Server Misc,Parts,Supplies,Consumable	17.63
				3940	Server HW Maintenance,Consumable	16,056.11

Report ID: TGB
Source: I/3 Finance
Budget FY: 2015

STATE OF IOWA
EXPENDITURES FOR OBJECT CLASSES 418 AND 510

Page: 109 of 194
Run Date: 09/23/2015
Run Time: 04:00:08 AM

Month	Department	Department Name	Object Class	Object	Object Name	Posting Am
September	411	Human Services Glenwood	510	3950	Server SW Maintenance,Consumable	12,716.90
				4030	Network Misc,Parts,Supplies,Consumable	13.93
				4040	Network HW Maintenance,Consumable	24,973.75
				4750	Printer SW Maintenance,Consumable	1,033.68
October				3810	Desktop HW Purchase or Lease-Non Inventory	2,270.00
				3820	Desktop SW Purchase or License	3,655.39
				3830	Desktop Misc,Parts,Supplies,Consumable	(2,824.47)
				3911	Server HW Purchase or Lease-Inventory	8,200.00
				3920	Server SW Purchase or License	8,199.00
				3930	Server Misc,Parts,Supplies,Consumable	17.63
				3940	Server HW Maintenance,Consumable	160.15
				3950	Server SW Maintenance,Consumable	10,080.06
				4011	Network HW Purchase or Lease-Inventory	932.91
				4040	Network HW Maintenance,Consumable	98.30
				4710	Printer HW Purchase or Lease-Non Inventory	1,996.00
November				3820	Desktop SW Purchase or License	309.00
				3920	Server SW Purchase or License	829.53
				3930	Server Misc,Parts,Supplies,Consumable	17.63
				4030	Network Misc,Parts,Supplies,Consumable	4.64
December				3810	Desktop HW Purchase or Lease-Non Inventory	11,598.00
				3820	Desktop SW Purchase or License	20,906.20
				3920	Server SW Purchase or License	39,898.32
				3930	Server Misc,Parts,Supplies,Consumable	3,352.63
				3950	Server SW Maintenance,Consumable	3,077.55
				4030	Network Misc,Parts,Supplies,Consumable	5,371.21

Report ID: TGB
Source: I/3 Finance
Budget FY: 2015

STATE OF IOWA
EXPENDITURES FOR OBJECT CLASSES 418 AND 510

Page: 110 of 194
Run Date: 09/23/2015
Run Time: 04:00:08 AM

Month	Department	Department Name	Object Class	Object	Object Name	Posting Am
December	411	Human Services Glenwood	510	4050	Network SW Maintenance,Consumable	231.00
				4710	Printer HW Purchase or Lease-Non Inventory	2,994.00
January				3820	Desktop SW Purchase or License	1,220.00
				3830	Desktop Misc,Parts,Supplies,Consumable	504.00
				3911	Server HW Purchase or Lease-Inventory	3,904.31
				3930	Server Misc,Parts,Supplies,Consumable	8.82
				3950	Server SW Maintenance,Consumable	(4,030.41)
				4030	Network Misc,Parts,Supplies,Consumable	4.64
February				3820	Desktop SW Purchase or License	265.00
				3950	Server SW Maintenance,Consumable	1,368.00
March				3920	Server SW Purchase or License	311.36
				3930	Server Misc,Parts,Supplies,Consumable	9.29
				3940	Server HW Maintenance,Consumable	74.24
				3950	Server SW Maintenance,Consumable	26,536.39
				4020	Network SW Purchase or License	35,194.69
				4030	Network Misc,Parts,Supplies,Consumable	89.74
April				3830	Desktop Misc,Parts,Supplies,Consumable	292.54
				3910	Server HW Purchase or Lease-Non Inventory	3,904.31
				3911	Server HW Purchase or Lease-Inventory	(3,904.31)
				4030	Network Misc,Parts,Supplies,Consumable	4.18
May				3911	Server HW Purchase or Lease-Inventory	7,145.99
				3920	Server SW Purchase or License	2,096.21
				3930	Server Misc,Parts,Supplies,Consumable	255.06
				3940	Server HW Maintenance,Consumable	1,097.34
				3950	Server SW Maintenance,Consumable	1,517.25

Report ID: TGB
Source: I/3 Finance
Budget FY: 2015

STATE OF IOWA
EXPENDITURES FOR OBJECT CLASSES 418 AND 510

Page: 111 of 194
Run Date: 09/23/2015
Run Time: 04:00:08 AM

Month	Department	Department Name	Object Class	Object	Object Name	Posting Am
May	411	Human Services Glenwood	510	4011	Network HW Purchase or Lease-Inventory	6,488.29
				4030	Network Misc,Parts,Supplies,Consumable	196.16
				4040	Network HW Maintenance,Consumable	920.92
June				3950	Server SW Maintenance,Consumable	61.24
August (H/O)				3920	Server SW Purchase or License	2,048.59
				3930	Server Misc,Parts,Supplies,Consumable	324.86
				3950	Server SW Maintenance,Consumable	61.24
				4030	Network Misc,Parts,Supplies,Consumable	468.50
	411	Human Services Glenwood	510		Sum:	369,008.04

Month	Department	Department Name	Object Class	Object	Object Name	Posting Am
December	412	Human Services Woodward	418	4181	IT Professional Services	54,146.14
February				4181	IT Professional Services	2,860.44
May				4181	IT Professional Services	43,703.79
June				4181	IT Professional Services	42,051.48
August (H/O)				4181	IT Professional Services	48,619.53
	412	Human Services Woodward	418		Sum:	191,381.38

Month	Department	Department Name	Object Class	Object	Object Name	Posting Am
July	412	Human Services Woodward	510	3850	Desktop SW Maintenance,Consumable	6,372.00
				3950	Server SW Maintenance,Consumable	607.10
				4050	Network SW Maintenance,Consumable	7,760.93
				4740	Printer HW Maintenance,Consumable	301.11
August				3820	Desktop SW Purchase or License	4,249.56
				3830	Desktop Misc,Parts,Supplies,Consumable	75.98

Report ID: TGB
Source: I/3 Finance
Budget FY: 2015

STATE OF IOWA
EXPENDITURES FOR OBJECT CLASSES 418 AND 510

Page: 112 of 194
Run Date: 09/23/2015
Run Time: 04:00:08 AM

Month	Department	Department Name	Object Class	Object	Object Name	Posting Am
August	412	Human Services Woodward	510	3850	Desktop SW Maintenance,Consumable	56,460.06
				3920	Server SW Purchase or License	3,603.13
				3950	Server SW Maintenance,Consumable	8,848.95
				4050	Network SW Maintenance,Consumable	2,075.00
				4740	Printer HW Maintenance,Consumable	301.11
September				3830	Desktop Misc,Parts,Supplies,Consumable	2,557.80
				3930	Server Misc,Parts,Supplies,Consumable	13.27
				3940	Server HW Maintenance,Consumable	12,087.05
				3950	Server SW Maintenance,Consumable	9,898.96
				4030	Network Misc,Parts,Supplies,Consumable	10.49
				4040	Network HW Maintenance,Consumable	2,186.48
				4050	Network SW Maintenance,Consumable	7,760.93
				4710	Printer HW Purchase or Lease-Non Inventory	2,492.00
				4740	Printer HW Maintenance,Consumable	301.11
				4750	Printer SW Maintenance,Consumable	778.04
October				3820	Desktop SW Purchase or License	7,056.80
				3830	Desktop Misc,Parts,Supplies,Consumable	(2,557.80)
				3930	Server Misc,Parts,Supplies,Consumable	13.27
				3940	Server HW Maintenance,Consumable	120.55
				3950	Server SW Maintenance,Consumable	8,598.12
				4011	Network HW Purchase or Lease-Inventory	702.19
				4040	Network HW Maintenance,Consumable	73.99
				4740	Printer HW Maintenance,Consumable	301.11
November				3930	Server Misc,Parts,Supplies,Consumable	13.27
				3950	Server SW Maintenance,Consumable	405.00

Report ID: TGB
Source: I/3 Finance
Budget FY: 2015

STATE OF IOWA
EXPENDITURES FOR OBJECT CLASSES 418 AND 510

Page: 113 of 194
Run Date: 09/23/2015
Run Time: 04:00:08 AM

Month	Department	Department Name	Object Class	Object	Object Name	Posting Am
November	412	Human Services Woodward	510	4030	Network Misc,Parts,Supplies,Consumable	3.50
				4740	Printer HW Maintenance,Consumable	301.11
December				3930	Server Misc,Parts,Supplies,Consumable	13.27
				3950	Server SW Maintenance,Consumable	23,646.75
				4030	Network Misc,Parts,Supplies,Consumable	3.50
				4050	Network SW Maintenance,Consumable	7,760.93
				4710	Printer HW Purchase or Lease-Non Inventory	2,860.30
				4740	Printer HW Maintenance,Consumable	301.11
January				3930	Server Misc,Parts,Supplies,Consumable	6.64
				3950	Server SW Maintenance,Consumable	(2,046.52)
				4030	Network Misc,Parts,Supplies,Consumable	3.50
				4711	Printer HW Purchase or Lease-Inventory	6,800.00
				4740	Printer HW Maintenance,Consumable	301.11
February				3950	Server SW Maintenance,Consumable	1,215.78
				4730	Printer Misc,Parts,Supplies,Consumable	780.50
March				3830	Desktop Misc,Parts,Supplies,Consumable	29.90
				3920	Server SW Purchase or License	234.36
				3930	Server Misc,Parts,Supplies,Consumable	6.99
				3940	Server HW Maintenance,Consumable	55.88
				3950	Server SW Maintenance,Consumable	430.27
				4020	Network SW Purchase or License	59,047.77
				4030	Network Misc,Parts,Supplies,Consumable	67.57
				4710	Printer HW Purchase or Lease-Non Inventory	1,372.00
				4740	Printer HW Maintenance,Consumable	602.22
April				3830	Desktop Misc,Parts,Supplies,Consumable	472.92

Report ID: TGB
Source: I/3 Finance
Budget FY: 2015

STATE OF IOWA
EXPENDITURES FOR OBJECT CLASSES 418 AND 510

Page: 114 of 194
Run Date: 09/23/2015
Run Time: 04:00:08 AM

Month	Department	Department Name	Object Class	Object	Object Name	Posting Am
April	412	Human Services Woodward	510	3950	Server SW Maintenance,Consumable	1,596.95
				4030	Network Misc,Parts,Supplies,Consumable	3.14
				4050	Network SW Maintenance,Consumable	7,760.93
				4710	Printer HW Purchase or Lease-Non Inventory	1,424.66
				4740	Printer HW Maintenance,Consumable	301.11
May				3911	Server HW Purchase or Lease-Inventory	5,378.70
				3920	Server SW Purchase or License	1,577.79
				3930	Server Misc,Parts,Supplies,Consumable	191.98
				3940	Server HW Maintenance,Consumable	825.96
				4011	Network HW Purchase or Lease-Inventory	4,883.66
				4030	Network Misc,Parts,Supplies,Consumable	147.65
				4040	Network HW Maintenance,Consumable	693.17
				4730	Printer Misc,Parts,Supplies,Consumable	48.00
				4740	Printer HW Maintenance,Consumable	301.11
June				3850	Desktop SW Maintenance,Consumable	5,610.04
				3911	Server HW Purchase or Lease-Inventory	26,645.44
				3950	Server SW Maintenance,Consumable	808.95
				4740	Printer HW Maintenance,Consumable	301.11
July (H/O)				3950	Server SW Maintenance,Consumable	66.92
August (H/O)				3820	Desktop SW Purchase or License	(2,124.78)
				3920	Server SW Purchase or License	16,588.63
				3930	Server Misc,Parts,Supplies,Consumable	244.52
				3950	Server SW Maintenance,Consumable	(211.65)
				4030	Network Misc,Parts,Supplies,Consumable	352.63

Report ID: TGB
Source: I/3 Finance
Budget FY: 2015

STATE OF IOWA
EXPENDITURES FOR OBJECT CLASSES 418 AND 510

Page: 115 of 194
Run Date: 09/23/2015
Run Time: 04:00:08 AM

Month	Department	Department Name	Object Class	Object	Object Name	Posting Am
	412	Human Services Woodward	510			Sum: 321,155.54

Month	Department	Department Name	Object Class	Object	Object Name	Posting Am
September	413	Human Services Assistance Pymt	418	4181	IT Professional Services	223,784.00
				4184	IT Technical Consultants	31,350.83
October				4181	IT Professional Services	480,898.25
				4184	IT Technical Consultants	33,550.90
November				4184	IT Technical Consultants	49,335.65
December				4181	IT Professional Services	346,459.21
				4184	IT Technical Consultants	91,360.03
January				4181	IT Professional Services	225,966.66
				4184	IT Technical Consultants	82,014.17
March				4181	IT Professional Services	112,983.33
				4184	IT Technical Consultants	229,394.71
April				4181	IT Professional Services	112,983.33
				4184	IT Technical Consultants	53,564.09
May				4181	IT Professional Services	632,411.16
				4184	IT Technical Consultants	74,754.53
July (H/O)				4181	IT Professional Services	583,356.33
				4184	IT Technical Consultants	55,065.15
August (H/O)				4181	IT Professional Services	718,055.83
				4184	IT Technical Consultants	308,966.22
	413	Human Services Assistance Pymt	418			Sum: 4,446,254.38

Month	Department	Department Name	Object Class	Object	Object Name	Posting Am
-------	------------	-----------------	--------------	--------	-------------	------------

Report ID: TGB
Source: I/3 Finance
Budget FY: 2015

STATE OF IOWA
EXPENDITURES FOR OBJECT CLASSES 418 AND 510

Page: 116 of 194
Run Date: 09/23/2015
Run Time: 04:00:08 AM

Month	Department	Department Name	Object Class	Object	Object Name	Posting Am
July	413	Human Services Assistance Pymt	510	3820	Desktop SW Purchase or License	27,672.22
				3920	Server SW Purchase or License	28,978.34
				3950	Server SW Maintenance,Consumable	22,733.55
August				3810	Desktop HW Purchase or Lease-Non Inventory	1,778.22
				3820	Desktop SW Purchase or License	(31,608.29)
				3830	Desktop Misc,Parts,Supplies,Consumable	115.70
				3840	Desktop HW Maintenance,Consumable	210.00
				3850	Desktop SW Maintenance,Consumable	86,706.52
				3920	Server SW Purchase or License	5,533.38
				3950	Server SW Maintenance,Consumable	64,009.83
				4730	Printer Misc,Parts,Supplies,Consumable	602.94
September				3810	Desktop HW Purchase or Lease-Non Inventory	(122.91)
				3820	Desktop SW Purchase or License	10,000.00
				3830	Desktop Misc,Parts,Supplies,Consumable	4,365.25
				3840	Desktop HW Maintenance,Consumable	105.00
				3930	Server Misc,Parts,Supplies,Consumable	20.38
				3940	Server HW Maintenance,Consumable	14,164.08
				3950	Server SW Maintenance,Consumable	115,026.55
				4030	Network Misc,Parts,Supplies,Consumable	16.11
				4040	Network HW Maintenance,Consumable	22,564.85
				4050	Network SW Maintenance,Consumable	39,807.22
				4730	Printer Misc,Parts,Supplies,Consumable	786.56
				4750	Printer SW Maintenance,Consumable	1,194.84
October				3810	Desktop HW Purchase or Lease-Non Inventory	3,234.96
				3820	Desktop SW Purchase or License	8,928.05

Report ID: TGB
Source: I/3 Finance
Budget FY: 2015

STATE OF IOWA
EXPENDITURES FOR OBJECT CLASSES 418 AND 510

Page: 117 of 194
Run Date: 09/23/2015
Run Time: 04:00:08 AM

Month	Department	Department Name	Object Class	Object	Object Name	Posting Am
October	413	Human Services Assistance Pymt	510	3830	Desktop Misc,Parts,Supplies,Consumable	(3,601.35)
				3840	Desktop HW Maintenance,Consumable	263.14
				3920	Server SW Purchase or License	61,077.88
				3930	Server Misc,Parts,Supplies,Consumable	20.38
				3940	Server HW Maintenance,Consumable	1,591.92
				3950	Server SW Maintenance,Consumable	11,651.68
				4011	Network HW Purchase or Lease-Inventory	1,078.37
				4030	Network Misc,Parts,Supplies,Consumable	1,017.84
				4040	Network HW Maintenance,Consumable	113.64
				4710	Printer HW Purchase or Lease-Non Inventory	438.00
				4730	Printer Misc,Parts,Supplies,Consumable	6,188.52
				4740	Printer HW Maintenance,Consumable	94.40
November				3810	Desktop HW Purchase or Lease-Non Inventory	11,103.22
				3830	Desktop Misc,Parts,Supplies,Consumable	669.80
				3840	Desktop HW Maintenance,Consumable	210.00
				3930	Server Misc,Parts,Supplies,Consumable	20.38
				3940	Server HW Maintenance,Consumable	164,890.20
				4030	Network Misc,Parts,Supplies,Consumable	5.37
				4730	Printer Misc,Parts,Supplies,Consumable	1,309.74
December				3810	Desktop HW Purchase or Lease-Non Inventory	(28.37)
				3820	Desktop SW Purchase or License	52,868.58
				3830	Desktop Misc,Parts,Supplies,Consumable	364.80
				3850	Desktop SW Maintenance,Consumable	1,487,371.00
				3930	Server Misc,Parts,Supplies,Consumable	20.38
				3940	Server HW Maintenance,Consumable	44,088.75

Report ID: TGB
Source: I/3 Finance
Budget FY: 2015

STATE OF IOWA
EXPENDITURES FOR OBJECT CLASSES 418 AND 510

Page: 118 of 194
Run Date: 09/23/2015
Run Time: 04:00:08 AM

Month	Department	Department Name	Object Class	Object	Object Name	Posting Am
December	413	Human Services Assistance Pymt	510	3950	Server SW Maintenance,Consumable	13,798.39
				4030	Network Misc,Parts,Supplies,Consumable	5.37
				4730	Printer Misc,Parts,Supplies,Consumable	5,238.15
January				3820	Desktop SW Purchase or License	88,304.12
				3830	Desktop Misc,Parts,Supplies,Consumable	763.70
				3850	Desktop SW Maintenance,Consumable	166,365.38
				3930	Server Misc,Parts,Supplies,Consumable	10.19
				3940	Server HW Maintenance,Consumable	3,281.80
				3950	Server SW Maintenance,Consumable	(4,658.78)
				4030	Network Misc,Parts,Supplies,Consumable	964.95
				4730	Printer Misc,Parts,Supplies,Consumable	386.10
February				3820	Desktop SW Purchase or License	399.00
				3830	Desktop Misc,Parts,Supplies,Consumable	417.00
				3930	Server Misc,Parts,Supplies,Consumable	162.59
				3940	Server HW Maintenance,Consumable	10,815.81
				3950	Server SW Maintenance,Consumable	793,246.36
				4730	Printer Misc,Parts,Supplies,Consumable	5,446.08
March				3810	Desktop HW Purchase or Lease-Non Inventory	(380.78)
				3820	Desktop SW Purchase or License	5,079.80
				3830	Desktop Misc,Parts,Supplies,Consumable	309.74
				3920	Server SW Purchase or License	26,649.91
				3930	Server Misc,Parts,Supplies,Consumable	10.74
				3940	Server HW Maintenance,Consumable	85.81
				3950	Server SW Maintenance,Consumable	17.69
				4030	Network Misc,Parts,Supplies,Consumable	103.76

Report ID: TGB
Source: I/3 Finance
Budget FY: 2015

STATE OF IOWA
EXPENDITURES FOR OBJECT CLASSES 418 AND 510

Page: 119 of 194
Run Date: 09/23/2015
Run Time: 04:00:08 AM

Month	Department	Department Name	Object Class	Object	Object Name	Posting Am
March	413	Human Services Assistance Pymt	510	4730	Printer Misc,Parts,Supplies,Consumable	673.55
April				3820	Desktop SW Purchase or License	36,969.94
				3830	Desktop Misc,Parts,Supplies,Consumable	472.06
				3850	Desktop SW Maintenance,Consumable	84,260.04
				3940	Server HW Maintenance,Consumable	24,375.00
				4030	Network Misc,Parts,Supplies,Consumable	4.83
				4730	Printer Misc,Parts,Supplies,Consumable	3,298.13
May				3820	Desktop SW Purchase or License	10,153.90
				3830	Desktop Misc,Parts,Supplies,Consumable	473.25
				3850	Desktop SW Maintenance,Consumable	60,341.42
				3911	Server HW Purchase or Lease-Inventory	42,083.83
				3920	Server SW Purchase or License	4,499.03
				3930	Server Misc,Parts,Supplies,Consumable	2,744.83
				3940	Server HW Maintenance,Consumable	3,768.43
				3950	Server SW Maintenance,Consumable	13,796.63
				4011	Network HW Purchase or Lease-Inventory	7,499.91
				4030	Network Misc,Parts,Supplies,Consumable	226.75
				4040	Network HW Maintenance,Consumable	1,064.51
				4050	Network SW Maintenance,Consumable	9,847.89
				4730	Printer Misc,Parts,Supplies,Consumable	3,988.34
June				3810	Desktop HW Purchase or Lease-Non Inventory	(212.50)
				3830	Desktop Misc,Parts,Supplies,Consumable	428.85
				3950	Server SW Maintenance,Consumable	75,084.24
				4020	Network SW Purchase or License	20,400.00
				4030	Network Misc,Parts,Supplies,Consumable	9,850.00

Report ID: TGB
Source: I/3 Finance
Budget FY: 2015

STATE OF IOWA
EXPENDITURES FOR OBJECT CLASSES 418 AND 510

Page: 120 of 194
Run Date: 09/23/2015
Run Time: 04:00:08 AM

Month	Department	Department Name	Object Class	Object	Object Name	Posting Am
June	413	Human Services Assistance Pymt	510	4040	Network HW Maintenance,Consumable	5,371.46
				4050	Network SW Maintenance,Consumable	2,100.00
				4730	Printer Misc,Parts,Supplies,Consumable	2,598.82
July (H/O)				3820	Desktop SW Purchase or License	36,969.94
				3830	Desktop Misc,Parts,Supplies,Consumable	1,637.20
				3920	Server SW Purchase or License	(26,290.00)
				3930	Server Misc,Parts,Supplies,Consumable	8,019.72
				3950	Server SW Maintenance,Consumable	(866,678.52)
				4040	Network HW Maintenance,Consumable	(5,371.46)
				4050	Network SW Maintenance,Consumable	(9,847.89)
				4730	Printer Misc,Parts,Supplies,Consumable	3,907.97
August (H/O)				3810	Desktop HW Purchase or Lease-Non Inventory	30.11
				3820	Desktop SW Purchase or License	4,775.00
				3920	Server SW Purchase or License	2,368.01
				3930	Server Misc,Parts,Supplies,Consumable	375.51
				3940	Server HW Maintenance,Consumable	(22,500.00)
				3950	Server SW Maintenance,Consumable	10,618.80
				4030	Network Misc,Parts,Supplies,Consumable	541.54
	413	Human Services Assistance Pymt	510		Sum:	2,951,193.57

Month	Department	Department Name	Object Class	Object	Object Name	Posting Am
September	415	Human Services Capitals	418	4184	IT Technical Consultants	124,325.48
October				4184	IT Technical Consultants	96,837.63
November				4184	IT Technical Consultants	319,576.59
December				4184	IT Technical Consultants	756,379.37

Report ID: TGB
Source: I/3 Finance
Budget FY: 2015

STATE OF IOWA
EXPENDITURES FOR OBJECT CLASSES 418 AND 510

Page: 121 of 194
Run Date: 09/23/2015
Run Time: 04:00:08 AM

Month	Department	Department Name	Object Class	Object	Object Name	Posting Am
January	415	Human Services Capitals	418	4184	IT Technical Consultants	516,815.65
March				4184	IT Technical Consultants	1,207,554.02
April				4184	IT Technical Consultants	409,938.88
May				4184	IT Technical Consultants	438,957.60
July (H/O)				4184	IT Technical Consultants	394,735.38
August (H/O)				4184	IT Technical Consultants	752,852.01
	415	Human Services Capitals	418		Sum:	5,017,972.61

Month	Department	Department Name	Object Class	Object	Object Name	Posting Am
August	415	Human Services Capitals	510	3830	Desktop Misc,Parts,Supplies,Consumable	417.00
				3950	Server SW Maintenance,Consumable	23,846.40
September				3810	Desktop HW Purchase or Lease-Non Inventory	6,271.05
				3830	Desktop Misc,Parts,Supplies,Consumable	1,040.70
				3840	Desktop HW Maintenance,Consumable	117.60
October				3830	Desktop Misc,Parts,Supplies,Consumable	780.00
December				3820	Desktop SW Purchase or License	14,950.00
				3830	Desktop Misc,Parts,Supplies,Consumable	84.39
				3850	Desktop SW Maintenance,Consumable	181,301.08
				3940	Server HW Maintenance,Consumable	42,729.96
January				3830	Desktop Misc,Parts,Supplies,Consumable	212.00
				3850	Desktop SW Maintenance,Consumable	114,638.29
				3940	Server HW Maintenance,Consumable	6,104.28
February				3950	Server SW Maintenance,Consumable	75,927.25
March				3950	Server SW Maintenance,Consumable	2,739.10
April				3850	Desktop SW Maintenance,Consumable	68,940.04

Report ID: TGB
Source: I/3 Finance
Budget FY: 2015

STATE OF IOWA
EXPENDITURES FOR OBJECT CLASSES 418 AND 510

Page: 122 of 194
Run Date: 09/23/2015
Run Time: 04:00:08 AM

Month	Department	Department Name	Object Class	Object	Object Name	Posting Am
April	415	Human Services Capitals	510	3940	Server HW Maintenance,Consumable	67,147.08
May				3830	Desktop Misc,Parts,Supplies,Consumable	75.00
				3850	Desktop SW Maintenance,Consumable	45,698.25
July (H/O)				3950	Server SW Maintenance,Consumable	(78,666.35)
August (H/O)				3940	Server HW Maintenance,Consumable	(54,938.52)
	415	Human Services Capitals	510		Sum:	519,414.60

Month	Department	Department Name	Object Class	Object	Object Name	Posting Am
November	427	Inspections and Appeals, Dept Of	418	4181	IT Professional Services	30,400.00
February				4181	IT Professional Services	25,000.00
May				4181	IT Professional Services	10,980.00
July (H/O)				4181	IT Professional Services	91,060.00
	427	Inspections and Appeals, Dept Of	418		Sum:	157,440.00

Month	Department	Department Name	Object Class	Object	Object Name	Posting Am
September	427	Inspections and Appeals, Dept Of	510	3811	Desktop HW Purchase or Lease-Inventory	10,246.10
				3830	Desktop Misc,Parts,Supplies,Consumable	1,047.00
				3911	Server HW Purchase or Lease-Inventory	4,521.22
October				3810	Desktop HW Purchase or Lease-Non Inventory	1,160.00
				3820	Desktop SW Purchase or License	2,297.75
				3830	Desktop Misc,Parts,Supplies,Consumable	19,922.99
				4711	Printer HW Purchase or Lease-Inventory	1,147.50
November				3811	Desktop HW Purchase or Lease-Inventory	7,535.98
				4711	Printer HW Purchase or Lease-Inventory	1,990.00
December				3810	Desktop HW Purchase or Lease-Non Inventory	1,257.00

Report ID: TGB
Source: I/3 Finance
Budget FY: 2015

STATE OF IOWA
EXPENDITURES FOR OBJECT CLASSES 418 AND 510

Page: 123 of 194
Run Date: 09/23/2015
Run Time: 04:00:08 AM

Month	Department	Department Name	Object Class	Object	Object Name	Posting Am
January	427	Inspections and Appeals, Dept Of	510	3811	Desktop HW Purchase or Lease-Inventory	8,977.08
				4711	Printer HW Purchase or Lease-Inventory	1,460.29
February				3811	Desktop HW Purchase or Lease-Inventory	417.00
				4710	Printer HW Purchase or Lease-Non Inventory	35.00
				4711	Printer HW Purchase or Lease-Inventory	12,328.00
				4730	Printer Misc,Parts,Supplies,Consumable	211.80
March				3810	Desktop HW Purchase or Lease-Non Inventory	597.73
April				3810	Desktop HW Purchase or Lease-Non Inventory	72.00
				3820	Desktop SW Purchase or License	2,116.00
				3830	Desktop Misc,Parts,Supplies,Consumable	6,293.00
May				3811	Desktop HW Purchase or Lease-Inventory	21,886.83
				3830	Desktop Misc,Parts,Supplies,Consumable	3,110.38
				4711	Printer HW Purchase or Lease-Inventory	6,555.49
June				3810	Desktop HW Purchase or Lease-Non Inventory	(1,257.00)
				3811	Desktop HW Purchase or Lease-Inventory	34,704.98
				3830	Desktop Misc,Parts,Supplies,Consumable	52,397.17
				3840	Desktop HW Maintenance,Consumable	2,831.00
				4711	Printer HW Purchase or Lease-Inventory	8,723.37
July (H/O)				3830	Desktop Misc,Parts,Supplies,Consumable	103,900.00
August (H/O)				3811	Desktop HW Purchase or Lease-Inventory	745.00
				4711	Printer HW Purchase or Lease-Inventory	198.00
	427	Inspections and Appeals, Dept Of	510		Sum:	317,428.66

Month	Department	Department Name	Object Class	Object	Object Name	Posting Am
August	428	State Public Defender/DIA	418	4181	IT Professional Services	19,671.68

Report ID: TGB
Source: I/3 Finance
Budget FY: 2015

STATE OF IOWA
EXPENDITURES FOR OBJECT CLASSES 418 AND 510

Page: 124 of 194
Run Date: 09/23/2015
Run Time: 04:00:08 AM

Month	Department	Department Name	Object Class	Object	Object Name	Posting Am
September	428	State Public Defender/DIA	418	4181	IT Professional Services	17,564.00
November				4181	IT Professional Services	28,804.96
January				4181	IT Professional Services	28,409.77
February				4181	IT Professional Services	12,426.53
March				4181	IT Professional Services	12,442.62
April				4181	IT Professional Services	13,612.10
May				4181	IT Professional Services	10,450.58
June				4181	IT Professional Services	8,386.81
July (H/O)				4181	IT Professional Services	11,109.23
	428	State Public Defender/DIA	418		Sum:	162,878.28

Month	Department	Department Name	Object Class	Object	Object Name	Posting Am
August	428	State Public Defender/DIA	510	3930	Server Misc,Parts,Supplies,Consumable	1,055.00
October				3820	Desktop SW Purchase or License	5,478.00
				3930	Server Misc,Parts,Supplies,Consumable	(1,055.00)
November				3820	Desktop SW Purchase or License	1,650.00
				3920	Server SW Purchase or License	5,280.00
December				3920	Server SW Purchase or License	2,929.97
				4030	Network Misc,Parts,Supplies,Consumable	3,062.51
January				3810	Desktop HW Purchase or Lease-Non Inventory	85,452.58
February				3810	Desktop HW Purchase or Lease-Non Inventory	4,464.00
				3950	Server SW Maintenance,Consumable	4,176.00
March				3810	Desktop HW Purchase or Lease-Non Inventory	15,266.96
				3920	Server SW Purchase or License	2,700.00
				3950	Server SW Maintenance,Consumable	1,237.50

Report ID: TGB
Source: I/3 Finance
Budget FY: 2015

STATE OF IOWA
EXPENDITURES FOR OBJECT CLASSES 418 AND 510

Page: 125 of 194
Run Date: 09/23/2015
Run Time: 04:00:08 AM

Month	Department	Department Name	Object Class	Object	Object Name	Posting Am
March	428	State Public Defender/DIA	510	4740	Printer HW Maintenance,Consumable	93.00
May				3810	Desktop HW Purchase or Lease-Non Inventory	17,691.72
June				3920	Server SW Purchase or License	1,299.00
				3930	Server Misc,Parts,Supplies,Consumable	499.00
				3950	Server SW Maintenance,Consumable	533.40
				4030	Network Misc,Parts,Supplies,Consumable	339.99
July (H/O)				3810	Desktop HW Purchase or Lease-Non Inventory	7,889.67
				3930	Server Misc,Parts,Supplies,Consumable	359.00
	428	State Public Defender/DIA	510		Sum:	160,402.30

Month	Department	Department Name	Object Class	Object	Object Name	Posting Am
September	429	Racing Commission - Inspect and Appeals	418	4181	IT Professional Services	1,210.00
October				4181	IT Professional Services	1,320.00
December				4181	IT Professional Services	990.00
February				4181	IT Professional Services	990.00
March				4181	IT Professional Services	1,540.00
April				4181	IT Professional Services	3,630.00
May				4181	IT Professional Services	2,805.00
June				4181	IT Professional Services	1,100.00
July (H/O)				4181	IT Professional Services	660.00
	429	Racing Commission - Inspect and Appeal	418		Sum:	14,245.00

Month	Department	Department Name	Object Class	Object	Object Name	Posting Am
August	429	Racing Commission - Inspect and Appeals	510	4730	Printer Misc,Parts,Supplies,Consumable	366.00
September				3920	Server SW Purchase or License	97.02

Report ID: TGB
Source: I/3 Finance
Budget FY: 2015

STATE OF IOWA
EXPENDITURES FOR OBJECT CLASSES 418 AND 510

Page: 126 of 194
Run Date: 09/23/2015
Run Time: 04:00:08 AM

Month	Department	Department Name	Object Class	Object	Object Name	Posting Am
October	429	Racing Commission - Inspect and Appeals	510	4730	Printer Misc,Parts,Supplies,Consumable	252.00
December				4730	Printer Misc,Parts,Supplies,Consumable	384.00
February				3920	Server SW Purchase or License	89.10
April				3920	Server SW Purchase or License	4,631.24
May				4710	Printer HW Purchase or Lease-Non Inventory	6,795.00
	429	Racing Commission - Inspect and Appeal	510		Sum:	12,614.36

Month	Department	Department Name	Object Class	Object	Object Name	Posting Am
July	444	Judicial Department	418	4181	IT Professional Services	88,161.87
August				4181	IT Professional Services	153,127.61
September				4181	IT Professional Services	121,865.65
October				4181	IT Professional Services	197,928.04
November				4181	IT Professional Services	125,796.69
December				4181	IT Professional Services	176,740.94
January				4181	IT Professional Services	115,225.20
February				4181	IT Professional Services	112,887.21
March				4181	IT Professional Services	125,415.71
April				4181	IT Professional Services	128,108.33
May				4181	IT Professional Services	160,376.52
June				4181	IT Professional Services	157,972.65
July (H/O)				4181	IT Professional Services	6,376.73
August (H/O)				4181	IT Professional Services	5,767.55
	444	Judicial Department	418		Sum:	1,675,750.70

Month	Department	Department Name	Object Class	Object	Object Name	Posting Am
-------	------------	-----------------	--------------	--------	-------------	------------

Report ID: TGB
Source: I/3 Finance
Budget FY: 2015

STATE OF IOWA
EXPENDITURES FOR OBJECT CLASSES 418 AND 510

Page: 127 of 194
Run Date: 09/23/2015
Run Time: 04:00:08 AM

Month	Department	Department Name	Object Class	Object	Object Name	Posting Am
July	444	Judicial Department	510	3810	Desktop HW Purchase or Lease-Non Inventory	15,894.46
				3820	Desktop SW Purchase or License	489.88
				3830	Desktop Misc,Parts,Supplies,Consumable	455.21
				3840	Desktop HW Maintenance,Consumable	3,165.00
				3940	Server HW Maintenance,Consumable	4,800.00
				3950	Server SW Maintenance,Consumable	574,656.77
				4010	Network HW Purchase or Lease-Non Inventory	9,036.07
				4030	Network Misc,Parts,Supplies,Consumable	15.00
				4710	Printer HW Purchase or Lease-Non Inventory	12,306.55
				4730	Printer Misc,Parts,Supplies,Consumable	20,250.75
				4740	Printer HW Maintenance,Consumable	8,327.67
August				3810	Desktop HW Purchase or Lease-Non Inventory	36,666.32
				3820	Desktop SW Purchase or License	150.73
				3830	Desktop Misc,Parts,Supplies,Consumable	989.88
				3840	Desktop HW Maintenance,Consumable	40,421.48
				3930	Server Misc,Parts,Supplies,Consumable	1,042.64
				3940	Server HW Maintenance,Consumable	179,010.36
				3950	Server SW Maintenance,Consumable	64,205.55
				4010	Network HW Purchase or Lease-Non Inventory	4,760.04
				4030	Network Misc,Parts,Supplies,Consumable	11.17
				4040	Network HW Maintenance,Consumable	44,335.68
				4710	Printer HW Purchase or Lease-Non Inventory	28,217.32
				4730	Printer Misc,Parts,Supplies,Consumable	18,657.75
				4740	Printer HW Maintenance,Consumable	111,119.03
September				3810	Desktop HW Purchase or Lease-Non Inventory	49,438.86

Report ID: TGB
Source: I/3 Finance
Budget FY: 2015

STATE OF IOWA
EXPENDITURES FOR OBJECT CLASSES 418 AND 510

Page: 128 of 194
Run Date: 09/23/2015
Run Time: 04:00:08 AM

Month	Department	Department Name	Object Class	Object	Object Name	Posting Am
September	444	Judicial Department	510	3820	Desktop SW Purchase or License	1,501.98
				3830	Desktop Misc,Parts,Supplies,Consumable	762.62
				3840	Desktop HW Maintenance,Consumable	7,781.00
				3850	Desktop SW Maintenance,Consumable	7,964.67
				3930	Server Misc,Parts,Supplies,Consumable	100.48
				3950	Server SW Maintenance,Consumable	179,198.32
				4010	Network HW Purchase or Lease-Non Inventory	2,712.89
				4030	Network Misc,Parts,Supplies,Consumable	78.74
				4710	Printer HW Purchase or Lease-Non Inventory	19,266.68
				4730	Printer Misc,Parts,Supplies,Consumable	18,972.25
				4740	Printer HW Maintenance,Consumable	5,925.57
				4750	Printer SW Maintenance,Consumable	2,379.00
October				3810	Desktop HW Purchase or Lease-Non Inventory	23,337.31
				3820	Desktop SW Purchase or License	676.78
				3830	Desktop Misc,Parts,Supplies,Consumable	659.54
				3840	Desktop HW Maintenance,Consumable	2,482.00
				3850	Desktop SW Maintenance,Consumable	5,400.00
				3911	Server HW Purchase or Lease-Inventory	55,191.00
				3940	Server HW Maintenance,Consumable	1,466.00
				3950	Server SW Maintenance,Consumable	40,067.83
				4010	Network HW Purchase or Lease-Non Inventory	2,697.25
				4030	Network Misc,Parts,Supplies,Consumable	337.35
				4710	Printer HW Purchase or Lease-Non Inventory	4,209.37
				4730	Printer Misc,Parts,Supplies,Consumable	18,928.86
November				3810	Desktop HW Purchase or Lease-Non Inventory	15,084.33

Report ID: TGB
Source: I/3 Finance
Budget FY: 2015

STATE OF IOWA
EXPENDITURES FOR OBJECT CLASSES 418 AND 510

Page: 129 of 194
Run Date: 09/23/2015
Run Time: 04:00:08 AM

Month	Department	Department Name	Object Class	Object	Object Name	Posting Am
November	444	Judicial Department	510	3820	Desktop SW Purchase or License	1,357.50
				3830	Desktop Misc,Parts,Supplies,Consumable	3,429.81
				3840	Desktop HW Maintenance,Consumable	2,211.00
				3850	Desktop SW Maintenance,Consumable	1,221.00
				3940	Server HW Maintenance,Consumable	869.00
				3950	Server SW Maintenance,Consumable	50,674.42
				4010	Network HW Purchase or Lease-Non Inventory	465.90
				4030	Network Misc,Parts,Supplies,Consumable	764.35
				4040	Network HW Maintenance,Consumable	510.00
				4050	Network SW Maintenance,Consumable	956.00
				4710	Printer HW Purchase or Lease-Non Inventory	16,717.38
				4730	Printer Misc,Parts,Supplies,Consumable	19,802.17
				4740	Printer HW Maintenance,Consumable	4,065.60
December				3810	Desktop HW Purchase or Lease-Non Inventory	71,937.42
				3820	Desktop SW Purchase or License	1,532.79
				3830	Desktop Misc,Parts,Supplies,Consumable	1,730.16
				3840	Desktop HW Maintenance,Consumable	9,741.00
				3940	Server HW Maintenance,Consumable	6,395.64
				3950	Server SW Maintenance,Consumable	182,546.74
				4010	Network HW Purchase or Lease-Non Inventory	4,426.89
				4030	Network Misc,Parts,Supplies,Consumable	259.25
				4710	Printer HW Purchase or Lease-Non Inventory	30,324.10
				4730	Printer Misc,Parts,Supplies,Consumable	21,298.36
				4740	Printer HW Maintenance,Consumable	3,335.40
				4750	Printer SW Maintenance,Consumable	11,047.92

Report ID: TGB
Source: I/3 Finance
Budget FY: 2015

STATE OF IOWA
EXPENDITURES FOR OBJECT CLASSES 418 AND 510

Page: 130 of 194
Run Date: 09/23/2015
Run Time: 04:00:08 AM

Month	Department	Department Name	Object Class	Object	Object Name	Posting Am
January	444	Judicial Department	510	3810	Desktop HW Purchase or Lease-Non Inventory	87,874.18
				3820	Desktop SW Purchase or License	598.37
				3830	Desktop Misc,Parts,Supplies,Consumable	3,295.49
				3840	Desktop HW Maintenance,Consumable	8,709.00
				3850	Desktop SW Maintenance,Consumable	399.00
				3910	Server HW Purchase or Lease-Non Inventory	4,899.60
				3911	Server HW Purchase or Lease-Inventory	76,180.00
				3920	Server SW Purchase or License	22,201.50
				3950	Server SW Maintenance,Consumable	147,576.20
				4010	Network HW Purchase or Lease-Non Inventory	43.05
				4020	Network SW Purchase or License	4,995.00
				4030	Network Misc,Parts,Supplies,Consumable	2,062.87
				4710	Printer HW Purchase or Lease-Non Inventory	5,696.57
				4720	Printer SW Purchase or License	1,364.16
				4730	Printer Misc,Parts,Supplies,Consumable	24,281.00
				4750	Printer SW Maintenance,Consumable	112,461.95
February				3810	Desktop HW Purchase or Lease-Non Inventory	15,935.69
				3820	Desktop SW Purchase or License	4,646.63
				3830	Desktop Misc,Parts,Supplies,Consumable	12,015.98
				3840	Desktop HW Maintenance,Consumable	2,373.20
				3930	Server Misc,Parts,Supplies,Consumable	564.33
				3940	Server HW Maintenance,Consumable	67,209.09
				3950	Server SW Maintenance,Consumable	166,014.92
				4030	Network Misc,Parts,Supplies,Consumable	347.94
				4710	Printer HW Purchase or Lease-Non Inventory	23,230.29

Report ID: TGB
Source: I/3 Finance
Budget FY: 2015

STATE OF IOWA
EXPENDITURES FOR OBJECT CLASSES 418 AND 510

Page: 131 of 194
Run Date: 09/23/2015
Run Time: 04:00:08 AM

Month	Department	Department Name	Object Class	Object	Object Name	Posting Am
February	444	Judicial Department	510	4730	Printer Misc,Parts,Supplies,Consumable	19,977.00
				4740	Printer HW Maintenance,Consumable	3,959.69
March				3810	Desktop HW Purchase or Lease-Non Inventory	66,108.02
				3830	Desktop Misc,Parts,Supplies,Consumable	2,759.18
				3840	Desktop HW Maintenance,Consumable	11,067.00
				3850	Desktop SW Maintenance,Consumable	150.00
				3910	Server HW Purchase or Lease-Non Inventory	(4,899.60)
				3911	Server HW Purchase or Lease-Inventory	33,017.81
				3920	Server SW Purchase or License	3,000.00
				3950	Server SW Maintenance,Consumable	184,274.67
				4010	Network HW Purchase or Lease-Non Inventory	1,236.17
				4030	Network Misc,Parts,Supplies,Consumable	1,114.58
				4710	Printer HW Purchase or Lease-Non Inventory	25,663.54
				4730	Printer Misc,Parts,Supplies,Consumable	19,371.00
				4740	Printer HW Maintenance,Consumable	3,927.98
April				3810	Desktop HW Purchase or Lease-Non Inventory	9,935.86
				3820	Desktop SW Purchase or License	818.00
				3830	Desktop Misc,Parts,Supplies,Consumable	6,031.68
				3840	Desktop HW Maintenance,Consumable	636.00
				3911	Server HW Purchase or Lease-Inventory	165,070.77
				3930	Server Misc,Parts,Supplies,Consumable	16,080.74
				3940	Server HW Maintenance,Consumable	31,010.63
				3950	Server SW Maintenance,Consumable	83,730.82
				4010	Network HW Purchase or Lease-Non Inventory	12.29
				4030	Network Misc,Parts,Supplies,Consumable	134.05

Report ID: TGB
Source: I/3 Finance
Budget FY: 2015

STATE OF IOWA
EXPENDITURES FOR OBJECT CLASSES 418 AND 510

Page: 132 of 194
Run Date: 09/23/2015
Run Time: 04:00:08 AM

Month	Department	Department Name	Object Class	Object	Object Name	Posting Am
April	444	Judicial Department	510	4040	Network HW Maintenance,Consumable	404.88
				4710	Printer HW Purchase or Lease-Non Inventory	17,578.22
				4730	Printer Misc,Parts,Supplies,Consumable	19,743.75
				4740	Printer HW Maintenance,Consumable	1,980.00
May				3810	Desktop HW Purchase or Lease-Non Inventory	58,531.24
				3820	Desktop SW Purchase or License	740.34
				3830	Desktop Misc,Parts,Supplies,Consumable	2,810.16
				3840	Desktop HW Maintenance,Consumable	6,996.00
				3850	Desktop SW Maintenance,Consumable	150.00
				3911	Server HW Purchase or Lease-Inventory	104,049.72
				3930	Server Misc,Parts,Supplies,Consumable	16.18
				3940	Server HW Maintenance,Consumable	4,920.00
				3950	Server SW Maintenance,Consumable	40,014.92
				4010	Network HW Purchase or Lease-Non Inventory	202.07
				4011	Network HW Purchase or Lease-Inventory	90,904.72
				4030	Network Misc,Parts,Supplies,Consumable	2.59
				4710	Printer HW Purchase or Lease-Non Inventory	9,615.00
				4730	Printer Misc,Parts,Supplies,Consumable	24,263.81
				4750	Printer SW Maintenance,Consumable	2,390.00
June				3810	Desktop HW Purchase or Lease-Non Inventory	12,524.05
				3830	Desktop Misc,Parts,Supplies,Consumable	3,568.56
				3840	Desktop HW Maintenance,Consumable	2,115.00
				3850	Desktop SW Maintenance,Consumable	456,161.30
				3911	Server HW Purchase or Lease-Inventory	10,833.00
				3920	Server SW Purchase or License	73,160.00

Report ID: TGB
Source: I/3 Finance
Budget FY: 2015

STATE OF IOWA
EXPENDITURES FOR OBJECT CLASSES 418 AND 510

Page: 133 of 194
Run Date: 09/23/2015
Run Time: 04:00:08 AM

Month	Department	Department Name	Object Class	Object	Object Name	Posting Am
June	444	Judicial Department	510	3930	Server Misc,Parts,Supplies,Consumable	1,612.02
				3940	Server HW Maintenance,Consumable	552.00
				3950	Server SW Maintenance,Consumable	643,417.57
				4030	Network Misc,Parts,Supplies,Consumable	101.24
				4710	Printer HW Purchase or Lease-Non Inventory	10,467.41
				4730	Printer Misc,Parts,Supplies,Consumable	19,666.38
				4740	Printer HW Maintenance,Consumable	3,115.00
				4750	Printer SW Maintenance,Consumable	693.00
July (H/O)				3810	Desktop HW Purchase or Lease-Non Inventory	14,548.52
				3820	Desktop SW Purchase or License	250.00
				3830	Desktop Misc,Parts,Supplies,Consumable	(327.46)
				3840	Desktop HW Maintenance,Consumable	2,829.00
				3850	Desktop SW Maintenance,Consumable	52,342.00
				3950	Server SW Maintenance,Consumable	39,709.23
				4710	Printer HW Purchase or Lease-Non Inventory	7,591.55
				4711	Printer HW Purchase or Lease-Inventory	10,263.86
				4730	Printer Misc,Parts,Supplies,Consumable	3,963.00
				4740	Printer HW Maintenance,Consumable	4,985.76
August (H/O)				3840	Desktop HW Maintenance,Consumable	(72,597.26)
				3940	Server HW Maintenance,Consumable	(124,484.29)
				3950	Server SW Maintenance,Consumable	(314,143.87)
				4040	Network HW Maintenance,Consumable	(31,141.76)
				4740	Printer HW Maintenance,Consumable	(71,260.29)
	444	Judicial Department	510		Sum:	4,718,217.80

Report ID: TGB
Source: I/3 Finance
Budget FY: 2015

STATE OF IOWA
EXPENDITURES FOR OBJECT CLASSES 418 AND 510

Page: 134 of 194
Run Date: 09/23/2015
Run Time: 04:00:08 AM

Month	Department	Department Name	Object Class	Object	Object Name	Posting Am
July	467	Law Enforcement Academy	510	3820	Desktop SW Purchase or License	156.00
				3850	Desktop SW Maintenance,Consumable	6,500.00
August				3830	Desktop Misc,Parts,Supplies,Consumable	521.79
				3950	Server SW Maintenance,Consumable	89.00
September				3950	Server SW Maintenance,Consumable	1,700.00
November				3920	Server SW Purchase or License	12,150.00
December				3920	Server SW Purchase or License	(12,150.00)
				3950	Server SW Maintenance,Consumable	1,795.00
February				3830	Desktop Misc,Parts,Supplies,Consumable	508.50
				4030	Network Misc,Parts,Supplies,Consumable	818.67
March				3950	Server SW Maintenance,Consumable	1,113.75
				4710	Printer HW Purchase or Lease-Non Inventory	1,421.25
April				4030	Network Misc,Parts,Supplies,Consumable	3,169.00
May				3830	Desktop Misc,Parts,Supplies,Consumable	820.11
June				3811	Desktop HW Purchase or Lease-Inventory	2,430.68
				3820	Desktop SW Purchase or License	9,739.60
				3920	Server SW Purchase or License	579.11
August (H/O)				3850	Desktop SW Maintenance,Consumable	6,594.50
	467	Law Enforcement Academy	510		Sum:	37,956.96

Month	Department	Department Name	Object Class	Object	Object Name	Posting Am
August	504	Legislative Services Agency	418	4181	IT Professional Services	117,920.00
September				4181	IT Professional Services	104,641.80
October				4181	IT Professional Services	101,206.30
December				4181	IT Professional Services	189,943.00

Report ID: TGB
Source: I/3 Finance
Budget FY: 2015

STATE OF IOWA
EXPENDITURES FOR OBJECT CLASSES 418 AND 510

Page: 135 of 194
Run Date: 09/23/2015
Run Time: 04:00:08 AM

Month	Department	Department Name	Object Class	Object	Object Name	Posting Am
January	504	Legislative Services Agency	418	4181	IT Professional Services	100,550.30
February				4181	IT Professional Services	99,133.80
March				4181	IT Professional Services	92,264.80
April				4181	IT Professional Services	102,564.40
May				4181	IT Professional Services	130,473.10
June				4181	IT Professional Services	119,086.60
July (H/O)				4181	IT Professional Services	103,848.80
	504	Legislative Services Agency	418		Sum:	1,261,632.90

Month	Department	Department Name	Object Class	Object	Object Name	Posting Am
July	504	Legislative Services Agency	510	3820	Desktop SW Purchase or License	55,745.15
				3850	Desktop SW Maintenance,Consumable	9,573.40
				3911	Server HW Purchase or Lease-Inventory	31,388.39
				3920	Server SW Purchase or License	2,800.00
				3950	Server SW Maintenance,Consumable	16,348.33
				4020	Network SW Purchase or License	23,289.42
				4050	Network SW Maintenance,Consumable	24,957.29
August				3811	Desktop HW Purchase or Lease-Inventory	7,664.60
				3830	Desktop Misc,Parts,Supplies,Consumable	157.85
				3910	Server HW Purchase or Lease-Non Inventory	133,606.02
				3920	Server SW Purchase or License	12,591.76
				3950	Server SW Maintenance,Consumable	62,479.37
				4020	Network SW Purchase or License	44,523.31
				4030	Network Misc,Parts,Supplies,Consumable	9,739.83
				4050	Network SW Maintenance,Consumable	52,782.29

Report ID: TGB
Source: I/3 Finance
Budget FY: 2015

STATE OF IOWA
EXPENDITURES FOR OBJECT CLASSES 418 AND 510

Page: 136 of 194
Run Date: 09/23/2015
Run Time: 04:00:08 AM

Month	Department	Department Name	Object Class	Object	Object Name	Posting Am
September	504	Legislative Services Agency	510	3810	Desktop HW Purchase or Lease-Non Inventory	1,274.00
				4020	Network SW Purchase or License	12,712.00
				4030	Network Misc,Parts,Supplies,Consumable	35,304.82
				4050	Network SW Maintenance,Consumable	10,033.05
October				3810	Desktop HW Purchase or Lease-Non Inventory	1,238.71
				3850	Desktop SW Maintenance,Consumable	1,500.00
				3911	Server HW Purchase or Lease-Inventory	31,667.05
				3920	Server SW Purchase or License	21,434.00
				4030	Network Misc,Parts,Supplies,Consumable	353.08
November				3810	Desktop HW Purchase or Lease-Non Inventory	1,408.94
				3830	Desktop Misc,Parts,Supplies,Consumable	41.97
				3911	Server HW Purchase or Lease-Inventory	34,792.00
				4020	Network SW Purchase or License	395.00
				4030	Network Misc,Parts,Supplies,Consumable	1,873.25
December				3810	Desktop HW Purchase or Lease-Non Inventory	41,573.08
				3830	Desktop Misc,Parts,Supplies,Consumable	189.00
				3920	Server SW Purchase or License	19.80
				3940	Server HW Maintenance,Consumable	1,143.01
				4020	Network SW Purchase or License	1,785.00
				4050	Network SW Maintenance,Consumable	6,657.00
January				3840	Desktop HW Maintenance,Consumable	416.00
				3920	Server SW Purchase or License	5,750.00
				4030	Network Misc,Parts,Supplies,Consumable	16.66
February				3810	Desktop HW Purchase or Lease-Non Inventory	3,634.99
				3820	Desktop SW Purchase or License	29,735.25

Report ID: TGB
Source: I/3 Finance
Budget FY: 2015

STATE OF IOWA
EXPENDITURES FOR OBJECT CLASSES 418 AND 510

Page: 137 of 194
Run Date: 09/23/2015
Run Time: 04:00:08 AM

Month	Department	Department Name	Object Class	Object	Object Name	Posting Am
February	504	Legislative Services Agency	510	3830	Desktop Misc,Parts,Supplies,Consumable	124.30
				3920	Server SW Purchase or License	46,690.00
				4020	Network SW Purchase or License	47,457.95
March				3810	Desktop HW Purchase or Lease-Non Inventory	7,664.60
				3840	Desktop HW Maintenance,Consumable	208.00
				4050	Network SW Maintenance,Consumable	6,657.00
April				4020	Network SW Purchase or License	8,507.25
May				3810	Desktop HW Purchase or Lease-Non Inventory	8,844.78
				3830	Desktop Misc,Parts,Supplies,Consumable	500.07
				3920	Server SW Purchase or License	4,104.60
June				3820	Desktop SW Purchase or License	8,132.38
				3830	Desktop Misc,Parts,Supplies,Consumable	4,267.16
				3910	Server HW Purchase or Lease-Non Inventory	3,932.31
				3920	Server SW Purchase or License	1,545.00
				4010	Network HW Purchase or Lease-Non Inventory	26,013.00
				4030	Network Misc,Parts,Supplies,Consumable	18,554.00
July (H/O)				3810	Desktop HW Purchase or Lease-Non Inventory	26,037.00
				3840	Desktop HW Maintenance,Consumable	279.00
				3911	Server HW Purchase or Lease-Inventory	28,266.00
				4010	Network HW Purchase or Lease-Non Inventory	60,614.00
				4020	Network SW Purchase or License	11,971.73
August (H/O)				3810	Desktop HW Purchase or Lease-Non Inventory	7,664.60
	504	Legislative Services Agency	510		Sum:	1,060,629.40

Month	Department	Department Name	Object Class	Object	Object Name	Posting Am
-------	------------	-----------------	--------------	--------	-------------	------------

Report ID: TGB
Source: I/3 Finance
Budget FY: 2015

STATE OF IOWA
EXPENDITURES FOR OBJECT CLASSES 418 AND 510

Page: 138 of 194
Run Date: 09/23/2015
Run Time: 04:00:08 AM

Month	Department	Department Name	Object Class	Object	Object Name	Posting Am
September	532	Management, Dept Of	418	4181	IT Professional Services	14,928.25
November				4181	IT Professional Services	16,666.75
December				4181	IT Professional Services	4,815.00
January				4181	IT Professional Services	8,656.25
April				4181	IT Professional Services	15,112.50
May				4181	IT Professional Services	10,725.00
June				4181	IT Professional Services	4,416.25
August (H/O)				4181	IT Professional Services	4,096.25
	532	Management, Dept Of	418		Sum:	79,416.25

Month	Department	Department Name	Object Class	Object	Object Name	Posting Am
September	532	Management, Dept Of	510	4730	Printer Misc,Parts,Supplies,Consumable	342.25
October				3830	Desktop Misc,Parts,Supplies,Consumable	860.00
November				3830	Desktop Misc,Parts,Supplies,Consumable	1,402.20
February				3830	Desktop Misc,Parts,Supplies,Consumable	95.00
April				3830	Desktop Misc,Parts,Supplies,Consumable	63.59
May				3850	Desktop SW Maintenance,Consumable	21,744.58
	532	Management, Dept Of	510		Sum:	24,507.62

Month	Department	Department Name	Object Class	Object	Object Name	Posting Am
July	542	Natural Resources, Dept Of	418	4181	IT Professional Services	60.00
August				4181	IT Professional Services	4,500.00
October				4181	IT Professional Services	27,000.00
				4184	IT Technical Consultants	141,773.37
November				4181	IT Professional Services	3,287.50

Report ID: TGB
Source: I/3 Finance
Budget FY: 2015

STATE OF IOWA
EXPENDITURES FOR OBJECT CLASSES 418 AND 510

Page: 139 of 194
Run Date: 09/23/2015
Run Time: 04:00:08 AM

Month	Department	Department Name	Object Class	Object	Object Name	Posting Am
November	542	Natural Resources, Dept Of	418	4184	IT Technical Consultants	611.43
December				4184	IT Technical Consultants	58,715.96
January				4184	IT Technical Consultants	60,591.78
February				4181	IT Professional Services	68,850.00
				4184	IT Technical Consultants	71,438.52
March				4184	IT Technical Consultants	48,268.97
April				4181	IT Professional Services	7,800.00
				4184	IT Technical Consultants	25,446.75
June				4184	IT Technical Consultants	86,070.45
July (H/O)				4181	IT Professional Services	5,006.25
				4184	IT Technical Consultants	14,060.54
August (H/O)				4181	IT Professional Services	46,800.00
				4184	IT Technical Consultants	20,185.76
	542	Natural Resources, Dept Of	418		Sum:	690,467.28

Month	Department	Department Name	Object Class	Object	Object Name	Posting Am
July	542	Natural Resources, Dept Of	510	3810	Desktop HW Purchase or Lease-Non Inventory	19,280.00
				3830	Desktop Misc,Parts,Supplies,Consumable	4,432.00
				3850	Desktop SW Maintenance,Consumable	14,600.00
				3910	Server HW Purchase or Lease-Non Inventory	23.78
August				3810	Desktop HW Purchase or Lease-Non Inventory	3,209.28
				3820	Desktop SW Purchase or License	206,840.68
				3830	Desktop Misc,Parts,Supplies,Consumable	665.00
				3850	Desktop SW Maintenance,Consumable	239.00
				3920	Server SW Purchase or License	399.00

Report ID: TGB
Source: I/3 Finance
Budget FY: 2015

STATE OF IOWA
EXPENDITURES FOR OBJECT CLASSES 418 AND 510

Page: 140 of 194
Run Date: 09/23/2015
Run Time: 04:00:08 AM

Month	Department	Department Name	Object Class	Object	Object Name	Posting Am
August	542	Natural Resources, Dept Of	510	3940	Server HW Maintenance,Consumable	18,389.43
				4710	Printer HW Purchase or Lease-Non Inventory	308.72
				4730	Printer Misc,Parts,Supplies,Consumable	12,866.09
September				3810	Desktop HW Purchase or Lease-Non Inventory	13,774.58
				3820	Desktop SW Purchase or License	6,614.63
				3830	Desktop Misc,Parts,Supplies,Consumable	1,949.96
				3850	Desktop SW Maintenance,Consumable	3,913.37
				3910	Server HW Purchase or Lease-Non Inventory	10,129.92
				3920	Server SW Purchase or License	399.00
				3950	Server SW Maintenance,Consumable	3,117.15
				4040	Network HW Maintenance,Consumable	8,138.75
				4710	Printer HW Purchase or Lease-Non Inventory	2,814.33
				4730	Printer Misc,Parts,Supplies,Consumable	4,497.43
October				3810	Desktop HW Purchase or Lease-Non Inventory	9,467.67
				3820	Desktop SW Purchase or License	1,126.25
				3830	Desktop Misc,Parts,Supplies,Consumable	2,543.65
				3850	Desktop SW Maintenance,Consumable	14,586.00
				3910	Server HW Purchase or Lease-Non Inventory	663.24
				3920	Server SW Purchase or License	399.00
				3950	Server SW Maintenance,Consumable	10,882.88
				4710	Printer HW Purchase or Lease-Non Inventory	149.99
				4730	Printer Misc,Parts,Supplies,Consumable	4,188.57
November				3810	Desktop HW Purchase or Lease-Non Inventory	50.00
				3820	Desktop SW Purchase or License	11,312.43
				3830	Desktop Misc,Parts,Supplies,Consumable	395.00

Report ID: TGB
Source: I/3 Finance
Budget FY: 2015

STATE OF IOWA
EXPENDITURES FOR OBJECT CLASSES 418 AND 510

Page: 141 of 194
Run Date: 09/23/2015
Run Time: 04:00:08 AM

Month	Department	Department Name	Object Class	Object	Object Name	Posting Am
November	542	Natural Resources, Dept Of	510	3911	Server HW Purchase or Lease-Inventory	5,668.86
				3920	Server SW Purchase or License	29.00
				3950	Server SW Maintenance,Consumable	6,400.00
				4710	Printer HW Purchase or Lease-Non Inventory	3,864.80
				4730	Printer Misc,Parts,Supplies,Consumable	1,926.95
December				3810	Desktop HW Purchase or Lease-Non Inventory	2,097.80
				3820	Desktop SW Purchase or License	2,553.00
				3830	Desktop Misc,Parts,Supplies,Consumable	1,872.00
				3910	Server HW Purchase or Lease-Non Inventory	663.24
				4710	Printer HW Purchase or Lease-Non Inventory	3,533.45
				4730	Printer Misc,Parts,Supplies,Consumable	4,185.02
January				3810	Desktop HW Purchase or Lease-Non Inventory	15,281.15
				3820	Desktop SW Purchase or License	1,657.80
				3830	Desktop Misc,Parts,Supplies,Consumable	14,123.14
				3850	Desktop SW Maintenance,Consumable	48,831.70
				3910	Server HW Purchase or Lease-Non Inventory	23.78
				3920	Server SW Purchase or License	3,883.00
				3940	Server HW Maintenance,Consumable	579.16
				3950	Server SW Maintenance,Consumable	6,042.15
				4710	Printer HW Purchase or Lease-Non Inventory	7,140.34
				4730	Printer Misc,Parts,Supplies,Consumable	3,363.40
February				3810	Desktop HW Purchase or Lease-Non Inventory	1,212.79
				3820	Desktop SW Purchase or License	834.15
				3830	Desktop Misc,Parts,Supplies,Consumable	1,885.00
				3850	Desktop SW Maintenance,Consumable	5,061.00

Report ID: TGB
Source: I/3 Finance
Budget FY: 2015

STATE OF IOWA
EXPENDITURES FOR OBJECT CLASSES 418 AND 510

Page: 142 of 194
Run Date: 09/23/2015
Run Time: 04:00:08 AM

Month	Department	Department Name	Object Class	Object	Object Name	Posting Am
February	542	Natural Resources, Dept Of	510	3910	Server HW Purchase or Lease-Non Inventory	687.02
				3920	Server SW Purchase or License	383.20
				3950	Server SW Maintenance,Consumable	16,900.87
				4710	Printer HW Purchase or Lease-Non Inventory	1,699.65
				4730	Printer Misc,Parts,Supplies,Consumable	3,494.88
March				3810	Desktop HW Purchase or Lease-Non Inventory	10,065.34
				3820	Desktop SW Purchase or License	1,550.11
				3830	Desktop Misc,Parts,Supplies,Consumable	(1,566.89)
				3850	Desktop SW Maintenance,Consumable	1,896.00
				3920	Server SW Purchase or License	29.00
				3940	Server HW Maintenance,Consumable	1,190.00
				3950	Server SW Maintenance,Consumable	19,949.67
				4710	Printer HW Purchase or Lease-Non Inventory	(4,603.75)
				4730	Printer Misc,Parts,Supplies,Consumable	5,023.82
April				3810	Desktop HW Purchase or Lease-Non Inventory	5,937.84
				3820	Desktop SW Purchase or License	958.75
				3830	Desktop Misc,Parts,Supplies,Consumable	618.71
				3850	Desktop SW Maintenance,Consumable	8,214.86
				3910	Server HW Purchase or Lease-Non Inventory	687.02
				3920	Server SW Purchase or License	29.00
				3950	Server SW Maintenance,Consumable	6,900.00
				4710	Printer HW Purchase or Lease-Non Inventory	99.00
				4730	Printer Misc,Parts,Supplies,Consumable	4,462.03
May				3810	Desktop HW Purchase or Lease-Non Inventory	3,504.22
				3830	Desktop Misc,Parts,Supplies,Consumable	1,042.02

Report ID: TGB
Source: I/3 Finance
Budget FY: 2015

STATE OF IOWA
EXPENDITURES FOR OBJECT CLASSES 418 AND 510

Page: 143 of 194
Run Date: 09/23/2015
Run Time: 04:00:08 AM

Month	Department	Department Name	Object Class	Object	Object Name	Posting Am
May	542	Natural Resources, Dept Of	510	3850	Desktop SW Maintenance,Consumable	9,095.85
				3911	Server HW Purchase or Lease-Inventory	24,932.43
				3920	Server SW Purchase or License	29.00
				3950	Server SW Maintenance,Consumable	4,520.90
				4710	Printer HW Purchase or Lease-Non Inventory	1,330.15
				4730	Printer Misc,Parts,Supplies,Consumable	2,215.88
June				3810	Desktop HW Purchase or Lease-Non Inventory	2,414.60
				3820	Desktop SW Purchase or License	1,600.25
				3830	Desktop Misc,Parts,Supplies,Consumable	2,120.91
				3850	Desktop SW Maintenance,Consumable	19.95
				3910	Server HW Purchase or Lease-Non Inventory	262.30
				3920	Server SW Purchase or License	399.00
				3940	Server HW Maintenance,Consumable	203.89
				4710	Printer HW Purchase or Lease-Non Inventory	339.98
				4730	Printer Misc,Parts,Supplies,Consumable	3,227.88
July (H/O)				3810	Desktop HW Purchase or Lease-Non Inventory	29,715.66
				3820	Desktop SW Purchase or License	363.96
				3830	Desktop Misc,Parts,Supplies,Consumable	3,904.42
				3850	Desktop SW Maintenance,Consumable	19.95
				3910	Server HW Purchase or Lease-Non Inventory	532.09
				3911	Server HW Purchase or Lease-Inventory	1,872.00
				3920	Server SW Purchase or License	399.00
				3950	Server SW Maintenance,Consumable	3,210.67
				4710	Printer HW Purchase or Lease-Non Inventory	2,674.25
				4730	Printer Misc,Parts,Supplies,Consumable	4,349.36

Report ID: TGB
Source: I/3 Finance
Budget FY: 2015

STATE OF IOWA
EXPENDITURES FOR OBJECT CLASSES 418 AND 510

Page: 144 of 194
Run Date: 09/23/2015
Run Time: 04:00:08 AM

Month	Department	Department Name	Object Class	Object	Object Name	Posting Am
August (H/O)	542	Natural Resources, Dept Of	510	3810	Desktop HW Purchase or Lease-Non Inventory	14,623.07
				3820	Desktop SW Purchase or License	1,617.24
				3830	Desktop Misc,Parts,Supplies,Consumable	530.00
				3850	Desktop SW Maintenance,Consumable	1,684.00
				3910	Server HW Purchase or Lease-Non Inventory	319.73
				3950	Server SW Maintenance,Consumable	4,520.90
				4730	Printer Misc,Parts,Supplies,Consumable	371.15
	542	Natural Resources, Dept Of	510		Sum:	747,652.25

Month	Department	Department Name	Object Class	Object	Object Name	Posting Am
May	543	Natural Resources, Dept Of	510	3810	Desktop HW Purchase or Lease-Non Inventory	1,125.00
	543	Natural Resources, Dept Of	510		Sum:	1,125.00

Month	Department	Department Name	Object Class	Object	Object Name	Posting Am
August	547	Parole Board	418	4181	IT Professional Services	6,700.00
September				4181	IT Professional Services	3,350.00
October				4181	IT Professional Services	3,350.00
December				4181	IT Professional Services	53,635.60
February				4181	IT Professional Services	6,700.00
March				4181	IT Professional Services	3,350.00
April				4181	IT Professional Services	3,350.00
May				4181	IT Professional Services	3,350.00
June				4181	IT Professional Services	3,400.00
July (H/O)				4181	IT Professional Services	33,751.96

Report ID: TGB
Source: I/3 Finance
Budget FY: 2015

STATE OF IOWA
EXPENDITURES FOR OBJECT CLASSES 418 AND 510

Page: 145 of 194
Run Date: 09/23/2015
Run Time: 04:00:08 AM

Month	Department	Department Name	Object Class	Object	Object Name	Posting Am
August (H/O)	547	Parole Board	418	4181	IT Professional Services	13,027.08
	547	Parole Board	418		Sum:	133,964.64

Month	Department	Department Name	Object Class	Object	Object Name	Posting Am
August	547	Parole Board	510	3820	Desktop SW Purchase or License	1,200.00
October				4740	Printer HW Maintenance,Consumable	212.39
December				4740	Printer HW Maintenance,Consumable	134.72
April				4740	Printer HW Maintenance,Consumable	295.95
June				4740	Printer HW Maintenance,Consumable	41.45
July (H/O)				3810	Desktop HW Purchase or Lease-Non Inventory	16,157.43
				3830	Desktop Misc,Parts,Supplies,Consumable	661.96
	547	Parole Board	510		Sum:	18,703.90

Month	Department	Department Name	Object Class	Object	Object Name	Posting Am
July	553	IPERS	418	4181	IT Professional Services	550,000.00
August				4181	IT Professional Services	584.17
September				4181	IT Professional Services	820.72
				4184	IT Technical Consultants	289.00
October				4181	IT Professional Services	584.17
November				4181	IT Professional Services	565,470.17
December				4181	IT Professional Services	3,744.95
January				4181	IT Professional Services	694.07
February				4181	IT Professional Services	23,494.07
March				4181	IT Professional Services	803.97
April				4181	IT Professional Services	584.17

Report ID: TGB
Source: I/3 Finance
Budget FY: 2015

STATE OF IOWA
EXPENDITURES FOR OBJECT CLASSES 418 AND 510

Page: 146 of 194
Run Date: 09/23/2015
Run Time: 04:00:08 AM

Month	Department	Department Name	Object Class	Object	Object Name	Posting Am
May	553	IPERS	418	4181	IT Professional Services	1,654.07
June				4181	IT Professional Services	83,810.32
July (H/O)				4181	IT Professional Services	5,626.90
	553	IPERS	418		Sum:	1,238,160.75

Month	Department	Department Name	Object Class	Object	Object Name	Posting Am
July	553	IPERS	510	3820	Desktop SW Purchase or License	289.10
				3830	Desktop Misc,Parts,Supplies,Consumable	1,768.08
				3850	Desktop SW Maintenance,Consumable	1,117.00
				3940	Server HW Maintenance,Consumable	9,749.40
				3950	Server SW Maintenance,Consumable	96,917.47
				4010	Network HW Purchase or Lease-Non Inventory	9,480.00
				4011	Network HW Purchase or Lease-Inventory	8,000.00
				4040	Network HW Maintenance,Consumable	10,295.20
				4740	Printer HW Maintenance,Consumable	2,999.00
August				3850	Desktop SW Maintenance,Consumable	3,419.15
				3920	Server SW Purchase or License	2,043.36
				4040	Network HW Maintenance,Consumable	10,364.20
				4710	Printer HW Purchase or Lease-Non Inventory	2,247.00
September				3830	Desktop Misc,Parts,Supplies,Consumable	114.98
				3850	Desktop SW Maintenance,Consumable	3,332.72
				3910	Server HW Purchase or Lease-Non Inventory	675.00
				3930	Server Misc,Parts,Supplies,Consumable	889.27
				3950	Server SW Maintenance,Consumable	1,268.87
				4011	Network HW Purchase or Lease-Inventory	20,374.12

Report ID: TGB
Source: I/3 Finance
Budget FY: 2015

STATE OF IOWA
EXPENDITURES FOR OBJECT CLASSES 418 AND 510

Page: 147 of 194
Run Date: 09/23/2015
Run Time: 04:00:08 AM

Month	Department	Department Name	Object Class	Object	Object Name	Posting Am
September	553	IPERS	510	4020	Network SW Purchase or License	139.98
				4030	Network Misc,Parts,Supplies,Consumable	194.87
				4040	Network HW Maintenance,Consumable	4,468.06
				4050	Network SW Maintenance,Consumable	72.00
October				3810	Desktop HW Purchase or Lease-Non Inventory	736.35
				3830	Desktop Misc,Parts,Supplies,Consumable	1,525.03
				3850	Desktop SW Maintenance,Consumable	18,788.43
				3950	Server SW Maintenance,Consumable	148,859.94
				4050	Network SW Maintenance,Consumable	630.70
November				3810	Desktop HW Purchase or Lease-Non Inventory	741.20
				3820	Desktop SW Purchase or License	774.50
				3920	Server SW Purchase or License	10,180.98
				3940	Server HW Maintenance,Consumable	(3,118.18)
				4020	Network SW Purchase or License	16,240.40
				4030	Network Misc,Parts,Supplies,Consumable	7,228.51
December				3810	Desktop HW Purchase or Lease-Non Inventory	2,722.32
				3820	Desktop SW Purchase or License	2,987.53
				3830	Desktop Misc,Parts,Supplies,Consumable	150.14
				3850	Desktop SW Maintenance,Consumable	20.02
				3911	Server HW Purchase or Lease-Inventory	134,668.10
				3920	Server SW Purchase or License	49,526.86
				3930	Server Misc,Parts,Supplies,Consumable	59,403.89
				3940	Server HW Maintenance,Consumable	42,338.94
				3950	Server SW Maintenance,Consumable	30,112.50
				4030	Network Misc,Parts,Supplies,Consumable	4,626.62

Report ID: TGB
Source: I/3 Finance
Budget FY: 2015

STATE OF IOWA
EXPENDITURES FOR OBJECT CLASSES 418 AND 510

Page: 148 of 194
Run Date: 09/23/2015
Run Time: 04:00:08 AM

Month	Department	Department Name	Object Class	Object	Object Name	Posting Am
January	553	IPERS	510	3810	Desktop HW Purchase or Lease-Non Inventory	681.55
				3830	Desktop Misc,Parts,Supplies,Consumable	1,283.50
				4050	Network SW Maintenance,Consumable	365.59
February				3820	Desktop SW Purchase or License	3,145.50
				3830	Desktop Misc,Parts,Supplies,Consumable	1,278.11
				3920	Server SW Purchase or License	4,315.49
				3950	Server SW Maintenance,Consumable	965.45
				4020	Network SW Purchase or License	(3,349.34)
March				3810	Desktop HW Purchase or Lease-Non Inventory	4,068.54
				3820	Desktop SW Purchase or License	1,759.01
				3830	Desktop Misc,Parts,Supplies,Consumable	978.00
				3840	Desktop HW Maintenance,Consumable	318.00
				3850	Desktop SW Maintenance,Consumable	514.40
				3920	Server SW Purchase or License	7,606.28
				3930	Server Misc,Parts,Supplies,Consumable	4,454.91
				3950	Server SW Maintenance,Consumable	2,228.86
				4710	Printer HW Purchase or Lease-Non Inventory	2,914.88
				4730	Printer Misc,Parts,Supplies,Consumable	16.15
				4740	Printer HW Maintenance,Consumable	205.94
April				3911	Server HW Purchase or Lease-Inventory	20,183.88
				3940	Server HW Maintenance,Consumable	2,183.99
				4011	Network HW Purchase or Lease-Inventory	43,112.87
				4050	Network SW Maintenance,Consumable	2,572.50
				4740	Printer HW Maintenance,Consumable	7,325.81
May				3810	Desktop HW Purchase or Lease-Non Inventory	684.48

Report ID: TGB
Source: I/3 Finance
Budget FY: 2015

STATE OF IOWA
EXPENDITURES FOR OBJECT CLASSES 418 AND 510

Page: 149 of 194
Run Date: 09/23/2015
Run Time: 04:00:08 AM

Month	Department	Department Name	Object Class	Object	Object Name	Posting Am
May	553	IPERS	510	3820	Desktop SW Purchase or License	8,617.34
				3830	Desktop Misc,Parts,Supplies,Consumable	364.42
				3850	Desktop SW Maintenance,Consumable	1,471.05
				3911	Server HW Purchase or Lease-Inventory	23,635.98
				3920	Server SW Purchase or License	38,399.86
				3950	Server SW Maintenance,Consumable	2,731.50
June				3810	Desktop HW Purchase or Lease-Non Inventory	720.19
				3820	Desktop SW Purchase or License	475.00
				3830	Desktop Misc,Parts,Supplies,Consumable	593.09
				3850	Desktop SW Maintenance,Consumable	6,808.05
				3911	Server HW Purchase or Lease-Inventory	14,998.00
				3920	Server SW Purchase or License	11,087.65
				3930	Server Misc,Parts,Supplies,Consumable	22,340.92
				3950	Server SW Maintenance,Consumable	319,640.64
				4010	Network HW Purchase or Lease-Non Inventory	6,094.01
				4011	Network HW Purchase or Lease-Inventory	27,597.73
				4020	Network SW Purchase or License	8,300.00
				4030	Network Misc,Parts,Supplies,Consumable	9,595.33
				4040	Network HW Maintenance,Consumable	727.11
July (H/O)				3820	Desktop SW Purchase or License	51,021.13
				3830	Desktop Misc,Parts,Supplies,Consumable	963.58
				3850	Desktop SW Maintenance,Consumable	(4,004.55)
				3911	Server HW Purchase or Lease-Inventory	13,875.00
				3920	Server SW Purchase or License	148,992.97
				3930	Server Misc,Parts,Supplies,Consumable	535.60

Report ID: TGB
Source: I/3 Finance
Budget FY: 2015

STATE OF IOWA
EXPENDITURES FOR OBJECT CLASSES 418 AND 510

Page: 150 of 194
Run Date: 09/23/2015
Run Time: 04:00:08 AM

Month	Department	Department Name	Object Class	Object	Object Name	Posting Am
July (H/O)	553	IPERS	510	3950	Server SW Maintenance,Consumable	(316,370.64)
				4030	Network Misc,Parts,Supplies,Consumable	7,100.00
				4040	Network HW Maintenance,Consumable	2,230.00
August (H/O)				3850	Desktop SW Maintenance,Consumable	1,374.00
				3920	Server SW Purchase or License	6,300.00
				3930	Server Misc,Parts,Supplies,Consumable	1,866.10
				4011	Network HW Purchase or Lease-Inventory	(15,598.73)
				4030	Network Misc,Parts,Supplies,Consumable	15,598.73
	553	IPERS	510		Sum:	1,247,259.02

Month	Department	Department Name	Object Class	Object	Object Name	Posting Am
June	572	Public Employment Relations	418	4181	IT Professional Services	3,400.00
	572	Public Employment Relations	418		Sum:	3,400.00

Month	Department	Department Name	Object Class	Object	Object Name	Posting Am
September	572	Public Employment Relations	510	3810	Desktop HW Purchase or Lease-Non Inventory	689.62
January				3820	Desktop SW Purchase or License	127.05
May				3830	Desktop Misc,Parts,Supplies,Consumable	374.52
June				3820	Desktop SW Purchase or License	39.95
August (H/O)				3830	Desktop Misc,Parts,Supplies,Consumable	304.00
	572	Public Employment Relations	510		Sum:	1,535.14

Month	Department	Department Name	Object Class	Object	Object Name	Posting Am
January	582	Public Defense, Dept Of	418	4181	IT Professional Services	3,500.00

Report ID: TGB
Source: I/3 Finance
Budget FY: 2015

STATE OF IOWA
EXPENDITURES FOR OBJECT CLASSES 418 AND 510

Page: 151 of 194
Run Date: 09/23/2015
Run Time: 04:00:08 AM

Month	Department	Department Name	Object Class	Object	Object Name	Posting Am
	582	Public Defense, Dept Of	418		Sum:	3,500.00

Month	Department	Department Name	Object Class	Object	Object Name	Posting Am
July	582	Public Defense, Dept Of	510	3820	Desktop SW Purchase or License	12,822.26
				3920	Server SW Purchase or License	1,288.00
				4020	Network SW Purchase or License	4,775.00
				4730	Printer Misc,Parts,Supplies,Consumable	2,427.00
				4750	Printer SW Maintenance,Consumable	235.55
August				3830	Desktop Misc,Parts,Supplies,Consumable	402.96
				3850	Desktop SW Maintenance,Consumable	59.00
				4030	Network Misc,Parts,Supplies,Consumable	118.02
				4711	Printer HW Purchase or Lease-Inventory	611.40
				4730	Printer Misc,Parts,Supplies,Consumable	1,269.25
September				3830	Desktop Misc,Parts,Supplies,Consumable	6,560.86
				3911	Server HW Purchase or Lease-Inventory	186.53
				3930	Server Misc,Parts,Supplies,Consumable	6,414.43
				4011	Network HW Purchase or Lease-Inventory	86.54
				4030	Network Misc,Parts,Supplies,Consumable	238.95
				4730	Printer Misc,Parts,Supplies,Consumable	217.20
October				3820	Desktop SW Purchase or License	1,500.00
				3850	Desktop SW Maintenance,Consumable	303.54
				3911	Server HW Purchase or Lease-Inventory	110.00
				3930	Server Misc,Parts,Supplies,Consumable	57,903.32
				3950	Server SW Maintenance,Consumable	702.07
				4030	Network Misc,Parts,Supplies,Consumable	33.68

Report ID: TGB
Source: I/3 Finance
Budget FY: 2015

STATE OF IOWA
EXPENDITURES FOR OBJECT CLASSES 418 AND 510

Page: 152 of 194
Run Date: 09/23/2015
Run Time: 04:00:08 AM

Month	Department	Department Name	Object Class	Object	Object Name	Posting Am
November	582	Public Defense, Dept Of	510	3811	Desktop HW Purchase or Lease-Inventory	129.99
				3850	Desktop SW Maintenance,Consumable	9,247.58
				3930	Server Misc,Parts,Supplies,Consumable	8,317.75
				3940	Server HW Maintenance,Consumable	2,376.00
				3950	Server SW Maintenance,Consumable	805.00
				4040	Network HW Maintenance,Consumable	2,991.08
				4730	Printer Misc,Parts,Supplies,Consumable	63.00
December				3820	Desktop SW Purchase or License	654.06
				3830	Desktop Misc,Parts,Supplies,Consumable	59.99
				3850	Desktop SW Maintenance,Consumable	75.00
				3920	Server SW Purchase or License	1,312.49
				3930	Server Misc,Parts,Supplies,Consumable	7,282.82
				3940	Server HW Maintenance,Consumable	705.00
				3950	Server SW Maintenance,Consumable	3,375.14
				4040	Network HW Maintenance,Consumable	(517.57)
				4730	Printer Misc,Parts,Supplies,Consumable	1,020.82
				4750	Printer SW Maintenance,Consumable	55.00
January				3820	Desktop SW Purchase or License	3,883.20
				3830	Desktop Misc,Parts,Supplies,Consumable	12.97
				3911	Server HW Purchase or Lease-Inventory	3,825.00
				3930	Server Misc,Parts,Supplies,Consumable	3,902.62
				4711	Printer HW Purchase or Lease-Inventory	470.00
				4730	Printer Misc,Parts,Supplies,Consumable	129.50
				4740	Printer HW Maintenance,Consumable	452.50
February				3820	Desktop SW Purchase or License	987.00

Report ID: TGB
Source: I/3 Finance
Budget FY: 2015

STATE OF IOWA
EXPENDITURES FOR OBJECT CLASSES 418 AND 510

Page: 153 of 194
Run Date: 09/23/2015
Run Time: 04:00:08 AM

Month	Department	Department Name	Object Class	Object	Object Name	Posting Am
February	582	Public Defense, Dept Of	510	3830	Desktop Misc,Parts,Supplies,Consumable	531.07
				3920	Server SW Purchase or License	220.00
				4011	Network HW Purchase or Lease-Inventory	299.64
March				3811	Desktop HW Purchase or Lease-Inventory	3,233.68
				3830	Desktop Misc,Parts,Supplies,Consumable	29.85
				3850	Desktop SW Maintenance,Consumable	2,085.00
				3920	Server SW Purchase or License	110.56
				3930	Server Misc,Parts,Supplies,Consumable	799.00
				3950	Server SW Maintenance,Consumable	99.00
April				3820	Desktop SW Purchase or License	1,145.00
				3830	Desktop Misc,Parts,Supplies,Consumable	288.00
				3911	Server HW Purchase or Lease-Inventory	(2,563.75)
				3920	Server SW Purchase or License	5,237.61
				3930	Server Misc,Parts,Supplies,Consumable	3,908.62
				3950	Server SW Maintenance,Consumable	5,394.42
				4020	Network SW Purchase or License	3,834.45
				4711	Printer HW Purchase or Lease-Inventory	542.00
				4730	Printer Misc,Parts,Supplies,Consumable	34.50
				4740	Printer HW Maintenance,Consumable	185.00
May				3820	Desktop SW Purchase or License	315.00
				3830	Desktop Misc,Parts,Supplies,Consumable	181.86
				3920	Server SW Purchase or License	(480.07)
				3940	Server HW Maintenance,Consumable	106.00
				4010	Network HW Purchase or Lease-Non Inventory	1,157.56
				4730	Printer Misc,Parts,Supplies,Consumable	75.50

Report ID: TGB
Source: I/3 Finance
Budget FY: 2015

STATE OF IOWA
EXPENDITURES FOR OBJECT CLASSES 418 AND 510

Page: 154 of 194
Run Date: 09/23/2015
Run Time: 04:00:08 AM

Month	Department	Department Name	Object Class	Object	Object Name	Posting Am
June	582	Public Defense, Dept Of	510	3811	Desktop HW Purchase or Lease-Inventory	192.00
				3820	Desktop SW Purchase or License	4,187.50
				3830	Desktop Misc,Parts,Supplies,Consumable	122.82
				3850	Desktop SW Maintenance,Consumable	445.00
				3911	Server HW Purchase or Lease-Inventory	704.54
				3920	Server SW Purchase or License	69.99
				4010	Network HW Purchase or Lease-Non Inventory	813.78
				4030	Network Misc,Parts,Supplies,Consumable	455.00
July (H/O)				3811	Desktop HW Purchase or Lease-Inventory	1,428.34
				3820	Desktop SW Purchase or License	(3,140.62)
				3950	Server SW Maintenance,Consumable	259.00
August (H/O)				4010	Network HW Purchase or Lease-Non Inventory	577.30
September (H/O)				3810	Desktop HW Purchase or Lease-Non Inventory	109.98
				3950	Server SW Maintenance,Consumable	(259.00)
	582	Public Defense, Dept Of	510		Sum:	182,616.63

Month	Department	Department Name	Object Class	Object	Object Name	Posting Am
February	583	Dept of Homeland Security and Emergency I	418	4181	IT Professional Services	327.00
	583	Dept of Homeland Security and Emergenc	418		Sum:	327.00

Month	Department	Department Name	Object Class	Object	Object Name	Posting Am
August	583	Dept of Homeland Security and Emergency I	510	3810	Desktop HW Purchase or Lease-Non Inventory	5,660.01
				3910	Server HW Purchase or Lease-Non Inventory	1,359.20
September				3810	Desktop HW Purchase or Lease-Non Inventory	5,578.24
				3820	Desktop SW Purchase or License	3,727.31

Report ID: TGB
Source: I/3 Finance
Budget FY: 2015

STATE OF IOWA
EXPENDITURES FOR OBJECT CLASSES 418 AND 510

Page: 155 of 194
Run Date: 09/23/2015
Run Time: 04:00:08 AM

Month	Department	Department Name	Object Class	Object	Object Name	Posting Am
September	583	Dept of Homeland Security and Emergency I	510	3920	Server SW Purchase or License	18,960.00
				4710	Printer HW Purchase or Lease-Non Inventory	267.12
October				3820	Desktop SW Purchase or License	40.99
				3950	Server SW Maintenance,Consumable	20,452.68
November				3820	Desktop SW Purchase or License	40.99
				3920	Server SW Purchase or License	81,750.00
				3950	Server SW Maintenance,Consumable	30,094.25
December				3810	Desktop HW Purchase or Lease-Non Inventory	152.00
				3820	Desktop SW Purchase or License	75.99
				3940	Server HW Maintenance,Consumable	1,540.00
				4040	Network HW Maintenance,Consumable	517.57
January				3820	Desktop SW Purchase or License	1,896.00
				3920	Server SW Purchase or License	12,500.00
				4010	Network HW Purchase or Lease-Non Inventory	3,466.42
February				3820	Desktop SW Purchase or License	40.99
				3950	Server SW Maintenance,Consumable	11,870.00
March				3810	Desktop HW Purchase or Lease-Non Inventory	1,321.93
				3920	Server SW Purchase or License	40,000.00
				4710	Printer HW Purchase or Lease-Non Inventory	637.00
April				3910	Server HW Purchase or Lease-Non Inventory	1,117.49
				3911	Server HW Purchase or Lease-Inventory	13,642.69
				3950	Server SW Maintenance,Consumable	15,152.63
				4010	Network HW Purchase or Lease-Non Inventory	17,191.50
				4020	Network SW Purchase or License	245.00
May				3920	Server SW Purchase or License	570.06

Report ID: TGB
Source: I/3 Finance
Budget FY: 2015

STATE OF IOWA
EXPENDITURES FOR OBJECT CLASSES 418 AND 510

Page: 156 of 194
Run Date: 09/23/2015
Run Time: 04:00:08 AM

Month	Department	Department Name	Object Class	Object	Object Name	Posting Am
May	583	Dept of Homeland Security and Emergency	510	4030	Network Misc,Parts,Supplies,Consumable	220.00
June				3810	Desktop HW Purchase or Lease-Non Inventory	32.95
				3920	Server SW Purchase or License	8,894.44
				3950	Server SW Maintenance,Consumable	3,816.78
July (H/O)				3810	Desktop HW Purchase or Lease-Non Inventory	1,334.66
				3820	Desktop SW Purchase or License	3,140.62
				3950	Server SW Maintenance,Consumable	12,110.00
August (H/O)				3910	Server HW Purchase or Lease-Non Inventory	1,675.00
	583	Dept of Homeland Security and Emergenc	510		Sum:	321,092.51

Month	Department	Department Name	Object Class	Object	Object Name	Posting Am
July	588	Public Health, Dept Of	418	4181	IT Professional Services	19,125.00
				4184	IT Technical Consultants	833.63
August				4181	IT Professional Services	79,535.00
				4184	IT Technical Consultants	62,593.78
September				4181	IT Professional Services	139,721.60
				4184	IT Technical Consultants	77,276.71
October				4181	IT Professional Services	76,590.50
November				4181	IT Professional Services	338,146.58
				4184	IT Technical Consultants	139,342.35
December				4181	IT Professional Services	270,270.36
				4184	IT Technical Consultants	69,829.88
January				4181	IT Professional Services	387,828.99
				4184	IT Technical Consultants	85,622.84
February				4181	IT Professional Services	242,879.85

Report ID: TGB
Source: I/3 Finance
Budget FY: 2015

STATE OF IOWA
EXPENDITURES FOR OBJECT CLASSES 418 AND 510

Page: 157 of 194
Run Date: 09/23/2015
Run Time: 04:00:08 AM

Month	Department	Department Name	Object Class	Object	Object Name	Posting Am
February	588	Public Health, Dept Of	418	4184	IT Technical Consultants	7,652.48
March				4181	IT Professional Services	91,885.45
				4184	IT Technical Consultants	117,281.51
April				4181	IT Professional Services	542,911.32
				4184	IT Technical Consultants	95,456.30
May				4181	IT Professional Services	240,300.68
				4184	IT Technical Consultants	105,829.55
June				4181	IT Professional Services	417,486.36
				4184	IT Technical Consultants	147,200.65
July (H/O)				4181	IT Professional Services	567,303.50
				4184	IT Technical Consultants	163,389.54
August (H/O)				4181	IT Professional Services	223,912.91
				4184	IT Technical Consultants	172,252.05
September (H/O)				4181	IT Professional Services	384.00
	588	Public Health, Dept Of	418		Sum:	4,882,843.37

Month	Department	Department Name	Object Class	Object	Object Name	Posting Am
July	588	Public Health, Dept Of	510	3810	Desktop HW Purchase or Lease-Non Inventory	103,716.76
				3820	Desktop SW Purchase or License	105,148.87
				3830	Desktop Misc,Parts,Supplies,Consumable	6,118.20
				3920	Server SW Purchase or License	46,470.64
				3930	Server Misc,Parts,Supplies,Consumable	87.87
				3950	Server SW Maintenance,Consumable	11,950.00
August				3810	Desktop HW Purchase or Lease-Non Inventory	22,773.94
				3820	Desktop SW Purchase or License	49,787.05

Report ID: TGB
Source: I/3 Finance
Budget FY: 2015

STATE OF IOWA
EXPENDITURES FOR OBJECT CLASSES 418 AND 510

Page: 158 of 194
Run Date: 09/23/2015
Run Time: 04:00:08 AM

Month	Department	Department Name	Object Class	Object	Object Name	Posting Am
August	588	Public Health, Dept Of	510	3850	Desktop SW Maintenance,Consumable	413.50
				3930	Server Misc,Parts,Supplies,Consumable	7,200.00
				3950	Server SW Maintenance,Consumable	3,500.00
				4020	Network SW Purchase or License	34,238.00
				4730	Printer Misc,Parts,Supplies,Consumable	279.52
September				3810	Desktop HW Purchase or Lease-Non Inventory	14,012.85
				3820	Desktop SW Purchase or License	7,925.14
				3830	Desktop Misc,Parts,Supplies,Consumable	2,501.42
				3840	Desktop HW Maintenance,Consumable	1,675.00
				3920	Server SW Purchase or License	159,916.50
				3930	Server Misc,Parts,Supplies,Consumable	5,400.00
				3950	Server SW Maintenance,Consumable	7,100.00
				4020	Network SW Purchase or License	16,686.90
				4710	Printer HW Purchase or Lease-Non Inventory	712.33
				4730	Printer Misc,Parts,Supplies,Consumable	900.46
				4740	Printer HW Maintenance,Consumable	183.20
October				3810	Desktop HW Purchase or Lease-Non Inventory	11,110.00
				3820	Desktop SW Purchase or License	8,460.66
				3830	Desktop Misc,Parts,Supplies,Consumable	969.36
				3850	Desktop SW Maintenance,Consumable	360.00
				3910	Server HW Purchase or Lease-Non Inventory	395.00
				3920	Server SW Purchase or License	13,596.96
				3930	Server Misc,Parts,Supplies,Consumable	219.28
				3950	Server SW Maintenance,Consumable	27,415.50
				4730	Printer Misc,Parts,Supplies,Consumable	786.00

Report ID: TGB
Source: I/3 Finance
Budget FY: 2015

STATE OF IOWA
EXPENDITURES FOR OBJECT CLASSES 418 AND 510

Page: 159 of 194
Run Date: 09/23/2015
Run Time: 04:00:08 AM

Month	Department	Department Name	Object Class	Object	Object Name	Posting Am
October	588	Public Health, Dept Of	510	4740	Printer HW Maintenance,Consumable	516.87
November				3810	Desktop HW Purchase or Lease-Non Inventory	16,320.13
				3820	Desktop SW Purchase or License	1,543.16
				3830	Desktop Misc,Parts,Supplies,Consumable	3,972.03
				3850	Desktop SW Maintenance,Consumable	738.95
				3920	Server SW Purchase or License	3,750.00
				3930	Server Misc,Parts,Supplies,Consumable	7,200.00
				3950	Server SW Maintenance,Consumable	22,812.74
				4730	Printer Misc,Parts,Supplies,Consumable	887.00
December				3810	Desktop HW Purchase or Lease-Non Inventory	25,428.39
				3820	Desktop SW Purchase or License	1,652.38
				3830	Desktop Misc,Parts,Supplies,Consumable	26,913.80
				3850	Desktop SW Maintenance,Consumable	1,133.00
				3930	Server Misc,Parts,Supplies,Consumable	6,296.00
				3950	Server SW Maintenance,Consumable	17,973.59
				4730	Printer Misc,Parts,Supplies,Consumable	322.47
January				3810	Desktop HW Purchase or Lease-Non Inventory	8,378.35
				3820	Desktop SW Purchase or License	5,081.11
				3830	Desktop Misc,Parts,Supplies,Consumable	226.43
				3910	Server HW Purchase or Lease-Non Inventory	9,565.00
				3920	Server SW Purchase or License	23,589.56
				3930	Server Misc,Parts,Supplies,Consumable	5,400.00
				3950	Server SW Maintenance,Consumable	3,500.00
				4710	Printer HW Purchase or Lease-Non Inventory	911.33
				4730	Printer Misc,Parts,Supplies,Consumable	7.99

Report ID: TGB
Source: I/3 Finance
Budget FY: 2015

STATE OF IOWA
EXPENDITURES FOR OBJECT CLASSES 418 AND 510

Page: 160 of 194
Run Date: 09/23/2015
Run Time: 04:00:08 AM

Month	Department	Department Name	Object Class	Object	Object Name	Posting Am
January	588	Public Health, Dept Of	510	4740	Printer HW Maintenance,Consumable	835.87
February				3810	Desktop HW Purchase or Lease-Non Inventory	2,192.00
				3820	Desktop SW Purchase or License	4,239.79
				3830	Desktop Misc,Parts,Supplies,Consumable	369.59
				3920	Server SW Purchase or License	3,870.00
				3930	Server Misc,Parts,Supplies,Consumable	62.00
				3950	Server SW Maintenance,Consumable	8,500.00
				4710	Printer HW Purchase or Lease-Non Inventory	180.00
March				3810	Desktop HW Purchase or Lease-Non Inventory	8,051.08
				3820	Desktop SW Purchase or License	34,499.64
				3830	Desktop Misc,Parts,Supplies,Consumable	2,862.15
				3850	Desktop SW Maintenance,Consumable	347.25
				3920	Server SW Purchase or License	2,269.99
				3930	Server Misc,Parts,Supplies,Consumable	207.90
				3950	Server SW Maintenance,Consumable	(1,500.00)
				4020	Network SW Purchase or License	32,385.00
				4030	Network Misc,Parts,Supplies,Consumable	7,815.76
April				3810	Desktop HW Purchase or Lease-Non Inventory	14,718.35
				3820	Desktop SW Purchase or License	3,694.10
				3830	Desktop Misc,Parts,Supplies,Consumable	2,383.57
				3920	Server SW Purchase or License	1,047.00
				3930	Server Misc,Parts,Supplies,Consumable	12,600.00
				3940	Server HW Maintenance,Consumable	20,906.00
				4710	Printer HW Purchase or Lease-Non Inventory	1,844.00
				4730	Printer Misc,Parts,Supplies,Consumable	447.00

Report ID: TGB
Source: I/3 Finance
Budget FY: 2015

STATE OF IOWA
EXPENDITURES FOR OBJECT CLASSES 418 AND 510

Page: 161 of 194
Run Date: 09/23/2015
Run Time: 04:00:08 AM

Month	Department	Department Name	Object Class	Object	Object Name	Posting Am
April	588	Public Health, Dept Of	510	4740	Printer HW Maintenance,Consumable	635.59
May				3810	Desktop HW Purchase or Lease-Non Inventory	43,446.61
				3820	Desktop SW Purchase or License	26,923.40
				3830	Desktop Misc,Parts,Supplies,Consumable	333.87
				3850	Desktop SW Maintenance,Consumable	36.40
				3920	Server SW Purchase or License	11,704.70
				3940	Server HW Maintenance,Consumable	360.00
				3950	Server SW Maintenance,Consumable	18,950.00
				4030	Network Misc,Parts,Supplies,Consumable	1,240.00
				4710	Printer HW Purchase or Lease-Non Inventory	299.99
				4740	Printer HW Maintenance,Consumable	730.00
June				3810	Desktop HW Purchase or Lease-Non Inventory	69,413.80
				3820	Desktop SW Purchase or License	1,128.36
				3830	Desktop Misc,Parts,Supplies,Consumable	80,804.15
				3850	Desktop SW Maintenance,Consumable	32.85
				3910	Server HW Purchase or Lease-Non Inventory	4,226.70
				3920	Server SW Purchase or License	44,624.57
				3930	Server Misc,Parts,Supplies,Consumable	173.33
				3950	Server SW Maintenance,Consumable	7,376.80
				4030	Network Misc,Parts,Supplies,Consumable	3,908.40
				4710	Printer HW Purchase or Lease-Non Inventory	(599.98)
				4730	Printer Misc,Parts,Supplies,Consumable	761.00
				4740	Printer HW Maintenance,Consumable	341.06
July (H/O)				3810	Desktop HW Purchase or Lease-Non Inventory	5,299.00
				3820	Desktop SW Purchase or License	(5,888.42)

Report ID: TGB
Source: I/3 Finance
Budget FY: 2015

STATE OF IOWA
EXPENDITURES FOR OBJECT CLASSES 418 AND 510

Page: 162 of 194
Run Date: 09/23/2015
Run Time: 04:00:08 AM

Month	Department	Department Name	Object Class	Object	Object Name	Posting Am
July (H/O)	588	Public Health, Dept Of	510	3830	Desktop Misc,Parts,Supplies,Consumable	465.74
				3920	Server SW Purchase or License	(9,711.22)
				3940	Server HW Maintenance,Consumable	876.00
				3950	Server SW Maintenance,Consumable	(11,950.00)
				4711	Printer HW Purchase or Lease-Inventory	246.59
				4740	Printer HW Maintenance,Consumable	136.14
August (H/O)				3810	Desktop HW Purchase or Lease-Non Inventory	28,627.04
				3830	Desktop Misc,Parts,Supplies,Consumable	890.65
				3920	Server SW Purchase or License	(5,640.33)
				3930	Server Misc,Parts,Supplies,Consumable	7,200.00
				4030	Network Misc,Parts,Supplies,Consumable	3,570.00
	588	Public Health, Dept Of	510		Sum:	1,361,932.02

Month	Department	Department Name	Object Class	Object	Object Name	Posting Am
January	592	Public Information Board	510	3820	Desktop SW Purchase or License	339.15
	592	Public Information Board	510		Sum:	339.15

Month	Department	Department Name	Object Class	Object	Object Name	Posting Am
August	595	Public Safety, Dept Of	418	4181	IT Professional Services	1,660.00
September				4181	IT Professional Services	22,690.00
October				4181	IT Professional Services	150.00
December				4181	IT Professional Services	70,550.00
January				4181	IT Professional Services	76,926.00
February				4181	IT Professional Services	73,525.00

Report ID: TGB
Source: I/3 Finance
Budget FY: 2015

STATE OF IOWA
EXPENDITURES FOR OBJECT CLASSES 418 AND 510

Page: 163 of 194
Run Date: 09/23/2015
Run Time: 04:00:08 AM

Month	Department	Department Name	Object Class	Object	Object Name	Posting Am
March	595	Public Safety, Dept Of	418	4181	IT Professional Services	11,400.00
April				4181	IT Professional Services	19,874.97
June				4181	IT Professional Services	46,264.77
July (H/O)				4181	IT Professional Services	12,825.00
August (H/O)				4181	IT Professional Services	40,840.00
	595	Public Safety, Dept Of	418		Sum:	376,705.74

Month	Department	Department Name	Object Class	Object	Object Name	Posting Am
July	595	Public Safety, Dept Of	510	3820	Desktop SW Purchase or License	3,596.00
				3830	Desktop Misc,Parts,Supplies,Consumable	29,997.00
				3950	Server SW Maintenance,Consumable	23,577.75
August				3810	Desktop HW Purchase or Lease-Non Inventory	848.43
				3820	Desktop SW Purchase or License	1,439.00
				3830	Desktop Misc,Parts,Supplies,Consumable	4,822.98
				3850	Desktop SW Maintenance,Consumable	23,337.60
				3911	Server HW Purchase or Lease-Inventory	12,251.64
				3930	Server Misc,Parts,Supplies,Consumable	35.99
				3940	Server HW Maintenance,Consumable	24,415.60
				3950	Server SW Maintenance,Consumable	219,168.29
				4710	Printer HW Purchase or Lease-Non Inventory	1,494.50
				4730	Printer Misc,Parts,Supplies,Consumable	76.26
September				3810	Desktop HW Purchase or Lease-Non Inventory	6,735.20
				3820	Desktop SW Purchase or License	65,069.12
				3830	Desktop Misc,Parts,Supplies,Consumable	2,126.99
				3840	Desktop HW Maintenance,Consumable	1,551.00

Report ID: TGB
Source: I/3 Finance
Budget FY: 2015

STATE OF IOWA
EXPENDITURES FOR OBJECT CLASSES 418 AND 510

Page: 164 of 194
Run Date: 09/23/2015
Run Time: 04:00:08 AM

Month	Department	Department Name	Object Class	Object	Object Name	Posting Am
September	595	Public Safety, Dept Of	510	3850	Desktop SW Maintenance,Consumable	6,242.12
				3911	Server HW Purchase or Lease-Inventory	172,484.92
				3920	Server SW Purchase or License	135,505.46
				3930	Server Misc,Parts,Supplies,Consumable	18,952.12
				3940	Server HW Maintenance,Consumable	80,750.74
				3950	Server SW Maintenance,Consumable	41,874.86
				4030	Network Misc,Parts,Supplies,Consumable	13,073.59
				4050	Network SW Maintenance,Consumable	4,407.59
				4710	Printer HW Purchase or Lease-Non Inventory	2,159.32
				4730	Printer Misc,Parts,Supplies,Consumable	294.89
				4740	Printer HW Maintenance,Consumable	95.00
October				3810	Desktop HW Purchase or Lease-Non Inventory	26,034.41
				3820	Desktop SW Purchase or License	2,209.34
				3830	Desktop Misc,Parts,Supplies,Consumable	114,564.60
				3840	Desktop HW Maintenance,Consumable	2,107.34
				3910	Server HW Purchase or Lease-Non Inventory	4,607.86
				3930	Server Misc,Parts,Supplies,Consumable	14,447.04
				3950	Server SW Maintenance,Consumable	62,009.85
				4010	Network HW Purchase or Lease-Non Inventory	1,822.66
				4030	Network Misc,Parts,Supplies,Consumable	410.39
				4710	Printer HW Purchase or Lease-Non Inventory	6,714.08
				4730	Printer Misc,Parts,Supplies,Consumable	238.63
November				3810	Desktop HW Purchase or Lease-Non Inventory	22,863.61
				3820	Desktop SW Purchase or License	9,777.64
				3830	Desktop Misc,Parts,Supplies,Consumable	7,126.80

Report ID: TGB
Source: I/3 Finance
Budget FY: 2015

STATE OF IOWA
EXPENDITURES FOR OBJECT CLASSES 418 AND 510

Page: 165 of 194
Run Date: 09/23/2015
Run Time: 04:00:08 AM

Month	Department	Department Name	Object Class	Object	Object Name	Posting Am
November	595	Public Safety, Dept Of	510	3840	Desktop HW Maintenance,Consumable	1,584.80
				3850	Desktop SW Maintenance,Consumable	2,728.06
				3911	Server HW Purchase or Lease-Inventory	(535.54)
				3920	Server SW Purchase or License	(115.50)
				3930	Server Misc,Parts,Supplies,Consumable	3,028.35
				3940	Server HW Maintenance,Consumable	5,940.96
				3950	Server SW Maintenance,Consumable	27,232.55
				4020	Network SW Purchase or License	97.50
				4710	Printer HW Purchase or Lease-Non Inventory	1,757.75
December				3810	Desktop HW Purchase or Lease-Non Inventory	5,795.41
				3820	Desktop SW Purchase or License	7,780.33
				3830	Desktop Misc,Parts,Supplies,Consumable	31,942.38
				3840	Desktop HW Maintenance,Consumable	187.20
				3910	Server HW Purchase or Lease-Non Inventory	2,461.56
				3920	Server SW Purchase or License	987.50
				3930	Server Misc,Parts,Supplies,Consumable	25.44
				3940	Server HW Maintenance,Consumable	36,305.76
				3950	Server SW Maintenance,Consumable	30,628.90
				4030	Network Misc,Parts,Supplies,Consumable	378.80
				4040	Network HW Maintenance,Consumable	58,359.49
				4710	Printer HW Purchase or Lease-Non Inventory	1,490.77
				4730	Printer Misc,Parts,Supplies,Consumable	627.34
				4740	Printer HW Maintenance,Consumable	231.20
January				3810	Desktop HW Purchase or Lease-Non Inventory	13,996.11
				3820	Desktop SW Purchase or License	2,579.75

Report ID: TGB
Source: I/3 Finance
Budget FY: 2015

STATE OF IOWA
EXPENDITURES FOR OBJECT CLASSES 418 AND 510

Page: 166 of 194
Run Date: 09/23/2015
Run Time: 04:00:08 AM

Month	Department	Department Name	Object Class	Object	Object Name	Posting Am
January	595	Public Safety, Dept Of	510	3830	Desktop Misc,Parts,Supplies,Consumable	10,497.39
				3840	Desktop HW Maintenance,Consumable	1,643.20
				3850	Desktop SW Maintenance,Consumable	25,090.99
				3920	Server SW Purchase or License	47.25
				3950	Server SW Maintenance,Consumable	12,624.10
				4010	Network HW Purchase or Lease-Non Inventory	386.75
				4011	Network HW Purchase or Lease-Inventory	66,780.00
				4030	Network Misc,Parts,Supplies,Consumable	1,116.00
				4040	Network HW Maintenance,Consumable	5,177.92
				4710	Printer HW Purchase or Lease-Non Inventory	1,188.99
				4730	Printer Misc,Parts,Supplies,Consumable	1,134.00
February				3810	Desktop HW Purchase or Lease-Non Inventory	6,040.69
				3820	Desktop SW Purchase or License	22,317.10
				3830	Desktop Misc,Parts,Supplies,Consumable	71,353.00
				3840	Desktop HW Maintenance,Consumable	174.53
				3850	Desktop SW Maintenance,Consumable	530.70
				3920	Server SW Purchase or License	(987.50)
				3940	Server HW Maintenance,Consumable	6,583.24
				3950	Server SW Maintenance,Consumable	16,170.93
				4010	Network HW Purchase or Lease-Non Inventory	(3,818.22)
				4710	Printer HW Purchase or Lease-Non Inventory	983.50
				4730	Printer Misc,Parts,Supplies,Consumable	719.95
March				3810	Desktop HW Purchase or Lease-Non Inventory	6,866.57
				3820	Desktop SW Purchase or License	54,837.87
				3830	Desktop Misc,Parts,Supplies,Consumable	4,766.01

Report ID: TGB
Source: I/3 Finance
Budget FY: 2015

STATE OF IOWA
EXPENDITURES FOR OBJECT CLASSES 418 AND 510

Page: 167 of 194
Run Date: 09/23/2015
Run Time: 04:00:08 AM

Month	Department	Department Name	Object Class	Object	Object Name	Posting Am
March	595	Public Safety, Dept Of	510	3840	Desktop HW Maintenance,Consumable	1,517.88
				3850	Desktop SW Maintenance,Consumable	9,705.60
				3920	Server SW Purchase or License	15.75
				3930	Server Misc,Parts,Supplies,Consumable	2,177.60
				3940	Server HW Maintenance,Consumable	1,913.64
				3950	Server SW Maintenance,Consumable	50,682.83
				4020	Network SW Purchase or License	269.97
				4030	Network Misc,Parts,Supplies,Consumable	2,973.42
				4730	Printer Misc,Parts,Supplies,Consumable	168.76
April				3810	Desktop HW Purchase or Lease-Non Inventory	8,143.59
				3820	Desktop SW Purchase or License	20,717.63
				3830	Desktop Misc,Parts,Supplies,Consumable	22,522.80
				3840	Desktop HW Maintenance,Consumable	372.59
				3850	Desktop SW Maintenance,Consumable	231,994.07
				3920	Server SW Purchase or License	4,980.75
				3940	Server HW Maintenance,Consumable	1,913.64
				3950	Server SW Maintenance,Consumable	60,199.79
				4010	Network HW Purchase or Lease-Non Inventory	11,448.42
				4020	Network SW Purchase or License	2,923.79
				4030	Network Misc,Parts,Supplies,Consumable	393.25
				4710	Printer HW Purchase or Lease-Non Inventory	129.99
				4730	Printer Misc,Parts,Supplies,Consumable	406.63
May				3810	Desktop HW Purchase or Lease-Non Inventory	7,564.62
				3820	Desktop SW Purchase or License	10,011.52
				3830	Desktop Misc,Parts,Supplies,Consumable	13,137.54

Report ID: TGB
Source: I/3 Finance
Budget FY: 2015

STATE OF IOWA
EXPENDITURES FOR OBJECT CLASSES 418 AND 510

Page: 168 of 194
Run Date: 09/23/2015
Run Time: 04:00:08 AM

Month	Department	Department Name	Object Class	Object	Object Name	Posting Am
May	595	Public Safety, Dept Of	510	3840	Desktop HW Maintenance,Consumable	669.04
				3850	Desktop SW Maintenance,Consumable	574.20
				3920	Server SW Purchase or License	75.85
				3940	Server HW Maintenance,Consumable	3,455.68
				3950	Server SW Maintenance,Consumable	40,480.00
				4010	Network HW Purchase or Lease-Non Inventory	(1,837.50)
				4011	Network HW Purchase or Lease-Inventory	20,129.40
				4020	Network SW Purchase or License	26,380.00
				4040	Network HW Maintenance,Consumable	4,167.68
				4050	Network SW Maintenance,Consumable	3,318.60
				4730	Printer Misc,Parts,Supplies,Consumable	1,165.00
June				3810	Desktop HW Purchase or Lease-Non Inventory	37,918.91
				3820	Desktop SW Purchase or License	39,173.06
				3830	Desktop Misc,Parts,Supplies,Consumable	109,239.35
				3840	Desktop HW Maintenance,Consumable	1,605.04
				3850	Desktop SW Maintenance,Consumable	9,539.10
				3910	Server HW Purchase or Lease-Non Inventory	2,510.32
				3920	Server SW Purchase or License	15,350.86
				3930	Server Misc,Parts,Supplies,Consumable	9,546.00
				3940	Server HW Maintenance,Consumable	10,193.28
				3950	Server SW Maintenance,Consumable	40,468.93
				4030	Network Misc,Parts,Supplies,Consumable	258.81
				4710	Printer HW Purchase or Lease-Non Inventory	755.26
				4730	Printer Misc,Parts,Supplies,Consumable	704.60
July (H/O)				3810	Desktop HW Purchase or Lease-Non Inventory	21,618.71

Report ID: TGB
Source: I/3 Finance
Budget FY: 2015

STATE OF IOWA
EXPENDITURES FOR OBJECT CLASSES 418 AND 510

Page: 169 of 194
Run Date: 09/23/2015
Run Time: 04:00:08 AM

Month	Department	Department Name	Object Class	Object	Object Name	Posting Am
July (H/O)	595	Public Safety, Dept Of	510	3820	Desktop SW Purchase or License	4,802.24
				3830	Desktop Misc,Parts,Supplies,Consumable	(3,524.92)
				3840	Desktop HW Maintenance,Consumable	927.12
				3850	Desktop SW Maintenance,Consumable	72.90
				3920	Server SW Purchase or License	584.98
				3930	Server Misc,Parts,Supplies,Consumable	123.37
				3950	Server SW Maintenance,Consumable	13,661.35
				4010	Network HW Purchase or Lease-Non Inventory	2,219.44
				4030	Network Misc,Parts,Supplies,Consumable	2,773.35
				4710	Printer HW Purchase or Lease-Non Inventory	2,010.67
				4730	Printer Misc,Parts,Supplies,Consumable	173.19
August (H/O)				3820	Desktop SW Purchase or License	2,087.50
				3830	Desktop Misc,Parts,Supplies,Consumable	2,876.95
				3850	Desktop SW Maintenance,Consumable	2,719.34
				3940	Server HW Maintenance,Consumable	12,313.64
				3950	Server SW Maintenance,Consumable	1,948.51
				4010	Network HW Purchase or Lease-Non Inventory	547.50
				4020	Network SW Purchase or License	(24,004.64)
				4030	Network Misc,Parts,Supplies,Consumable	199.92
				4050	Network SW Maintenance,Consumable	4,080.00
				4710	Printer HW Purchase or Lease-Non Inventory	209.98
	595	Public Safety, Dept Of	510		Sum:	2,609,588.68

Month	Department	Department Name	Object Class	Object	Object Name	Posting Am
September	615	Regents, Board Of	510	3940	Server HW Maintenance,Consumable	442.50

Report ID: TGB
Source: I/3 Finance
Budget FY: 2015

STATE OF IOWA
EXPENDITURES FOR OBJECT CLASSES 418 AND 510

Page: 170 of 194
Run Date: 09/23/2015
Run Time: 04:00:08 AM

Month	Department	Department Name	Object Class	Object	Object Name	Posting Am
October	615	Regents, Board Of	510	3820	Desktop SW Purchase or License	150.00
				3840	Desktop HW Maintenance,Consumable	4,344.00
				3940	Server HW Maintenance,Consumable	442.50
November				3810	Desktop HW Purchase or Lease-Non Inventory	2,446.07
				3940	Server HW Maintenance,Consumable	442.50
December				3940	Server HW Maintenance,Consumable	442.50
January				3810	Desktop HW Purchase or Lease-Non Inventory	2,838.15
				3840	Desktop HW Maintenance,Consumable	2,748.00
				3940	Server HW Maintenance,Consumable	442.50
February				3840	Desktop HW Maintenance,Consumable	2,822.00
				3940	Server HW Maintenance,Consumable	442.50
March				3810	Desktop HW Purchase or Lease-Non Inventory	1,467.66
				3840	Desktop HW Maintenance,Consumable	1,448.00
				3940	Server HW Maintenance,Consumable	442.50
April				3840	Desktop HW Maintenance,Consumable	10,139.75
				3940	Server HW Maintenance,Consumable	885.00
June				3811	Desktop HW Purchase or Lease-Inventory	10,643.16
				3820	Desktop SW Purchase or License	1,490.00
				3840	Desktop HW Maintenance,Consumable	3,016.00
				3940	Server HW Maintenance,Consumable	442.50
July (H/O)				3810	Desktop HW Purchase or Lease-Non Inventory	2,325.23
				3940	Server HW Maintenance,Consumable	442.50
	615	Regents, Board Of	510		Sum:	50,745.52

Month	Department	Department Name	Object Class	Object	Object Name	Posting Am
-------	------------	-----------------	--------------	--------	-------------	------------

Report ID: TGB
Source: I/3 Finance
Budget FY: 2015

STATE OF IOWA
EXPENDITURES FOR OBJECT CLASSES 418 AND 510

Page: 171 of 194
Run Date: 09/23/2015
Run Time: 04:00:08 AM

Month	Department	Department Name	Object Class	Object	Object Name	Posting Am
July	625	Revenue	418	4184	IT Technical Consultants	6,400.00
August				4181	IT Professional Services	84,858.80
				4184	IT Technical Consultants	24,000.00
September				4181	IT Professional Services	55,253.48
				4184	IT Technical Consultants	24,229.38
October				4181	IT Professional Services	76,971.44
				4184	IT Technical Consultants	32,558.51
November				4181	IT Professional Services	58,478.00
				4184	IT Technical Consultants	21,070.63
December				4181	IT Professional Services	105,354.78
				4184	IT Technical Consultants	22,142.94
January				4181	IT Professional Services	89,485.70
				4184	IT Technical Consultants	25,278.13
February				4181	IT Professional Services	99,855.38
				4184	IT Technical Consultants	16,673.31
March				4181	IT Professional Services	64,870.56
				4184	IT Technical Consultants	16,000.00
April				4181	IT Professional Services	100,863.62
				4184	IT Technical Consultants	16,000.00
May				4181	IT Professional Services	102,533.30
				4184	IT Technical Consultants	16,374.06
June				4181	IT Professional Services	109,194.44
				4184	IT Technical Consultants	16,400.00
July (H/O)				4181	IT Professional Services	162,853.50
				4184	IT Technical Consultants	10,080.00

Report ID: TGB
Source: I/3 Finance
Budget FY: 2015

STATE OF IOWA
EXPENDITURES FOR OBJECT CLASSES 418 AND 510

Page: 172 of 194
Run Date: 09/23/2015
Run Time: 04:00:08 AM

Month	Department	Department Name	Object Class	Object	Object Name	Posting Am
	625	Revenue	418			
					Sum:	1,357,779.96

Month	Department	Department Name	Object Class	Object	Object Name	Posting Am
July	625	Revenue	510	3830	Desktop Misc,Parts,Supplies,Consumable	619.87
				3850	Desktop SW Maintenance,Consumable	42,683.93
				3920	Server SW Purchase or License	21,075.02
				3940	Server HW Maintenance,Consumable	119,796.11
				3950	Server SW Maintenance,Consumable	323,819.91
				4040	Network HW Maintenance,Consumable	15,713.22
				4050	Network SW Maintenance,Consumable	865.50
August				3850	Desktop SW Maintenance,Consumable	77.42
				3940	Server HW Maintenance,Consumable	(89,961.52)
				3950	Server SW Maintenance,Consumable	(5,655.05)
September				3810	Desktop HW Purchase or Lease-Non Inventory	33.98
				3830	Desktop Misc,Parts,Supplies,Consumable	610.67
				3850	Desktop SW Maintenance,Consumable	38,860.00
				3920	Server SW Purchase or License	21,405.15
				3950	Server SW Maintenance,Consumable	63,093.35
October				3810	Desktop HW Purchase or Lease-Non Inventory	2,826.30
				3830	Desktop Misc,Parts,Supplies,Consumable	131.42
				3850	Desktop SW Maintenance,Consumable	3,720.00
				3910	Server HW Purchase or Lease-Non Inventory	9,739.30
				3920	Server SW Purchase or License	1,465.10
				3940	Server HW Maintenance,Consumable	1,230.40
				3950	Server SW Maintenance,Consumable	3,792.05

Report ID: TGB
Source: I/3 Finance
Budget FY: 2015

STATE OF IOWA
EXPENDITURES FOR OBJECT CLASSES 418 AND 510

Page: 173 of 194
Run Date: 09/23/2015
Run Time: 04:00:08 AM

Month	Department	Department Name	Object Class	Object	Object Name	Posting Am
October	625	Revenue	510	4050	Network SW Maintenance,Consumable	66.15
November				3820	Desktop SW Purchase or License	2,515.46
				3830	Desktop Misc,Parts,Supplies,Consumable	88.79
				3920	Server SW Purchase or License	10,108.78
				3950	Server SW Maintenance,Consumable	4,806.40
				4730	Printer Misc,Parts,Supplies,Consumable	470.81
December				3810	Desktop HW Purchase or Lease-Non Inventory	4,945.00
				3830	Desktop Misc,Parts,Supplies,Consumable	1,266.76
				3850	Desktop SW Maintenance,Consumable	24.28
				3920	Server SW Purchase or License	56,243.02
				3940	Server HW Maintenance,Consumable	5,758.32
				3950	Server SW Maintenance,Consumable	52,447.88
January				3810	Desktop HW Purchase or Lease-Non Inventory	2,249.99
				3830	Desktop Misc,Parts,Supplies,Consumable	137.70
				3850	Desktop SW Maintenance,Consumable	336.84
				3950	Server SW Maintenance,Consumable	21,867.40
				4710	Printer HW Purchase or Lease-Non Inventory	99.99
				4730	Printer Misc,Parts,Supplies,Consumable	14.80
February				3810	Desktop HW Purchase or Lease-Non Inventory	661.94
				3830	Desktop Misc,Parts,Supplies,Consumable	300.94
				3850	Desktop SW Maintenance,Consumable	1,810.20
				3950	Server SW Maintenance,Consumable	4,806.40
				4730	Printer Misc,Parts,Supplies,Consumable	94.98
March				3810	Desktop HW Purchase or Lease-Non Inventory	1,080.00
				3820	Desktop SW Purchase or License	717.00

Report ID: TGB
Source: I/3 Finance
Budget FY: 2015

STATE OF IOWA
EXPENDITURES FOR OBJECT CLASSES 418 AND 510

Page: 174 of 194
Run Date: 09/23/2015
Run Time: 04:00:08 AM

Month	Department	Department Name	Object Class	Object	Object Name	Posting Am
March	625	Revenue	510	3830	Desktop Misc,Parts,Supplies,Consumable	1,323.49
				3950	Server SW Maintenance,Consumable	45,424.70
				4710	Printer HW Purchase or Lease-Non Inventory	99.99
				4730	Printer Misc,Parts,Supplies,Consumable	217.46
April				3810	Desktop HW Purchase or Lease-Non Inventory	62,633.97
				3820	Desktop SW Purchase or License	339.15
				3830	Desktop Misc,Parts,Supplies,Consumable	1,354.34
				3850	Desktop SW Maintenance,Consumable	336.47
				3950	Server SW Maintenance,Consumable	62,566.15
				4050	Network SW Maintenance,Consumable	666.00
May				3820	Desktop SW Purchase or License	1,091.88
				3830	Desktop Misc,Parts,Supplies,Consumable	253.99
				3850	Desktop SW Maintenance,Consumable	7,423.88
				3950	Server SW Maintenance,Consumable	14,060.40
				4730	Printer Misc,Parts,Supplies,Consumable	75.00
June				3810	Desktop HW Purchase or Lease-Non Inventory	5,170.00
				3811	Desktop HW Purchase or Lease-Inventory	110,684.00
				3830	Desktop Misc,Parts,Supplies,Consumable	1,419.05
				3850	Desktop SW Maintenance,Consumable	37,233.33
				3920	Server SW Purchase or License	119.00
				3940	Server HW Maintenance,Consumable	114,828.29
				3950	Server SW Maintenance,Consumable	448,715.58
July (H/O)				3830	Desktop Misc,Parts,Supplies,Consumable	461.55
				3850	Desktop SW Maintenance,Consumable	(44,942.21)
				3920	Server SW Purchase or License	1,050.00

Report ID: TGB
Source: I/3 Finance
Budget FY: 2015

STATE OF IOWA
EXPENDITURES FOR OBJECT CLASSES 418 AND 510

Page: 175 of 194
Run Date: 09/23/2015
Run Time: 04:00:08 AM

Month	Department	Department Name	Object Class	Object	Object Name	Posting Am
July (H/O)	625	Revenue	510	3940	Server HW Maintenance,Consumable	(114,828.29)
				3950	Server SW Maintenance,Consumable	(298,281.60)
				4050	Network SW Maintenance,Consumable	(666.00)
	625	Revenue	510		Sum:	1,207,691.53

Month	Department	Department Name	Object Class	Object	Object Name	Posting Am
July	627	Iowa Lottery Authority	510	3820	Desktop SW Purchase or License	1,037.75
				3850	Desktop SW Maintenance,Consumable	4,303.00
August				3810	Desktop HW Purchase or Lease-Non Inventory	187.32
				3820	Desktop SW Purchase or License	10.00
				3920	Server SW Purchase or License	655.18
September				3820	Desktop SW Purchase or License	2,044.20
				4010	Network HW Purchase or Lease-Non Inventory	2,785.00
				4020	Network SW Purchase or License	995.00
				4040	Network HW Maintenance,Consumable	2,113.38
October				3810	Desktop HW Purchase or Lease-Non Inventory	129.99
				3820	Desktop SW Purchase or License	218.95
				3830	Desktop Misc,Parts,Supplies,Consumable	31.96
				3920	Server SW Purchase or License	3,652.80
				3940	Server HW Maintenance,Consumable	1,027.58
				3950	Server SW Maintenance,Consumable	198.00
				4050	Network SW Maintenance,Consumable	1,469.00
November				3810	Desktop HW Purchase or Lease-Non Inventory	129.99
				3820	Desktop SW Purchase or License	35.00
				3920	Server SW Purchase or License	6,750.00

Report ID: TGB
Source: I/3 Finance
Budget FY: 2015

STATE OF IOWA
EXPENDITURES FOR OBJECT CLASSES 418 AND 510

Page: 176 of 194
Run Date: 09/23/2015
Run Time: 04:00:08 AM

Month	Department	Department Name	Object Class	Object	Object Name	Posting Am
November	627	Iowa Lottery Authority	510	4020	Network SW Purchase or License	2,280.24
December				3810	Desktop HW Purchase or Lease-Non Inventory	511.00
				3820	Desktop SW Purchase or License	3,647.78
				3830	Desktop Misc,Parts,Supplies,Consumable	12.73
				3850	Desktop SW Maintenance,Consumable	4,519.44
				3911	Server HW Purchase or Lease-Inventory	33,728.62
				4010	Network HW Purchase or Lease-Non Inventory	8,321.44
				4020	Network SW Purchase or License	1,469.00
				4040	Network HW Maintenance,Consumable	3,550.00
January				3810	Desktop HW Purchase or Lease-Non Inventory	3,345.29
				3820	Desktop SW Purchase or License	10.00
				3830	Desktop Misc,Parts,Supplies,Consumable	248.79
				4010	Network HW Purchase or Lease-Non Inventory	4,264.01
				4020	Network SW Purchase or License	(1,309.00)
				4040	Network HW Maintenance,Consumable	6,150.00
				4711	Printer HW Purchase or Lease-Inventory	7,963.00
February				3820	Desktop SW Purchase or License	349.15
				4010	Network HW Purchase or Lease-Non Inventory	9,489.52
				4011	Network HW Purchase or Lease-Inventory	26,060.48
				4040	Network HW Maintenance,Consumable	7,952.50
				4710	Printer HW Purchase or Lease-Non Inventory	149.75
March				3810	Desktop HW Purchase or Lease-Non Inventory	6,589.14
				3820	Desktop SW Purchase or License	608.00
				3830	Desktop Misc,Parts,Supplies,Consumable	65.90
				3920	Server SW Purchase or License	13,161.90

Report ID: TGB
Source: I/3 Finance
Budget FY: 2015

STATE OF IOWA
EXPENDITURES FOR OBJECT CLASSES 418 AND 510

Page: 177 of 194
Run Date: 09/23/2015
Run Time: 04:00:08 AM

Month	Department	Department Name	Object Class	Object	Object Name	Posting Am
March	627	Iowa Lottery Authority	510	4020	Network SW Purchase or License	2,200.00
				4040	Network HW Maintenance,Consumable	618.90
				4050	Network SW Maintenance,Consumable	189.00
April				3810	Desktop HW Purchase or Lease-Non Inventory	321.57
				3820	Desktop SW Purchase or License	10.00
				4010	Network HW Purchase or Lease-Non Inventory	2,130.00
				4040	Network HW Maintenance,Consumable	13,970.80
				4710	Printer HW Purchase or Lease-Non Inventory	717.75
May				3810	Desktop HW Purchase or Lease-Non Inventory	7,039.71
				3820	Desktop SW Purchase or License	723.72
				3930	Server Misc,Parts,Supplies,Consumable	1,080.00
				4040	Network HW Maintenance,Consumable	8,957.50
				4710	Printer HW Purchase or Lease-Non Inventory	246.59
June				3820	Desktop SW Purchase or License	2,363.80
				3850	Desktop SW Maintenance,Consumable	202.50
				3920	Server SW Purchase or License	2,265.60
July (H/O)				3810	Desktop HW Purchase or Lease-Non Inventory	3,197.98
				3820	Desktop SW Purchase or License	(1,459.33)
				3830	Desktop Misc,Parts,Supplies,Consumable	686.00
				3850	Desktop SW Maintenance,Consumable	6,207.05
				4010	Network HW Purchase or Lease-Non Inventory	30.18
	627	Iowa Lottery Authority	510		Sum:	222,612.10

Month	Department	Department Name	Object Class	Object	Object Name	Posting Am
August	635	Secretary Of State	418	4181	IT Professional Services	43,085.25

Report ID: TGB
Source: I/3 Finance
Budget FY: 2015

STATE OF IOWA
EXPENDITURES FOR OBJECT CLASSES 418 AND 510

Page: 178 of 194
Run Date: 09/23/2015
Run Time: 04:00:08 AM

Month	Department	Department Name	Object Class	Object	Object Name	Posting Am
September	635	Secretary Of State	418	4181	IT Professional Services	19,251.65
October				4181	IT Professional Services	24,079.15
November				4181	IT Professional Services	31,193.70
December				4181	IT Professional Services	26,285.40
February				4181	IT Professional Services	19,151.65
March				4181	IT Professional Services	44,895.34
				4184	IT Technical Consultants	1,588.75
April				4181	IT Professional Services	1,350.00
May				4181	IT Professional Services	27,994.15
				4184	IT Technical Consultants	620.00
June				4181	IT Professional Services	60,049.65
				4184	IT Technical Consultants	1,760.00
August (H/O)				4184	IT Technical Consultants	3,639.50
	635	Secretary Of State	418		Sum:	304,944.19

Month	Department	Department Name	Object Class	Object	Object Name	Posting Am
July	635	Secretary Of State	510	3820	Desktop SW Purchase or License	898.00
				3850	Desktop SW Maintenance,Consumable	395.40
				3920	Server SW Purchase or License	2,360.00
				3930	Server Misc,Parts,Supplies,Consumable	0.51
				3950	Server SW Maintenance,Consumable	786.60
				4040	Network HW Maintenance,Consumable	5,496.70
				4710	Printer HW Purchase or Lease-Non Inventory	708.00
August				3940	Server HW Maintenance,Consumable	31,992.10
				3950	Server SW Maintenance,Consumable	10,239.75

Report ID: TGB
Source: I/3 Finance
Budget FY: 2015

STATE OF IOWA
EXPENDITURES FOR OBJECT CLASSES 418 AND 510

Page: 179 of 194
Run Date: 09/23/2015
Run Time: 04:00:08 AM

Month	Department	Department Name	Object Class	Object	Object Name	Posting Am
September	635	Secretary Of State	510	4040	Network HW Maintenance,Consumable	5,496.70
October				3810	Desktop HW Purchase or Lease-Non Inventory	359.97
				3820	Desktop SW Purchase or License	306.99
				3830	Desktop Misc,Parts,Supplies,Consumable	39.73
				3920	Server SW Purchase or License	18,845.87
				3930	Server Misc,Parts,Supplies,Consumable	1.53
				3950	Server SW Maintenance,Consumable	15,091.48
December				3820	Desktop SW Purchase or License	98.00
				3920	Server SW Purchase or License	20.00
				3930	Server Misc,Parts,Supplies,Consumable	1.02
February				3920	Server SW Purchase or License	49.00
				3950	Server SW Maintenance,Consumable	53,236.08
March				3820	Desktop SW Purchase or License	1,594.39
				3920	Server SW Purchase or License	49.00
				4020	Network SW Purchase or License	15.17
April				3920	Server SW Purchase or License	19,516.32
				3950	Server SW Maintenance,Consumable	555.74
May				3820	Desktop SW Purchase or License	243.97
				3920	Server SW Purchase or License	49.00
				4730	Printer Misc,Parts,Supplies,Consumable	330.00
June				3920	Server SW Purchase or License	64.84
				3950	Server SW Maintenance,Consumable	10,632.87
				4020	Network SW Purchase or License	104.98
July (H/O)				3810	Desktop HW Purchase or Lease-Non Inventory	16,334.64
				3820	Desktop SW Purchase or License	700.88

Report ID: TGB
Source: I/3 Finance
Budget FY: 2015

STATE OF IOWA
EXPENDITURES FOR OBJECT CLASSES 418 AND 510

Page: 180 of 194
Run Date: 09/23/2015
Run Time: 04:00:08 AM

Month	Department	Department Name	Object Class	Object	Object Name	Posting Am
July (H/O)	635	Secretary Of State	510	3830	Desktop Misc,Parts,Supplies,Consumable	9,177.18
				3920	Server SW Purchase or License	6,702.44
				4020	Network SW Purchase or License	28.45
August (H/O)				3810	Desktop HW Purchase or Lease-Non Inventory	753.99
				3820	Desktop SW Purchase or License	449.00
				3830	Desktop Misc,Parts,Supplies,Consumable	4,404.50
				3920	Server SW Purchase or License	19,853.38
				4020	Network SW Purchase or License	10.00
				4710	Printer HW Purchase or Lease-Non Inventory	11,837.76
				4740	Printer HW Maintenance,Consumable	2,239.50
	635	Secretary Of State	510		Sum:	252,071.43

Month	Department	Department Name	Object Class	Object	Object Name	Posting Am
July (H/O)	642	Gov Off.Of Drug Ctrl Policy	510	3810	Desktop HW Purchase or Lease-Non Inventory	613.23
	642	Gov Off.Of Drug Ctrl Policy	510		Sum:	613.23

Month	Department	Department Name	Object Class	Object	Object Name	Posting Am
July	645	Transportation, Dept Of	418	4181	IT Professional Services	260,479.10
August				4181	IT Professional Services	92,832.82
September				4181	IT Professional Services	128,407.65
October				4181	IT Professional Services	305,149.59
November				4181	IT Professional Services	123,837.95
December				4181	IT Professional Services	304,741.81
January				4181	IT Professional Services	119,025.28

Report ID: TGB
Source: I/3 Finance
Budget FY: 2015

STATE OF IOWA
EXPENDITURES FOR OBJECT CLASSES 418 AND 510

Page: 181 of 194
Run Date: 09/23/2015
Run Time: 04:00:08 AM

Month	Department	Department Name	Object Class	Object	Object Name	Posting Am
February	645	Transportation, Dept Of	418	4181	IT Professional Services	211,538.44
March				4181	IT Professional Services	520,678.65
April				4181	IT Professional Services	221,654.40
May				4181	IT Professional Services	86,124.01
June				4181	IT Professional Services	498,308.52
July (H/O)				4181	IT Professional Services	367,045.74
August (H/O)				4181	IT Professional Services	55,192.84
	645	Transportation, Dept Of	418		Sum:	3,295,016.80

Month	Department	Department Name	Object Class	Object	Object Name	Posting Am
July	645	Transportation, Dept Of	510	3811	Desktop HW Purchase or Lease-Inventory	163,355.96
				3820	Desktop SW Purchase or License	3,998.53
				3830	Desktop Misc,Parts,Supplies,Consumable	1,153.86
				3850	Desktop SW Maintenance,Consumable	810,145.31
				3911	Server HW Purchase or Lease-Inventory	218,263.06
				3940	Server HW Maintenance,Consumable	15,132.00
				3950	Server SW Maintenance,Consumable	280,651.40
				4011	Network HW Purchase or Lease-Inventory	41,550.97
				4030	Network Misc,Parts,Supplies,Consumable	300.00
				4040	Network HW Maintenance,Consumable	7,340.00
				4050	Network SW Maintenance,Consumable	14,607.00
				4711	Printer HW Purchase or Lease-Inventory	8,947.73
				4730	Printer Misc,Parts,Supplies,Consumable	12,646.87
				4740	Printer HW Maintenance,Consumable	9,660.00
August				3811	Desktop HW Purchase or Lease-Inventory	331,631.95

Report ID: TGB
Source: I/3 Finance
Budget FY: 2015

STATE OF IOWA
EXPENDITURES FOR OBJECT CLASSES 418 AND 510

Page: 182 of 194
Run Date: 09/23/2015
Run Time: 04:00:08 AM

Month	Department	Department Name	Object Class	Object	Object Name	Posting Am
August	645	Transportation, Dept Of	510	3820	Desktop SW Purchase or License	3,776.23
				3830	Desktop Misc,Parts,Supplies,Consumable	2,949.60
				3850	Desktop SW Maintenance,Consumable	293,455.24
				3911	Server HW Purchase or Lease-Inventory	55,700.44
				3920	Server SW Purchase or License	9,380.51
				3930	Server Misc,Parts,Supplies,Consumable	600.01
				3950	Server SW Maintenance,Consumable	137,060.93
				4011	Network HW Purchase or Lease-Inventory	239,639.46
				4040	Network HW Maintenance,Consumable	57,008.24
				4711	Printer HW Purchase or Lease-Inventory	11,209.74
				4730	Printer Misc,Parts,Supplies,Consumable	9,272.21
September				3811	Desktop HW Purchase or Lease-Inventory	346,450.24
				3820	Desktop SW Purchase or License	26,072.73
				3830	Desktop Misc,Parts,Supplies,Consumable	5,451.87
				3850	Desktop SW Maintenance,Consumable	470,683.50
				3911	Server HW Purchase or Lease-Inventory	144,470.97
				3950	Server SW Maintenance,Consumable	146,518.34
				4011	Network HW Purchase or Lease-Inventory	42,916.52
				4030	Network Misc,Parts,Supplies,Consumable	1,299.91
				4711	Printer HW Purchase or Lease-Inventory	21,478.12
				4730	Printer Misc,Parts,Supplies,Consumable	5,831.57
				4740	Printer HW Maintenance,Consumable	36,001.41
October				3811	Desktop HW Purchase or Lease-Inventory	178,586.02
				3820	Desktop SW Purchase or License	24,005.10
				3830	Desktop Misc,Parts,Supplies,Consumable	9,216.30

Report ID: TGB
Source: I/3 Finance
Budget FY: 2015

STATE OF IOWA
EXPENDITURES FOR OBJECT CLASSES 418 AND 510

Page: 183 of 194
Run Date: 09/23/2015
Run Time: 04:00:08 AM

Month	Department	Department Name	Object Class	Object	Object Name	Posting Am
October	645	Transportation, Dept Of	510	3850	Desktop SW Maintenance,Consumable	179,369.59
				3911	Server HW Purchase or Lease-Inventory	82,698.50
				3950	Server SW Maintenance,Consumable	63,235.64
				4011	Network HW Purchase or Lease-Inventory	58,679.49
				4030	Network Misc,Parts,Supplies,Consumable	465.60
				4050	Network SW Maintenance,Consumable	17,725.00
				4711	Printer HW Purchase or Lease-Inventory	12,749.08
				4730	Printer Misc,Parts,Supplies,Consumable	11,815.75
November				3811	Desktop HW Purchase or Lease-Inventory	576,385.32
				3820	Desktop SW Purchase or License	27,464.36
				3830	Desktop Misc,Parts,Supplies,Consumable	13,065.02
				3850	Desktop SW Maintenance,Consumable	37,504.05
				3911	Server HW Purchase or Lease-Inventory	103,826.40
				3940	Server HW Maintenance,Consumable	4,269.00
				4011	Network HW Purchase or Lease-Inventory	49,332.84
				4040	Network HW Maintenance,Consumable	10,674.00
				4050	Network SW Maintenance,Consumable	4,980.00
				4711	Printer HW Purchase or Lease-Inventory	10,235.99
				4730	Printer Misc,Parts,Supplies,Consumable	6,374.32
December				3811	Desktop HW Purchase or Lease-Inventory	128,746.99
				3820	Desktop SW Purchase or License	30,906.27
				3830	Desktop Misc,Parts,Supplies,Consumable	5,997.22
				3850	Desktop SW Maintenance,Consumable	169,887.10
				3911	Server HW Purchase or Lease-Inventory	601,882.32
				3930	Server Misc,Parts,Supplies,Consumable	78.00

Report ID: TGB
Source: I/3 Finance
Budget FY: 2015

STATE OF IOWA
EXPENDITURES FOR OBJECT CLASSES 418 AND 510

Page: 184 of 194
Run Date: 09/23/2015
Run Time: 04:00:08 AM

Month	Department	Department Name	Object Class	Object	Object Name	Posting Am
December	645	Transportation, Dept Of	510	3950	Server SW Maintenance,Consumable	59,417.00
				4011	Network HW Purchase or Lease-Inventory	96,290.26
				4040	Network HW Maintenance,Consumable	9,799.00
				4711	Printer HW Purchase or Lease-Inventory	17,909.82
				4730	Printer Misc,Parts,Supplies,Consumable	11,027.76
				4740	Printer HW Maintenance,Consumable	197.40
January				3811	Desktop HW Purchase or Lease-Inventory	215,584.97
				3820	Desktop SW Purchase or License	35,077.46
				3830	Desktop Misc,Parts,Supplies,Consumable	7,332.88
				3850	Desktop SW Maintenance,Consumable	79,826.14
				3911	Server HW Purchase or Lease-Inventory	56,632.80
				3920	Server SW Purchase or License	9,807.18
				3950	Server SW Maintenance,Consumable	64,936.68
				4011	Network HW Purchase or Lease-Inventory	39,309.24
				4030	Network Misc,Parts,Supplies,Consumable	4,189.98
				4040	Network HW Maintenance,Consumable	2,100.00
				4050	Network SW Maintenance,Consumable	9,996.00
				4711	Printer HW Purchase or Lease-Inventory	9,749.11
				4730	Printer Misc,Parts,Supplies,Consumable	8,830.79
				4740	Printer HW Maintenance,Consumable	38,245.38
February				3811	Desktop HW Purchase or Lease-Inventory	484,851.56
				3820	Desktop SW Purchase or License	14,443.07
				3830	Desktop Misc,Parts,Supplies,Consumable	11,024.18
				3850	Desktop SW Maintenance,Consumable	26,035.25
				3911	Server HW Purchase or Lease-Inventory	241,103.59

Report ID: TGB
Source: I/3 Finance
Budget FY: 2015

STATE OF IOWA
EXPENDITURES FOR OBJECT CLASSES 418 AND 510

Page: 185 of 194
Run Date: 09/23/2015
Run Time: 04:00:08 AM

Month	Department	Department Name	Object Class	Object	Object Name	Posting Am
February	645	Transportation, Dept Of	510	3950	Server SW Maintenance,Consumable	98,851.80
				4011	Network HW Purchase or Lease-Inventory	42,949.10
				4040	Network HW Maintenance,Consumable	2,100.00
				4711	Printer HW Purchase or Lease-Inventory	6,697.96
				4730	Printer Misc,Parts,Supplies,Consumable	11,737.16
March				3811	Desktop HW Purchase or Lease-Inventory	437,883.59
				3820	Desktop SW Purchase or License	4,040.23
				3830	Desktop Misc,Parts,Supplies,Consumable	9,948.28
				3840	Desktop HW Maintenance,Consumable	57,000.00
				3850	Desktop SW Maintenance,Consumable	174,696.68
				3911	Server HW Purchase or Lease-Inventory	58,394.40
				3930	Server Misc,Parts,Supplies,Consumable	557.40
				3940	Server HW Maintenance,Consumable	98,055.56
				3950	Server SW Maintenance,Consumable	156,690.29
				4011	Network HW Purchase or Lease-Inventory	62,792.59
				4020	Network SW Purchase or License	3,036.00
				4030	Network Misc,Parts,Supplies,Consumable	39.74
				4040	Network HW Maintenance,Consumable	6,637.96
				4711	Printer HW Purchase or Lease-Inventory	26,381.84
				4730	Printer Misc,Parts,Supplies,Consumable	11,694.85
				4740	Printer HW Maintenance,Consumable	0.01
April				3811	Desktop HW Purchase or Lease-Inventory	481,768.54
				3820	Desktop SW Purchase or License	34,742.23
				3830	Desktop Misc,Parts,Supplies,Consumable	8,492.75
				3840	Desktop HW Maintenance,Consumable	40,641.99

Report ID: TGB
Source: I/3 Finance
Budget FY: 2015

STATE OF IOWA
EXPENDITURES FOR OBJECT CLASSES 418 AND 510

Page: 186 of 194
Run Date: 09/23/2015
Run Time: 04:00:08 AM

Month	Department	Department Name	Object Class	Object	Object Name	Posting Am
April	645	Transportation, Dept Of	510	3850	Desktop SW Maintenance,Consumable	31,567.50
				3911	Server HW Purchase or Lease-Inventory	58,394.40
				3950	Server SW Maintenance,Consumable	309,764.18
				4011	Network HW Purchase or Lease-Inventory	64,496.72
				4020	Network SW Purchase or License	7,000.00
				4030	Network Misc,Parts,Supplies,Consumable	6,837.15
				4040	Network HW Maintenance,Consumable	84,278.03
				4711	Printer HW Purchase or Lease-Inventory	57,008.61
				4730	Printer Misc,Parts,Supplies,Consumable	13,463.41
May				3811	Desktop HW Purchase or Lease-Inventory	692,822.51
				3820	Desktop SW Purchase or License	11,432.74
				3830	Desktop Misc,Parts,Supplies,Consumable	6,597.46
				3850	Desktop SW Maintenance,Consumable	28,927.42
				3911	Server HW Purchase or Lease-Inventory	87,591.60
				3940	Server HW Maintenance,Consumable	800.00
				3950	Server SW Maintenance,Consumable	123,084.50
				4011	Network HW Purchase or Lease-Inventory	144,543.74
				4020	Network SW Purchase or License	13,267.83
				4040	Network HW Maintenance,Consumable	11,080.12
				4711	Printer HW Purchase or Lease-Inventory	179,160.68
				4730	Printer Misc,Parts,Supplies,Consumable	12,697.23
				4740	Printer HW Maintenance,Consumable	39,051.52
June				3811	Desktop HW Purchase or Lease-Inventory	807,538.22
				3820	Desktop SW Purchase or License	93,624.49
				3830	Desktop Misc,Parts,Supplies,Consumable	12,762.90

Report ID: TGB
Source: I/3 Finance
Budget FY: 2015

STATE OF IOWA
EXPENDITURES FOR OBJECT CLASSES 418 AND 510

Page: 187 of 194
Run Date: 09/23/2015
Run Time: 04:00:08 AM

Month	Department	Department Name	Object Class	Object	Object Name	Posting Am
June	645	Transportation, Dept Of	510	3850	Desktop SW Maintenance,Consumable	771,203.05
				3911	Server HW Purchase or Lease-Inventory	58,394.40
				3920	Server SW Purchase or License	75,000.00
				3940	Server HW Maintenance,Consumable	10,544.77
				3950	Server SW Maintenance,Consumable	388,305.37
				4011	Network HW Purchase or Lease-Inventory	84,806.43
				4030	Network Misc,Parts,Supplies,Consumable	3,506.75
				4040	Network HW Maintenance,Consumable	66,228.82
				4050	Network SW Maintenance,Consumable	72,375.89
				4711	Printer HW Purchase or Lease-Inventory	713,000.25
				4730	Printer Misc,Parts,Supplies,Consumable	18,588.37
				4740	Printer HW Maintenance,Consumable	86,778.98
July (H/O)				3811	Desktop HW Purchase or Lease-Inventory	18,350.35
				3820	Desktop SW Purchase or License	8,682.75
				3830	Desktop Misc,Parts,Supplies,Consumable	6,652.28
				3840	Desktop HW Maintenance,Consumable	98,810.00
				3850	Desktop SW Maintenance,Consumable	724,679.26
				3920	Server SW Purchase or License	100,000.00
				3950	Server SW Maintenance,Consumable	(467,300.30)
				4011	Network HW Purchase or Lease-Inventory	141,970.40
				4020	Network SW Purchase or License	18,759.70
				4030	Network Misc,Parts,Supplies,Consumable	273.56
				4040	Network HW Maintenance,Consumable	13,885.60
				4050	Network SW Maintenance,Consumable	46,721.40
				4711	Printer HW Purchase or Lease-Inventory	4,181.98

Report ID: TGB
Source: I/3 Finance
Budget FY: 2015

STATE OF IOWA
EXPENDITURES FOR OBJECT CLASSES 418 AND 510

Page: 188 of 194
Run Date: 09/23/2015
Run Time: 04:00:08 AM

Month	Department	Department Name	Object Class	Object	Object Name	Posting Am
July (H/O)	645	Transportation, Dept Of	510	4730	Printer Misc,Parts,Supplies,Consumable	5,308.05
August (H/O)				3820	Desktop SW Purchase or License	950.00
				3830	Desktop Misc,Parts,Supplies,Consumable	540.00
				3850	Desktop SW Maintenance,Consumable	(88,295.00)
				3950	Server SW Maintenance,Consumable	10,963.33
				4011	Network HW Purchase or Lease-Inventory	3,922.95
				4711	Printer HW Purchase or Lease-Inventory	1,718.42
				4730	Printer Misc,Parts,Supplies,Consumable	776.16
	645	Transportation, Dept Of	510		Sum:	15,694,393.08

Month	Department	Department Name	Object Class	Object	Object Name	Posting Am
October	655	Treasurer Of State	510	3820	Desktop SW Purchase or License	294.00
April				3820	Desktop SW Purchase or License	891.00
May				3820	Desktop SW Purchase or License	881.10
June				3820	Desktop SW Purchase or License	477.03
	655	Treasurer Of State	510		Sum:	2,543.13

Month	Department	Department Name	Object Class	Object	Object Name	Posting Am
December	670	Veterans Affairs	418	4181	IT Professional Services	500.00
	670	Veterans Affairs	418		Sum:	500.00

Month	Department	Department Name	Object Class	Object	Object Name	Posting Am
February	670	Veterans Affairs	510	4711	Printer HW Purchase or Lease-Inventory	229.99
May				3810	Desktop HW Purchase or Lease-Non Inventory	58.16

Report ID: TGB
Source: I/3 Finance
Budget FY: 2015

STATE OF IOWA
EXPENDITURES FOR OBJECT CLASSES 418 AND 510

Page: 189 of 194
Run Date: 09/23/2015
Run Time: 04:00:08 AM

Month	Department	Department Name	Object Class	Object	Object Name	Posting Am
September (H/O)	670	Veterans Affairs	510	3810	Desktop HW Purchase or Lease-Non Inventory	191.10
	670	Veterans Affairs	510		Sum:	479.25

Month	Department	Department Name	Object Class	Object	Object Name	Posting Am
August	671	Iowa Veterans Home	418	4181	IT Professional Services	5,300.00
September				4181	IT Professional Services	1,502.50
October				4181	IT Professional Services	1,322.50
December				4181	IT Professional Services	974.18
January				4181	IT Professional Services	2,295.61
February				4181	IT Professional Services	(614.18)
March				4181	IT Professional Services	180.00
April				4181	IT Professional Services	945.00
May				4181	IT Professional Services	135.00
June				4181	IT Professional Services	450.00
July (H/O)				4181	IT Professional Services	270.00
August (H/O)				4181	IT Professional Services	870.00
	671	Iowa Veterans Home	418		Sum:	13,630.61

Month	Department	Department Name	Object Class	Object	Object Name	Posting Am
July	671	Iowa Veterans Home	510	3820	Desktop SW Purchase or License	122,336.48
				3850	Desktop SW Maintenance,Consumable	43,248.40
				3920	Server SW Purchase or License	47,010.60
				3940	Server HW Maintenance,Consumable	465.12
				3950	Server SW Maintenance,Consumable	20,569.47
				4020	Network SW Purchase or License	5,467.80

Report ID: TGB
Source: I/3 Finance
Budget FY: 2015

STATE OF IOWA
EXPENDITURES FOR OBJECT CLASSES 418 AND 510

Page: 190 of 194
Run Date: 09/23/2015
Run Time: 04:00:08 AM

Month	Department	Department Name	Object Class	Object	Object Name	Posting Am
July	671	Iowa Veterans Home	510	4040	Network HW Maintenance,Consumable	7,363.13
				4050	Network SW Maintenance,Consumable	28,519.43
				4740	Printer HW Maintenance,Consumable	2,415.00
August				3810	Desktop HW Purchase or Lease-Non Inventory	715.00
				3940	Server HW Maintenance,Consumable	1,652.25
				3950	Server SW Maintenance,Consumable	4,307.00
				4050	Network SW Maintenance,Consumable	1,659.83
				4710	Printer HW Purchase or Lease-Non Inventory	366.84
				4730	Printer Misc,Parts,Supplies,Consumable	1,594.26
September				3830	Desktop Misc,Parts,Supplies,Consumable	528.97
				3950	Server SW Maintenance,Consumable	6,550.61
				4030	Network Misc,Parts,Supplies,Consumable	269.41
				4050	Network SW Maintenance,Consumable	1,659.83
				4710	Printer HW Purchase or Lease-Non Inventory	296.80
				4730	Printer Misc,Parts,Supplies,Consumable	3,178.48
October				3820	Desktop SW Purchase or License	2,070.05
				3830	Desktop Misc,Parts,Supplies,Consumable	163.83
				3850	Desktop SW Maintenance,Consumable	2,629.00
				3920	Server SW Purchase or License	6,889.00
				3930	Server Misc,Parts,Supplies,Consumable	487.09
				3940	Server HW Maintenance,Consumable	1,652.25
				3950	Server SW Maintenance,Consumable	2,031.33
				4011	Network HW Purchase or Lease-Inventory	6,500.00
				4050	Network SW Maintenance,Consumable	8,891.37
				4720	Printer SW Purchase or License	3,435.00

Report ID: TGB
Source: I/3 Finance
Budget FY: 2015

STATE OF IOWA
EXPENDITURES FOR OBJECT CLASSES 418 AND 510

Page: 191 of 194
Run Date: 09/23/2015
Run Time: 04:00:08 AM

Month	Department	Department Name	Object Class	Object	Object Name	Posting Am
October	671	Iowa Veterans Home	510	4730	Printer Misc,Parts,Supplies,Consumable	1,509.63
November				3810	Desktop HW Purchase or Lease-Non Inventory	20,246.77
				3820	Desktop SW Purchase or License	119.00
				3830	Desktop Misc,Parts,Supplies,Consumable	91.88
				3850	Desktop SW Maintenance,Consumable	1,920.00
				3950	Server SW Maintenance,Consumable	2,024.48
				4020	Network SW Purchase or License	100.00
				4030	Network Misc,Parts,Supplies,Consumable	18.98
				4050	Network SW Maintenance,Consumable	1,691.37
				4710	Printer HW Purchase or Lease-Non Inventory	274.00
				4730	Printer Misc,Parts,Supplies,Consumable	6,680.25
December				3830	Desktop Misc,Parts,Supplies,Consumable	120.83
				3950	Server SW Maintenance,Consumable	1,862.24
				4030	Network Misc,Parts,Supplies,Consumable	24.57
				4710	Printer HW Purchase or Lease-Non Inventory	393.00
				4730	Printer Misc,Parts,Supplies,Consumable	17,686.62
January				3810	Desktop HW Purchase or Lease-Non Inventory	239.99
				3820	Desktop SW Purchase or License	19.00
				3830	Desktop Misc,Parts,Supplies,Consumable	242.55
				3850	Desktop SW Maintenance,Consumable	27,527.20
				3940	Server HW Maintenance,Consumable	1,652.25
				3950	Server SW Maintenance,Consumable	1,862.24
				4020	Network SW Purchase or License	95.00
				4050	Network SW Maintenance,Consumable	3,382.74
				4730	Printer Misc,Parts,Supplies,Consumable	11,201.32

Report ID: TGB
Source: I/3 Finance
Budget FY: 2015

STATE OF IOWA
EXPENDITURES FOR OBJECT CLASSES 418 AND 510

Page: 192 of 194
Run Date: 09/23/2015
Run Time: 04:00:08 AM

Month	Department	Department Name	Object Class	Object	Object Name	Posting Am
February	671	Iowa Veterans Home	510	3820	Desktop SW Purchase or License	1,595.00
				3830	Desktop Misc,Parts,Supplies,Consumable	1,593.74
				3850	Desktop SW Maintenance,Consumable	1,795.00
				3920	Server SW Purchase or License	14,442.70
				3930	Server Misc,Parts,Supplies,Consumable	974.18
				3940	Server HW Maintenance,Consumable	129.00
				3950	Server SW Maintenance,Consumable	1,862.24
				4050	Network SW Maintenance,Consumable	2,465.77
				4730	Printer Misc,Parts,Supplies,Consumable	9,932.21
March				3810	Desktop HW Purchase or Lease-Non Inventory	3,069.44
				3820	Desktop SW Purchase or License	443.00
				3830	Desktop Misc,Parts,Supplies,Consumable	429.64
				3850	Desktop SW Maintenance,Consumable	150.00
				3950	Server SW Maintenance,Consumable	1,862.24
				4050	Network SW Maintenance,Consumable	1,691.37
				4710	Printer HW Purchase or Lease-Non Inventory	2,628.90
				4730	Printer Misc,Parts,Supplies,Consumable	7,521.00
				4740	Printer HW Maintenance,Consumable	570.00
April				3810	Desktop HW Purchase or Lease-Non Inventory	257.96
				3820	Desktop SW Purchase or License	4,687.03
				3830	Desktop Misc,Parts,Supplies,Consumable	381.96
				3950	Server SW Maintenance,Consumable	1,862.24
				4030	Network Misc,Parts,Supplies,Consumable	449.89
				4050	Network SW Maintenance,Consumable	1,691.37
				4730	Printer Misc,Parts,Supplies,Consumable	9,221.24

Report ID: TGB
Source: I/3 Finance
Budget FY: 2015

STATE OF IOWA
EXPENDITURES FOR OBJECT CLASSES 418 AND 510

Page: 193 of 194
Run Date: 09/23/2015
Run Time: 04:00:08 AM

Month	Department	Department Name	Object Class	Object	Object Name	Posting Am
May	671	Iowa Veterans Home	510	3830	Desktop Misc,Parts,Supplies,Consumable	522.92
				3950	Server SW Maintenance,Consumable	1,862.24
				4030	Network Misc,Parts,Supplies,Consumable	233.39
				4040	Network HW Maintenance,Consumable	(1,771.29)
				4730	Printer Misc,Parts,Supplies,Consumable	4,928.82
June				3820	Desktop SW Purchase or License	209.94
				3830	Desktop Misc,Parts,Supplies,Consumable	47.28
				3920	Server SW Purchase or License	1,053.00
				3940	Server HW Maintenance,Consumable	8,608.08
				3950	Server SW Maintenance,Consumable	8,729.44
				4020	Network SW Purchase or License	167.97
				4050	Network SW Maintenance,Consumable	3,382.74
				4710	Printer HW Purchase or Lease-Non Inventory	5,667.64
				4730	Printer Misc,Parts,Supplies,Consumable	3,973.47
July (H/O)				3820	Desktop SW Purchase or License	(70,398.84)
				3830	Desktop Misc,Parts,Supplies,Consumable	547.28
				3850	Desktop SW Maintenance,Consumable	(13,574.26)
				3920	Server SW Purchase or License	(32,254.03)
				3940	Server HW Maintenance,Consumable	(278.97)
				3950	Server SW Maintenance,Consumable	(8,237.16)
				4020	Network SW Purchase or License	(2,613.40)
				4710	Printer HW Purchase or Lease-Non Inventory	717.64
				4730	Printer Misc,Parts,Supplies,Consumable	7,674.98
August (H/O)				4020	Network SW Purchase or License	29,488.75
				4730	Printer Misc,Parts,Supplies,Consumable	293.92

Report ID: TGB
Source: I/3 Finance
Budget FY: 2015

STATE OF IOWA
EXPENDITURES FOR OBJECT CLASSES 418 AND 510

Page: 194 of 194
Run Date: 09/23/2015
Run Time: 04:00:08 AM

Month	Department	Department Name	Object Class	Object	Object Name	Posting Am
September (H/O	671	Iowa Veterans Home	510	3950	Server SW Maintenance,Consumable	(1,200.00)
	671	Iowa Veterans Home	510		Sum:	455,398.21

Month	Department	Department Name	Object Class	Object	Object Name	Posting Am
January	672	Iowa Veterans Home Capitals	510	3810	Desktop HW Purchase or Lease-Non Inventory	4,150.77
March				4010	Network HW Purchase or Lease-Non Inventory	24,090.00
	672	Iowa Veterans Home Capitals	510		Sum:	28,240.77

					Sum:	109,295,472.09
--	--	--	--	--	-------------	-----------------------

TERRY E. BRANSTAD, GOVERNOR
KIM REYNOLDS, LT. GOVERNOR

ROBERT VON WOLFFRADT
CHIEF INFORMATION OFFICER

**Return on Investment Program
FY 12 Project Status Report**

1/1/16

The Office of the Chief Information Officer is required to report on projects funded through the Return on Investment Program (ROI). The ROI program has been funded through an appropriation from the Technology Reinvestment Fund. The Technology Reinvestment Fund was created during the 2006 legislative session, and the first appropriations from this fund were for FY 2006-2007. The first report related to that fiscal year and was delivered to the legislature by January 1, 2008. This current report updates projects from fiscal year 12 and is the final report. Following is the section of the Code for the report excerpted from 8.57C:

Annually, on or before January 15 of each year, a state agency that received an appropriation from this fund shall report to the legislative services agency and the department of management the status of all projects completed or in progress. The report shall include a description of the project, the progress of work completed, the total estimated cost of the project, a list of all revenue sources being used to fund the project, the amount of funds expended, the amount of funds obligated, and the date the project was completed or an estimated completion date of the project, where applicable.

Each project that received funding through the ROI program for the fiscal years contained in this report completed the following items. Where applicable, the ROI records for each project were used to complete items from Budget Offer and 1/3 budget information.

- Project Name and Description
- All Revenue Sources for Funding
- Agency Submitting Request
- Percent of Completed Work
- Total Estimated Project Cost
- All Revenue Sources for Funding
- Expended Funds
- Obligated Funds
- Estimated Completion Date

OCIO collected these data items for all applicable ROI projects and sent the completed report to the following parties on **January 15, 2016** before the filing deadline of January 15, 2016:

Legislative Services Agency
Department of Management

This table includes ROI reimbursements processed through DAS Finance, as of June 30, 2015.

Table A: FY 12 ROI Project Expenditures

Project Name	Agency	% Complete	Original Request	Adjusted Request	Expenditures to-date	Obligated Funds	Estimated Complete Date
Continuous Vulnerability Management	Chief Information Officer	100%	\$ 585,000	\$ 585,000	\$ 585,000	\$ 0	Complete
Personnel Skills Assessment*	Chief Information Officer	N/A	\$ 400,000	\$ 400,000	\$ 0	\$ 0	N/A
EVMS Refresh & Upgrade	Chief Information Officer	100%	\$ 0	\$ 0	\$ 219,811	\$ 0	Complete
FireEye Anti-Malware Protection	Chief Information Officer	100%	\$ 0	\$ 0	\$ 180,189	\$ 0	Complete
Gateway & Enterprise E-Mail Encryption Services, Phase 2*	Chief Information Officer	N/A	\$ 300,000	\$ 300,000	\$ 0	\$ 0	N/A
Statewide Address Geocoding, Phase 2	Natural Resources	100%	\$ 550,000	\$ 194,000	\$ 194,000	\$ 0	Complete
Critical Response Notification System	Veterans' Home	100%	\$ 98,000	\$ 98,000	\$ 98,000	\$ 0	Complete
Customer Portal*	Human Services	100%	\$ 185,000	\$ 66,728	\$ 0	\$ 0	Returned
Web Application Firewall, Phase 2	Chief Information Officer	100%	\$ 0	\$ 0	\$ 41,728	\$ 0	Complete
Web Application Firewall, Phase 3	Chief Information Officer	100%	\$ 0	\$ 0	\$ 10,835	\$ 0	Complete
Gforge Update	Chief Information Officer	100%	\$ 0	\$ 0	\$ 3,759	\$ 0	Complete
Enterprise A&A Enhancement	Chief Information Officer	100%	\$ 0	\$ 0	\$ 10,406	\$ 0	Complete
Core Infrastructure & Security Architecture Upgrades	Chief Information Officer	100%			\$ 300,000	\$ 0	Complete
TOTALS			\$ 2,118,000	\$ 1,643,728	\$ 1,643,728	\$ 0	

FY 12 appropriation within the Technology Reinvestment Fund to the Department of Administrative Services for technology improvement projects was \$1,643,728.00

NOTE: Funds for the Gateway & Enterprise E-Mail Encryption Services project were reallocated to fund the Core Infrastructure & Security Architecture Upgrades project.
Funds for the Personnel Skills Assessment project were used to fund EVMS Upgrade and FireEye Anti-Malware projects. Returned funds for the DHS Customer Portal project were used to fund Web Application Firewall, Gforge and Enterprise A&A projects.

FY 12 ROI funds reverted on June 30, 2015

Table B. FY 12 ROI Project Descriptions and Funding Sources

1. Security: Continuous Vulnerability Management

Administrative Services project for the enterprise to fund phase two of the effort. In this phase of the security project, vulnerability-scanning devices will be deployed to all state agencies. This project includes vendor installation, hardware, software, project management, training, and technical consulting. The main outcome of the system is that all executive branch agencies receive timely and continuous automated IT audits for software vulnerabilities and for configuration management.

Funding Sources: HSEMD funding is augmenting this initiative and is being used to bring the same service to cities, counties and schools.

2. IT Personnel Skills Assessment

Administrative Services project for the enterprise to inventory and assess state personnel conducting IT functions. The scope includes skills such as programming, system design, system development, and other functions associated with IT staff. The goal of this assessment is to gather information to support the information technology redesign efforts by identifying the means to train and develop our IT professionals, as well as future needs of IT skills.

Funding Sources: ROI Program funds from this project were used to fund other IT projects.

3. EVMS Refresh & Upgrade

Chief Information Officer project by the ISO to provide additional IT security. Government entities are under persistent cyber-attacks from hackers. These attacks exploit applications, misconfigured IT systems, and cost billions of dollars every year. To ensure states operate in a secure manner and we protect our IT infrastructure, the government has mandated controls be implemented. Organizations are required to follow regulations such as FISMA, IRS Pub 1075, HIPPA, Red Flag Rules and others. To reduce this risk and meet the federal requirements we propose to continue the implementation of an enhanced vulnerability management reporting and Anti-Malware software security tools. The Tripwire Enterprise Vulnerability Management System (EVMS) currently supports 46 Iowa Counties, 47 State Agencies, 7 Iowa Cities and 17 Iowa School districts. This very successful program has been in existence for over four years now and has helped in supporting State of Iowa, County, Cities and Schools in their vulnerability management and system patching. The current systems (device profilers) hosted by the supported entities have come to their “end of life” support by the vendor. The purchase of newly supported device profilers will allow this highly successful and important security program to continue for additional years to come.

Funding Sources: Remaining ROI funds from other ROI project were expended for this project.

4. FireEye Anti-Malware Protection

Chief Information Officer project by the ISO for additional IT security. The FireEye Network Threat Prevention Platform identifies and blocks zero-day Web exploits, droppers (binaries), and multi-protocol callbacks to help the State of Iowa scale their advanced threat defenses. FireEye Network uses a signature-less FireEye MVX engine which executes suspicious binaries and Web objects against a range of browsers,

plug-ins, applications, and operating environments that track vulnerability exploitation, memory corruption, and other malicious actions. The FireEye Network Threat Prevention Platform will be deployed in a fashion that will support for a selected number of State Agencies, Counties and schools in Iowa.

Funding Sources: Remaining ROI funds from other ROI project were expended for this project.

5. Security: Gateway & Enterprise E-Mail Encryption Services, Phase 2

Administrative Services project for the enterprise to further improve gateway and e-mail encryption services. This security project will benefit the enterprise at large and will raise the security level of messaging to a level that would comply with the enterprise standards and defend against current cyber threats. Expected results include enhanced e-mail encryption, spam control and other related services.

Funding Sources: ROI Program funds from this project were used to fund other IT projects.

6. Statewide Address Geocoding, Phase 2

Phase 2 of the JCIO and Natural Resources project continues production of driveway addresses points and building points to be used in a statewide geocoding and address service. Phase 1 covered most of western Iowa, with Phase 2 working on south-central and northeast Iowa. As of December 1, 2012: 50 Phase 1 counties completed, 20 Phase 2 counties in progress. Phase 2 funding will be expended by 6/30/2013. Additional funding is needed to complete the state. All current Phase 2 funding obligated.

Funding Sources: Pooled Technology Fund: \$550,000 requested to complete eastern part of state, \$194,000 awarded.

7. Critical Response Notification System

Iowa Veterans Home project for a critical response notification system for unified campus wide communication during an emergency or time sensitive event. The project will fill the gap between IVH's Disaster Recovery plan and State of Iowa communications and DR efforts including COOP/COG.

Funding Sources: Direct funding for this project provided entirely by the FY 12 ROI program.

8. DHS Customer Portal

Human Services project to build on two DHS projects (OASIS and the Medicaid Portal), and will join additional DHS projects, specifically DHS's Electronic Case File. OASIS is DHS's web-based intake system for Iowans to begin the application process for several DHS programs. The Medicaid Portal was developed to support Medicaid providers, members and workers to web-enable the interactions each has with the Iowa Medicaid Enterprise. The unified Customer Portal will enable DHS customers across program boundaries to be able to securely interact with DHS workers and program staff.

Funding Sources: The total of \$66,728 was returned by DHS to be used for other technology projects of benefit to the enterprise. The DHS Portal project is complete, and the project was completed without the need for the additional ROI funds.

9. OCIO Web Application Firewall, Phases 2 & 3

Chief Information Officer project to utilize remaining ROI project funds. The main benefit of the Web Application Firewall (WAF) will be to protect production web applications from external attacks and close vulnerabilities found during web security penetration scanning (example: SQL-Injection, Cross-Site-Scripting and DDOS attacks). Once vulnerabilities are found in applications, the ISO can then blacklist the results using the WAF. This will help remediate vulnerable applications until coding or other means can be used to

correct them or the application can be replaced if out of support and funding is found. With the large number web application hosted by the OCIO, having the WAF will help in the protection of vital applications that intake, store and display very sensitive data collected by the State of Iowa thus reducing the risk of a data breach.

Funding Sources: Remaining ROI funds from other ROI project were expended for this project.

10. OCIO Gforge Upgrade

Chief Information Officer project to use remaining ROI funds from another a completed project. This OCIO project proposal is a request ROI funds to upgrade our instance of GForge, which is a tool used for storing and managing application code, tracking defects and enhancements, and storing technical project documentation. Currently, GForge supports more than 1,200 users representing approximately 200 organizations across state agencies, cities, counties and vendor communities. There are over 1,000 code commits per month on 40-60 projects. In the near future, the OCIO intends to rollout GForge to other agencies such as DNR and ICN; however, the current version has some performance and functionality concerns at the application, database and server levels that need to be addressed before moving forward. There is also an intention to utilize funds for purchasing web enabled Smart HDTVs to be utilized for displaying dashboard monitors and metrics across the department.

Funding Sources: Remaining ROI funds from other ROI project were expended for this project.

11. OCIO Enterprise A&A Enhancement

Chief Information Officer project to use remaining ROI funds from another a completed project. This OCIO project proposal is a request ROI funds to upgrade the Enterprise Authentication & Authorization (ENTAA) enhancement project. The intent of the enhancement is to enable our ENTAA application to be mobile responsive – meaning the size of the screen will adjust to different devices such as tablets or smartphones. This enhancement will have a positive impact to approximately 200 applications across the state enterprise that utilize the ENTAA functionality.

Funding Sources: Remaining ROI funds from other ROI project were expended for this project.

12. OCIO Core Infrastructure & Security Architecture Upgrades

Chief Information Officer project to obtain equipment to provide the ability for ISO and Networking to simultaneously monitor data interfaces at new, higher speeds, with equipment designed to handle the throughput. Key benefits of the project were creation of a core data monitoring fabric parallel to the new core network. This improved the ability to analyze traffic for performance and capacity concerns, and improved data security by providing more thorough, comprehensive and non-disruptive monitoring for data security threats.

Funding Sources: Remaining ROI funds from other ROI project were expended for this project.



Office of the Chief Information Officer

Fiscal Year 2015 IOWAccess Revolving Fund Annual Report

January 2016

State of Iowa
Fiscal Year 2015
IOWAccess Revolving Fund Annual Report



This annual report was produced in compliance with Iowa Code section 8B.33 to be submitted to the General Assembly and Legislative Services Agency not later than January 31, 2016. A copy of this publication has been filed in compliance with Iowa Code sections 8B.9.

This report is available at the Iowa Publications Online website at <http://publications.iowa.gov/> and is filed under the Office of the Chief Information Officer.

© Copyright Iowa Office of the Chief Information Officer.

Fiscal Year 2015 IOWAccess Revolving Fund Annual Report

Table of Contents

	<u>Page</u>
Acknowledgements	4
Foreword	5
Executive Summary	6
Iowa Code Section 8B.9 – Reports Required.....	6
Iowa Code Section 8B.33 – IOWAccess Revolving Fund	7
Funding Guidelines for IOWAccess Projects.....	7
IOWAccess Business Model	8
IOWAccess Projects Developed by Agencies (Fiscal Year 2015).....	10
Ongoing IOWAccess Expenses	12
Unobligated Cash Balance for IOWAccess	12
Pending IOWAccess Projects Under Review	13
IOWAccess Value-Added Fees Approved in Fiscal Year 2015	15
Appendix 1. Iowa Interactive Annual Report	16

Acknowledgements

The Office of the Chief Information Officer (OCIO) would like to express our appreciation to the agencies and organizations involved with IOWAccess projects, as well as the staff from Iowa Interactive for their efforts in assembling and editing the data required to compile this report.

The OCIO would like to thank Phil Miclot for his help with this report and the financial oversight of the IOWAccess Revolving Fund. Finally, we would like to recognize Wes Hunsberger for his operational and technical support of the IOWAccess Revolving Fund and acknowledge Wes for producing and distributing this publication. Please direct any questions about this *Fiscal Year 2015 IOWAccess Revolving Fund Annual Report* to Wes Hunsberger at wes.hunsberger@iowa.gov or (515) 281-6993.

Foreword

The various IOWAccess projects that have been developed through the IOWAccess Revolving Fund continue to make more data available from state government and are a means to connect more citizens to their government. Since 1998, completed projects totaling over \$15 million have been financially supported by IOWAccess. In addition, over \$5 million has been awarded towards e-Government projects currently under development.

The purpose of the IOWAccess Revolving Fund is to create and provide a service to Iowa's citizens that will serve as a gateway for one-stop electronic access to governmental information, transactions, and services at state, county, or local levels. In this role, the fund supports agency proposals that facilitate ease of application, accessibility of information, and/or submission of data.

State government is currently working on several information technology initiatives related to consolidation. A great tool for enabling several of the IT consolidation initiatives is the IOWAccess Revolving Fund, one of the funding sources for these important projects. We look forward to continuing the success of these consolidation initiatives through IOWAccess funding.

The IOWAccess Revolving Fund has been and continues to be an important funding source for a variety of e-Government projects (many times the only source), from licensing services to providing website accessibility training to agency employees. The following report details the projects that were completed or are in development for the period ending June 2015. And a list of potential projects is also included to give the reader a forecast of future IOWAccess funding.

IOWAccess funding is integral to the implementation of innovative technology solutions in our citizen-centric government. Thank you for partnering with us to make the State of Iowa a technology leader.

Bob von Wolfradt, Chief Information Officer
Office of the Chief Information Officer
1305 East Walnut Street
Des Moines, IA 50319



IOWAccess Revolving Fund

Fiscal Year 2015 Annual Report

Executive Summary

The Office of the Chief Information Officer is required to report on the activities funded and the expenditures made from the IOWAccess Revolving Fund. IOWAccess was created in 1998 and remains an important funding source for e-Government initiatives within the State of Iowa. This program continues to provide funds in support of initiatives to connect Iowans with their government by utilizing the accessibility and technology of the Internet.

This report highlights the Fiscal Year 2015 accomplishments of IOWAccess, including IOWAccess projects in development. Certain services offered through IOWAccess charge a value-added fee. Contained within this report are a description of the IOWAccess business model and the processes employed by IOWAccess to fund and monitor projects, along with a listing of projects funded during the reporting period.

The financial section of this report (pages 10 through 14) includes a listing of IOWAccess projects in development by agencies during Fiscal Year 2015. This table of IOWAccess projects developed by agencies lists both those project under development for this time period, as well as those projects completed since the last legislative report was produced. The financial section also includes ongoing IOWAccess expenses, the unobligated cash balance for IOWAccess and a listing of projects under review that may receive IOWAccess funding in the immediate future.

Iowa Code Section 8B.9 – Reports Required

Following is the applicable Iowa Code citation for the CIO to produce the report:

4. *An annual report of expenditures from the IOWAccess revolving fund as provided in section 8B.33.*

Iowa Code Section 8B.33 – IOWAccess Revolving Fund

Following is the applicable Iowa Code citation for the IOWAccess Revolving Fund:

- 1. An IOWAccess revolving fund is created in the state treasury. The revolving fund shall be administered by the office and shall consist of moneys collected by the office as fees, moneys appropriated by the general assembly, and any other moneys obtained or accepted by the office for deposit in the revolving fund. The proceeds of the revolving fund are appropriated to and shall be used by the office to maintain, develop, operate, and expand IOWAccess consistent with this chapter, and for the support of activities of the technology advisory council pursuant to section 8B.8.*
- 2. The office shall submit an annual report not later than January 31 to the members of the general assembly and the legislative services agency of the activities funded by and expenditures made from the revolving fund during the preceding fiscal year. Section 8.33 does not apply to any moneys in the revolving fund, and, notwithstanding section 12C.7, subsection 2, earnings or interest on moneys deposited in the revolving fund shall be credited to the revolving fund.*

Funding Guidelines for IOWAccess Projects

To seek IOWAccess funds the following guidelines apply:

- The request must be made by a State of Iowa, county, or local government agency
- The request must meet the mission of the government
- The proposed project must provide a benefit to the state and provide a service to the citizens of Iowa
- The proposed project must provide electronic access to government information or transactions whether federal, state or local
- The government agency can outsource management of the website to a non-profit organization, but the agency is ultimately responsible for the information contained therein
- The proposed project, once completed, can be shared with and used by other political subdivisions of the state, as appropriate
- The state retains ownership of any final product or is granted a permanent license to the use of the product

The funding for IOWAccess applications improves the availability, quality, use, and sharing of data; provides a unique source of funds for innovative e-Government programs; and is used as an adjunct to federal and state funding to improve the effectiveness of government programs, consistent with the goals of IOWAccess.

IOWAccess projects are recommended by an IT procurement review process supported by Iowa's Chief Information Officer in his role of representing state government information

technology. Project recommendations are then forwarded to the CIO for final review and approval. This process is to ensure that IOWAccess efforts are targeted at relevant electronic government services.

IOWAccess Business Model

The purpose of IOWAccess is to create and provide a service to citizens of the state that will serve as a gateway for one-stop electronic access to government information, transactions, and services at state, county, or local levels. In this role, the fund supports agency proposals for funding of such projects.

The OCIO contracts with Iowa Interactive, LLC, a wholly-owned subsidiary of NIC, Inc. to be the network manager.

The State of Iowa released an RFP to determine a vendor in support of the network manager role currently held by Iowa Interactive. The procurement process related to this RFP was completed and selected Iowa Interactive as the service provider. A new contract was signed on June 30, 2014 to run for two years through July 1, 2016.

Iowa Interactive provides enhanced access to Driver License Record Abstracts (DLR) as a service provided by IOWAccess. This transaction revenue funds dozens of static and dynamic web services created for state agencies by Iowa Interactive at no cost to the agencies. Iowa Interactive is not paid with General Fund dollars. Instead, Iowa Interactive receives its revenue from their portion of the DLR transaction fees paid by the users of that service.

The current \$8.50 transaction fee is comprised of two components: 1) a statutory fee of \$5.50, and 2) a value-added service fee of \$3.00. The statutory fee is established by Iowa Code section 321A.3(1). Id. ("A fee of five dollars and fifty cents shall be paid for each abstract . . ."). The value-added service fee is authorized by Iowa Code section 321A.3(7), although the \$3.00 amount is not mandated by the statute. Id. ("[A]n additional access fee may be charged for each abstract supplied through electronic data transfer."). The current \$3.00 amount was established in the DAS/DOT MOU. See DAS/DOT MOU, p. 10, ("Value-added Service Fees: \$3.00 per Record accessed through Vendor's DOT Application"). OCIO currently receives this \$3.00 value-added service fee in exchange for providing DOT with IT Services related to the DMVR Online System. Under the current contract with Iowa Interactive, Iowa Interactive receives \$1.50 of the \$3.00 value-added service fee from OCIO in exchange for its services to OCIO. See IOWAccess Network Services Agreement between the State, acting by and through OCIO, and Iowa Interactive, LLC, p. 48, Schedule A, Statement of Work # 01 (effective as of July 1, 2014).

The remaining \$1.50 is used by the OCIO to fund IOWAccess projects reflected in this report.

Since 2002, customers seeking to purchase Certified Driver Operating Record Abstracts through DOT's DMVR Online System have done so pursuant to a pre-pay, transaction-based model. Customers currently fund an escrow account with the State of Iowa's Treasurer's Office (Treasurer). See <http://www.iowaccess.net/iowadlr/> ("All escrow account checks must be mailed to: **Treasurer State of Iowa** All checks for Driver License Record accounts must:

. . . Be made out to Treasurer, State of Iowa”); *accord* Iowa Code § 321A.3(1) (establishing fees to be charged customers for access to Certified Driver Record Abstracts, and providing, “The department shall transfer the moneys collected under this section to the treasurer of state who shall credit to the general fund all moneys collected.”). After purchasing a Driver License Record through DOT’s DMVR Online System, a customer’s account is credited \$8.50 for the purchase. Under the current regime, customer accounts are credited only for each transaction; in other words, for each Driver’s License Record purchased.

IOWAccess Projects in Development by Agencies (through June 2015)

Project Name	Agency	% Complete	Original Amount Approved	Current Amount Approved	Amount Spent	Obligated Unspent Balance	Estimated Complete Date
ARRA Project Phase 2 – Execution	Management	100%	\$ 497,635	\$ 419,710	\$ 419,710	\$ 0	Complete
Workers' Compensation PERFECT System – Execution	Workforce Development	0%	\$ 25,000	\$ 0	\$ 0	\$ 0	Canceled
AMANDA Phase II – Full Project	Workforce Development, Public Health	100%	\$ 834,050	\$1,232,541	\$1,232,541	\$ 0	Complete
AMANDA Direct Care Workforce Credentialing System	Public Health	100%	\$ 308,367	\$ 152,715	\$ 152,715	\$ 0	Complete
Terrace Hill One Year Hosting	Terrace Hill	0%	\$ 2,587	\$ 0	\$ 0	\$ 0	Canceled
Transparency DATA Share – Planning & Execution	Management	100%	\$ 125,659	\$ 159,973	\$ 159,973	\$ 0	Complete
Environmental Health Division Online Licensing System	Public Health	100%	\$ 312,444	\$ 312,444	\$ 312,444	\$ 0	Complete
AMANDA Licensing System Enhancement – Elevators	Workforce Development	100%	\$ 177,017	\$ 149,873	\$ 149,873	\$ 0	Complete
LiveHelper Software for Live Chat	State Library	60%	\$ 2,040	\$ 2,040	\$ 1,224	\$ 816	12/30/2016
Iowa Geospatial Governance and Guidelines	Chief Information Officer	3%	\$ 750,000	\$ 750,000	\$ 20,890	\$ 729,110	4/1/2017
IGOV Admin Rules Website	Chief Information Officer	71%	\$ 300,000	\$ 300,000	\$ 214,300	\$ 85,700	6/30/2016
Service Desk and Asset Management Software FY 13	Chief Information Officer	100%	\$ 298,780	\$ 157,035	\$ 157,035	\$ 0	Complete
Service Desk and Asset Management Software FY 14	Chief Information Officer	100%	\$ 484,162	\$ 578,693	\$ 578,693	\$ 0	Complete
U.S. Bank Service Fee Processing Charge	Enterprise	100%	\$ 100,000	\$ 91,984	\$ 91,984	\$ 0	Complete
E-Mentoring Platform	Economic Development	100%	\$ 42,000	\$ 42,000	\$ 42,000	\$ 0	Complete
GIS Assistance in Fulfillment of Agricultural Adjustment (Pursuant to IAC 701 71.3)	Revenue, multiple counties	36%	\$ 313,200	\$ 308,056	\$ 111,852	\$ 196,204	1/1/2017
Government Fees Transparency Website	Chief Information Officer	64%	\$ 129,000	\$ 129,000	\$ 82,562	\$ 46,438	8/6/2016
Digital Asset Management	Chief Information Officer	37%	\$ 101,000	\$ 101,000	\$ 37,570	\$ 63,430	11/25/2016
eFile Pre-Need Sellers & Perpetual Care Cemeteries	Insurance Division	0%	\$ 90,000	\$ 90,000	\$ 0	\$ 90,000	12/22/2016
Social Media Directory	Chief Information Officer	0%	\$ 22,900	\$ 22,900	\$ 0	\$ 22,900	12/22/2016
Socrata Government Transparency	Chief Information Officer	46%	\$ 335,000	\$ 335,000	\$ 154,215	\$ 180,785	12/22/2016
Agency Training 508 Compliance and Drupal	Chief Information Officer	13%	\$ 45,000	\$ 45,000	\$ 5,745	\$ 39,255	1/13/2017
Connected Nation, Connect Iowa	Economic Development	100%	\$ 730,504	\$ 730,504	\$ 730,504	\$ 0	Complete

Project Name	Agency	% Complete	Original Amount Approved	Current Amount Approved	Amount Spent	Obligated Unspent Balance	Estimated Complete Date
City of Leon New Website	City of Leon	93%	\$ 1,500	\$ 1,500	\$ 1,400	\$ 100	2/12/2017
DHR Website Redesign	Human Rights	0%	\$ 26,768	\$ 26,768	\$ 26,768	\$ 0	2/12/2017
Iowa Distance Learning Database	Iowa Communications Network	0%	\$ 7,000	\$ 7,000	\$ 6,189	\$ 811	2/12/2017
Property Assessment Appeal Board E-File	PAAB	0%	\$ 75,000	\$ 75,000	\$ 2,425	\$ 72,575	2/12/2017
Electrical Licensing	Public Safety	0%	\$ 50,000	\$ 50,000	\$ 0	\$ 50,000	2/18/2017
ADPER & EH Division Licensing Software	Public Health	0%	\$ 500,000	\$ 500,000	\$ 0	\$ 500,000	4/2/2017
OCIO Infogroup Website	Chief Information Officer	0%	\$ 34,884	\$ 34,884	\$ 6,130	\$ 28,754	5/1/2017
GovDelivery	Chief Information Officer	0%	\$ 300,000	\$ 300,000	\$ 177	\$ 299,823	5/12/2017
TOTALS			\$7,021,497	\$7,105,620	\$4,698,919	\$2,406,701	

Ongoing IOWAccess Expenses

Expense Item	Expenditures in Fiscal Year 2015
Small Project Reserve ¹	\$ 0
Non-Project Expenditures ²	\$ 0
IOWAccess OCIO Support Costs ³	\$ 0
Applications Development & Infrastructure Support ⁴	\$ 361,000
Professional Services for eGovernment Maintenance (Iowa Interactive) ⁵	\$ 1,642,190
IOWAccess Total Expended on Special Projects in Fiscal Year 2015	\$ 2,003,190

Unobligated Cash Balance for IOWAccess

Cash Balance July 1, 2015	\$ 4,985,414
Total Contracted Not Expended	\$ 2,461,449
Unobligated Balance	\$ 2,523,965
Pending IOWAccess Projects (pages 11-12)	\$ 3,266,000
Balance Available for Future Projects	\$ -742,035

¹ The Small Project Reserve is intended to provide a source of funds, accessible to the CIO, to be used to fund low cost, short duration projects and support activities. These efforts are intended to have a total implementation cost of \$25,000 or less. This sub-unit also includes indirect costs, such as management time.

² Non-Project Expenditures includes expenditures that are not applicable to a project, such as IOWAccess manager travel expenditures.

³ IOWAccess OCIO Support Costs reflects the salary, benefit and overhead costs for the IOWAccess manager.

⁴ Applications Development & Infrastructure Support includes projects not sponsored by particular agencies, such as the State Phone Book and School Alerts System, as well as support for IOWAccess.

⁵ Professional Services reflects the Iowa Interactive payments for certified abstracts of vehicle operating records electronically sold.

Pending IOWAccess Projects under Final Review

		Agency	Request
1	Licensing Portal – Shared Costs for Enterprise Solution		
	Moving the licensing application from multiple agencies to an enterprise solution, enabling a standard set of support and public facing access and feature sets.	Public Health, Workforce Development	\$380,000
2	Enhanced Data Sets for Next Generation Iowa Transparency / Data Portal		
	Licenses and development for improved and additional modules enabling more access to the State's data by citizens and businesses.	Enterprise	\$200,000
3	Hosting / Services for Public-Relation Information and Data		
	Hosting services for agency public facing web sites and information pages for accessibility across the state.	Enterprise	\$51,000
4	Public Communications for Online Versus In-Line Citizen Services		
	Consolidating services fees pages and access into one-stop shopping, as well as online self-subscribing citizens for multiple agency web pages across the state Required by House File 2274.	Enterprise	\$150,000
5	Public Access & Jurisdictions to Grants Application and Services - Hosting		
	Provides hosting and management costs to enable enterprise grants management system for all agencies and jurisdictions with phase II providing more direct public access for state provide grants.	Management, Enterprise	\$150,000
6	Mobile Development		
	Leveraging data already available on the State of Iowa data portal (data.iowa.gov) and other sites, the IOWAccess fund will sponsor mobile development opportunities for mobile applications to be developed and funded by the State of Iowa by engaging citizens and businesses.	Enterprise	\$200,000

		Agency	Request
7	Next Generation Admin Rules		
	Facilitate public access to administrative rules, public notices, and availability to submit public comments to proposed rules, and a central location for meeting notices and citizen engagement.	Management, Legislature	\$100,000
8	Transparency Site (New / Old)		
	The Iowa data portal (data.iowa.gov) has been established as a resource to provide transparency into state government financials and other data repositories. The additional funds will support the implementation of the system and deployment of additional machine readable data sets beyond financial data.	Management, Governor's Office	\$335,000
9	Broadband		
	Support for enhancing Iowan's access to internet, government services, education, and healthcare.	Citizens	\$1,550,000
10	Accessibility Assessment Tool		
	Assess state websites for 508 compliance. Complies with federal law.	Enterprise	\$150,000
	TOTAL of IOWAccess Projects under Final Review		\$3,266,000

IOWAccess Value-Added Fees Approved in Fiscal Year 2015

Following is a description of value-added services contained in Iowa Code:

8B.1 9. *“Value-added services” means services that offer or provide unique, special, or enhanced value, benefits, or features to the customer or user including but not limited to services in which information technology is specially designed, modified, or adapted to meet the special or requested needs of the user or customer; services involving the delivery, provision, or transmission of information or data that require or involve additional processing, formatting, enhancement, compilation, or security; services that provide the customer or user with enhanced accessibility, security, or convenience; research and development services; and services that are provided to support technological or statutory requirements imposed on participating agencies and other governmental entities, businesses, and the public.*

Other Iowa Code citations with emphasis on value-added services associated with IOWAccess:

8B.31 IOWAccess — Office Duties and Responsibilities

1. *IOWAccess. The office shall establish IOWAccess as a service to the citizens of this state that is the gateway for one-stop electronic access to government information and transactions, whether federal, state, or local. Except as provided in this section, IOWAccess shall be a state-funded service providing access to government information and transactions. The office, in establishing the fees for value-added services, shall consider the reasonable cost of creating and organizing such government information through IOWAccess.*
2. *Duties. The office shall do all of the following:*
 - a. *Establish rates to be charged for access to and for value-added services performed through IOWAccess.*

Fiscal Year 2015 Value-Added Service Fees

Pursuant to code section 8B.31, the OCIO has not received any requests to approve value-added service fees. No requests were received since the publication of the last IOWAccess Revolving Fund report.


Appendix 1. Iowa Interactive Annual Report



IowaInteractive

Iowa Interactive Annual Report

July 2014 through June 2015



Executive Summary

As the contracted Network Manager for IOWAccess, Iowa Interactive, a wholly owned subsidiary of national eGovernment firm NIC, manages the Driver License Records Abstracts service, Iowa.gov and provides development, management, and support for website, mobile and web-based electronic governments services to Iowa state government agencies. All of the services provided by Iowa Interactive are completely self-funded, meaning Iowa Interactive receives no general fund monies. This report details the activities undertaken and the value provided by Iowa Interactive during the 2015 Fiscal Year.

FY 2015 marked the beginning of a new contract for Enterprise Portal Services between the OCIO and Iowa Interactive. During the year, Iowa Interactive made several operational changes that bring it more in line with the vision and expectations that the State of Iowa has for its Enterprise Portal Management contract. As part of this operational realignment, Iowa Interactive replaced its entire executive management team. This change was necessary to ensure that Iowa Interactive could effectively carry out all technical, managerial and operational aspects of the new contract. The new management team consists of experienced managers from throughout the NIC enterprise.

Between July 1, 2014 and June 30, 2015 Iowa Interactive initiated 46 projects with 25 different state agencies. Iowa Interactive completed 27 different projects: 9 online services, 5 redesigned websites, 1 custom website, 4 project change requests and 8 services were transitioned to the Office of the Chief Information Officer. All 6 Web sites were built in accordance with state and industry standards and feature mobile first design.

Cost avoidance is one way to measure the value of the work that Iowa Interactive provides, and is determined by identifying hard and soft costs that an agency would have incurred had they chose another avenue outside of Iowa Interactive to secure a service. Cost avoidance is based on expenditures that agencies did not incur for services they received and is different from cost savings. Agencies realize cost savings when they stop or reduce the amount being paid for a service. There are two primary factors to consider when calculating the value of cost avoidance:

- 1) Actual Development and Management Costs: Iowa Interactive calculates this measure based on the Department of Administrative Services/Information Technology Enterprise (DAS/ITE) hourly development rate of \$113. Applying this rate to the number of hours spent on a project gives a minimal cost avoidance rate. It is important to note that the DAS/ITE rate is a blended rate that is below the commercial market rate.
- 2) Procurement Costs: By leveraging the Enterprise Portal Management contract for websites and eGovernment services, agencies can avoid a lengthy and costly procurement. It is widely reported that an agency can spend as much as \$250,000 to write, issue, review, score, award, and negotiate a contract from an RFP.

By leveraging the self-funded enterprise portal contract, the State of Iowa received a minimum value and cost avoidance of \$8,675,730.00 worth of service from Iowa Interactive. The revenues Iowa Interactive received from the State of Iowa totaled \$1,854,182.00. The difference between the actual revenue received and the minimum value of the service provided and cost avoidance is \$6,821,548.00.

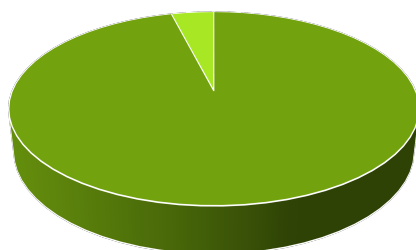
Fiscal Year 2015 Portal Facts

Since July 1, 2014, Iowa Interactive provided services to 25 Iowa State Agencies.

Board of Pharmacy
College of Student Aid Commission
Department of Administrative Services
Department of Education
Department of Human Rights
Department of Inspections & Appeals
Department of Management
Department of Public Health
Department of Public Safety
Department of Transportation
Department on Aging
Iowa Civil Rights Commission

Iowa Commission on Volunteer Service
Iowa Division of Credit Unions
Iowa Person Directed Care Coalition
Iowa Vocational Rehabilitation Services
Office of the CIO
Office of the Governor
Property Assessment Appeal Board
Public Employment Relations Board
Public Information Board
State Auditor
State Public Defender
Terrace Hill

96% of Iowa Interactive's projects are provided at
NO COST

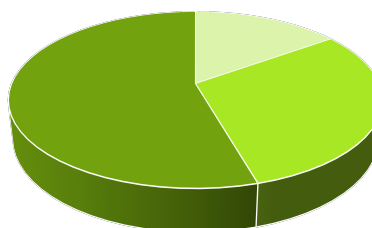


■ Free ■ Fee

Iowa Interactive shares 50% of its revenue with the lowAccess Fund. In FY 2015 that totaled \$1.6M.

Managed 1,297 active fee users, 722 free users and 361 user accounts used for the Help America Vote Act (HAVA). within 956 active accounts with access to certified Driver License Record Abstracts.

FY 2015 DLR Users



■ HAVA ■ Free ■ Fee

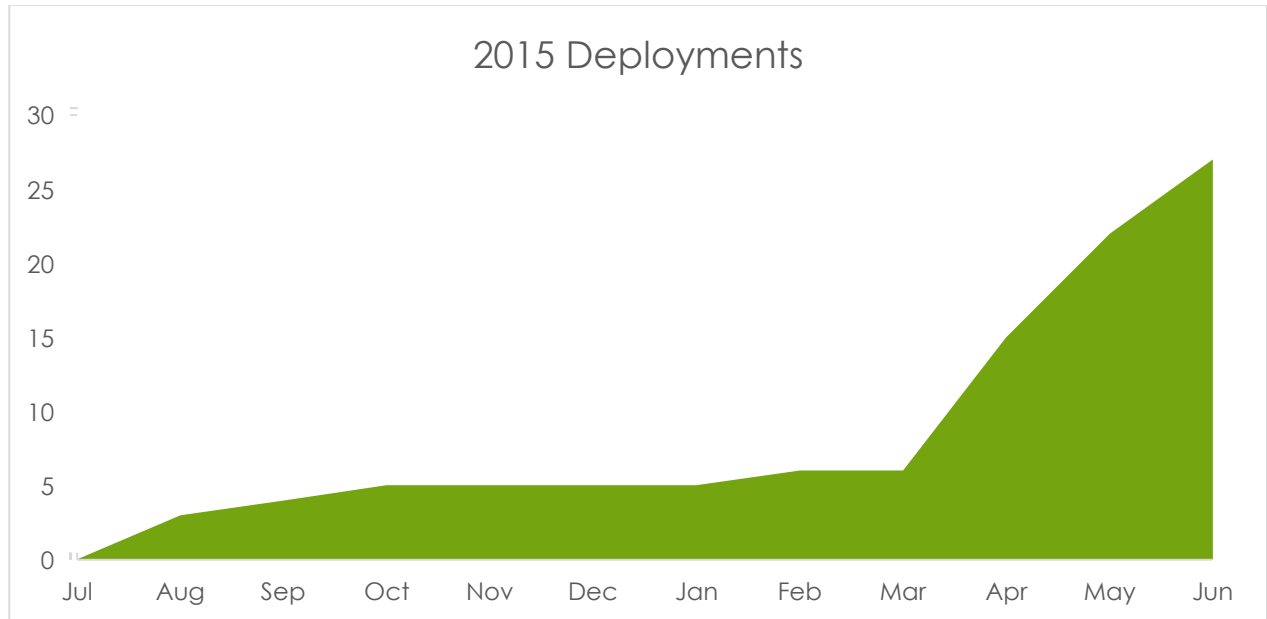
Processed 1,096,784 secure electronic government transactions in FY2015.

Fiscal Year 2015 Transaction Totals

Service	Volume
Department of Transportation Driver License Record Abstracts	1,094,793
Iowa Department of Public Health Lead Licensing	1,593
Online Conference Registration & Payment/Transaction Management	368

New Projects Completed

Between July 1, 2014 and June 30, 2015 Iowa Interactive completed 27 projects: 9 online services, 5 redesigned websites, 1 custom website, 4 project change requests and 8 services were transitioned to the OCIO.



Websites

Iowa Interactive deployed 6 Web sites that were redesigned in the new Drupal Standard Offering (DSO) Content Management System. All 6 Web sites were built in accordance with the state standard and featured responsive design so they can also be viewed on any mobile device.

Governor Terry Branstad Website

URL:

<https://governor.iowa.gov>

Hours invested by Iowa Interactive:

355

Minimum development & project management cost avoidance:

\$40,143

The screenshot shows the 'Meeting Request' page on the Governor Terry Branstad website. The header includes the text 'Office of the Governor of Iowa' and 'TERRY BRANSTAD' in large blue letters. A search bar is located in the top right corner. Below the header is a navigation menu with links: HOME, ABOUT THE GOVERNOR, GOALS, NEWSROOM, SCHEDULE, CONSTITUENT SERVICES, and CONTACT. The main content area is titled 'Meeting Request' and includes a sub-header 'Fill out the following form to request a meeting with the Governor or Lt. Governor.' The form is divided into two main sections: 'MEETING INFORMATION' and 'ORGANIZATION & CONTACT INFORMATION'. The 'MEETING INFORMATION' section contains fields for 'Requesting Presence of *' (with checkboxes for Governor and Lt. Governor), 'Date *' (with dropdowns for Month, Day, and Year, and a calendar icon), and 'Time *' (with a dropdown for Hour, a time selection field, and radio buttons for am and pm). The 'ORGANIZATION & CONTACT INFORMATION' section contains fields for 'Organization *', 'Primary Contact Name *', 'Primary Contact Email *', 'Address 1 *', 'Address 2', and 'City *'. A sidebar on the left lists 'Constituent Services' including Boards & Commissions, Scheduling Request, Meeting Request, Event Request, Proclamation Request, Request a Greeting, Request Assistance, Register An Opinion, Restoration of Citizenship Rights, Internships, and Flag Status Notifications.

This is a redesigned Web site provides visitor with access to Governor's information, his goals, recent press releases and his schedule. Visitors can easily schedule a meeting with the Governor or Lt. Governor. The site was moved into Drupal as required by the state Web site standard.

Lieutenant Governor Kim Reynolds Website

URL: <https://ltgovernor.iowa.gov>

Hours invested by Iowa Interactive: 108

Minimum development & project management cost avoidance: \$12,204

Office of the Lieutenant Governor of Iowa
KIM REYNOLDS

Enter your keywords

HOME ABOUT THE LT. GOVERNOR GOALS **NEWSROOM** SCHEDULE CONSTITUENT SERVICES
CONTACT

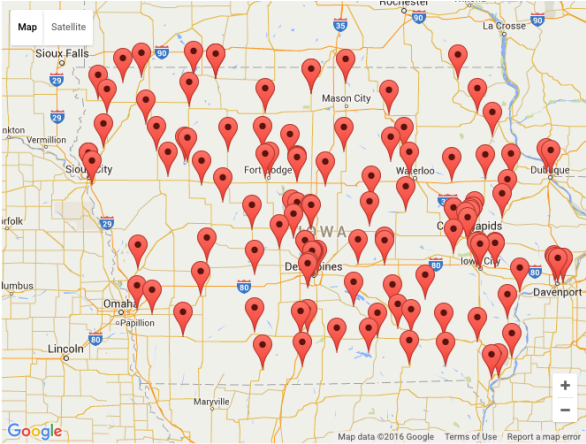
Home » Newsroom » Visiting Every County, Every Year

Newsroom

- Press Releases
- Press Contacts
- Visiting Every County**

Visiting Every County, Every Year

« Prev **2015** Next »



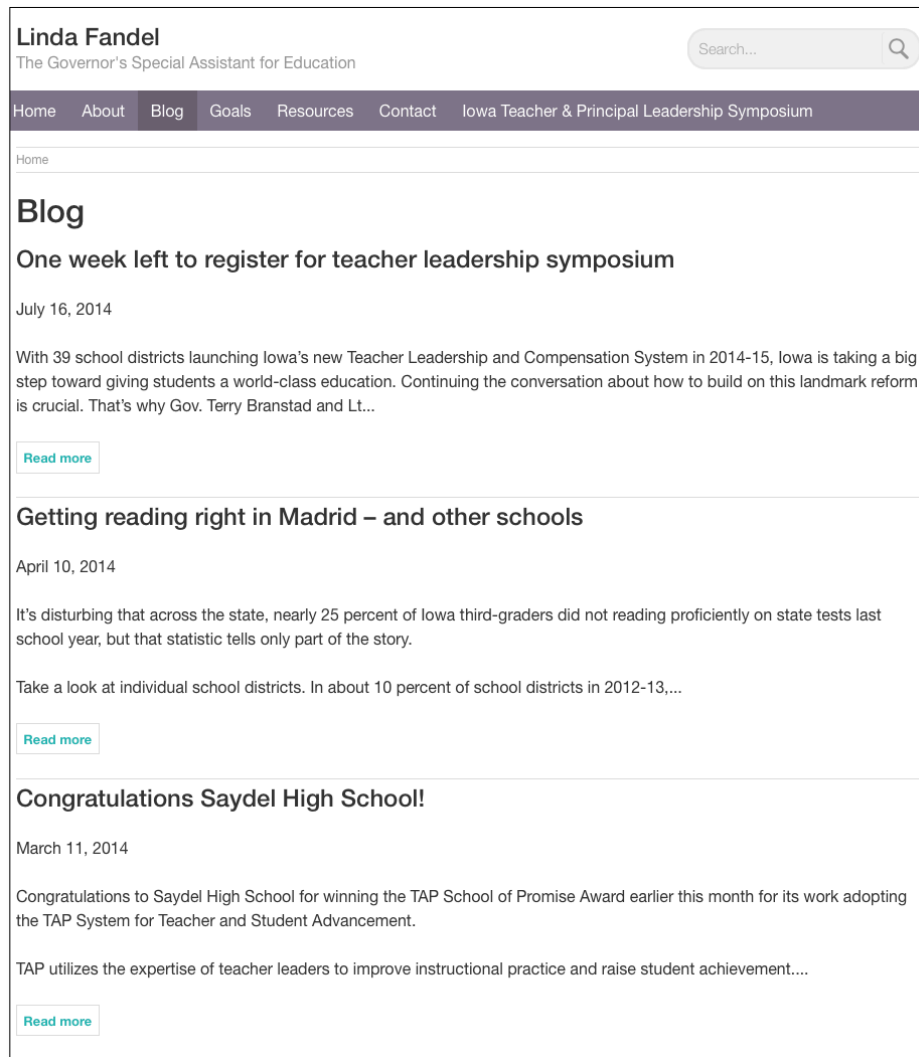
Map data ©2016 Google Terms of Use Report a map error

County	Event	Date	Location
	Gov. Branstad and Lt. Gov. Reynolds attend The Governor Branstad Longest Serving Event	Mon, 12/14/2015 - 6:00pm	
	Gov. Branstad and Lt. Governor Reynolds attend Iowa Veterans Administration public budget hearing	Mon, 11/23/2015 - 2:30pm	
	Lt. Gov. attends National Lieutenant Governor's Association Meeting in Hartford, CT	Tue, 10/20/2015 (All day)	

This is a redesigned Web site provides visitor with access to Lieutenant Governor information, her goals, recent press releases and her schedule. Visitors can easily find what counties the Lieutenant Governor has recently visited. The site was moved into Drupal as required by the state Web site standard.

Linda Fandel Website

URL:	https://iowaeducation.iowa.gov
Hours invested by Iowa Interactive:	51
Minimum development & project management cost avoidance:	\$5,763



This is a redesigned Web site provides educators with access to Iowa specific education blog. The site was moved into Drupal as required by the state Web site standard.

Office of the Chief Information Officer Website

URL:


<https://ocio.iowa.gov>

Hours invested by Iowa Interactive:

102

Minimum development & project management cost avoidance:

\$11,470



This is a redesigned Web site provides visitors with access to other eGovernment services, performance reports and web design standards. Visitors can also easily find a listing of all the Iowa Mobile applications that are available for easy download.

Iowa Student Tobacco Education Program Website

URL:

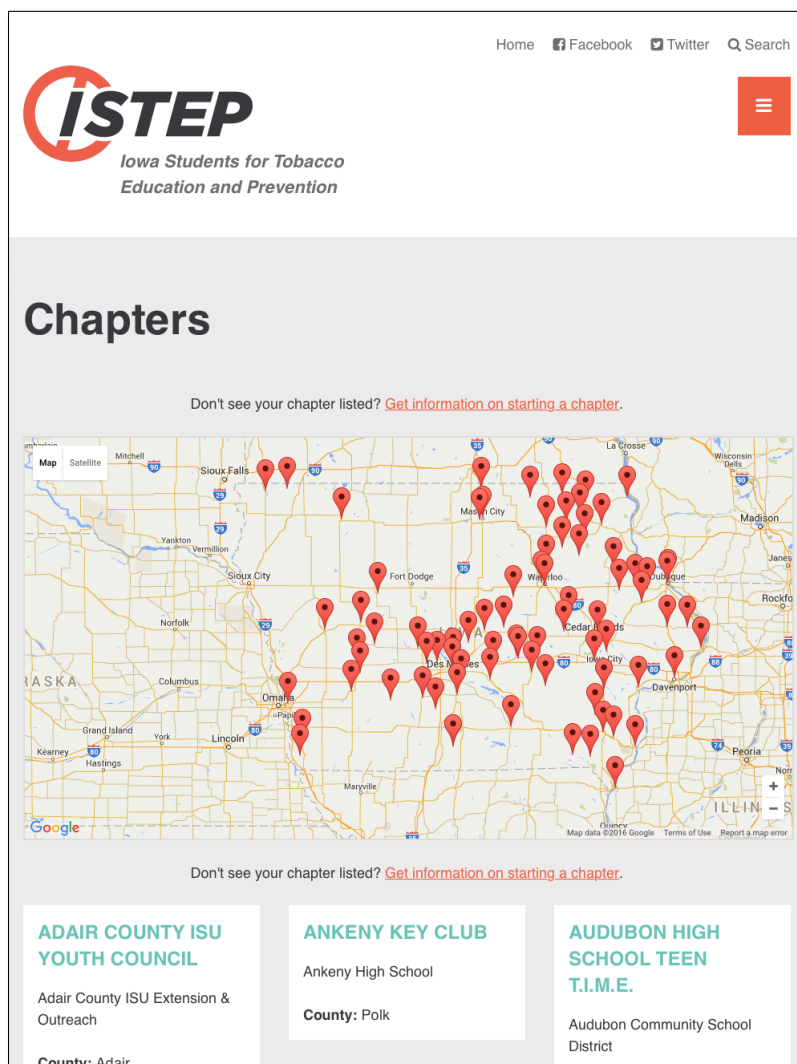
<https://www.iowastep.org>

Hours invested by Iowa Interactive:

81

Minimum development & project management cost avoidance:

\$9,097



This new custom Web site provides teens the ability to find a local ISTEP chapter in their community and allows adult sponsors to register their chapter. Visitors can easily find information about tobacco prevention and upcoming events in their areas.

Property Assessment Appeals Board Website

URL:

<https://paab.iowa.gov>

Hours invested by Iowa Interactive:

78

Minimum development & project management cost avoidance:

\$8,758

The screenshot shows the PAAB website interface. At the top is the PAAB logo and a search bar. Below is a navigation menu with links: Home, About, eFile, Taxpayers, Local Governments, Decisions & Appeals, Calendar, Iowa Law & Policy, and Contact Us. The main content area is titled 'Decisions' and features several filter boxes: Year (dropdown), Docket Number (text input), Taxpayer Name (text input), Board of Review (list: Adair, Adams, Allamakee, Appanoose, Audubon, Benton), Classification (list: Agricultural, Commercial, Industrial, Multi-Residential, Residential, Dual-classification), Property Type (list: Hotel/Motel, Retail Store, Manufacturing/Warehouse, Single-Family, Multi-Family, Nursing Home), and Appeal Ground (list: Inequity, Market Value, Misclassified, Non-assessable, or Exempt, Error, Fraud, Change in Value). There are 'Filter' and 'Reset' buttons. Below the filters is a table of recent decisions.

YEAR	TITLE	BOARD OF REVIEW	CLASSIFICATION	PROPERTY TYPE	APPEAL GROUND
2015	Zylstra v. City of Cedar Rapids Board of Review	City of Cedar Rapids	Residential	Single-Family	Inequity
2015	Kellen v. Polk County Bd. of Review	Polk	Residential	Single-Family	Market Value
2015	Beller v. Polk County Bd. of Review	Polk	Commercial	Manufacturing/Warehouse	Market Value
2015	Connolly v. Polk County Board of Review	Polk	Residential	Single-Family	Inequity
2015	Lehmer v. Warren County Board of Review	Warren	Residential	Single-Family	Inequity
2015	Reeves v. Polk County Bd. of Review	Polk	Residential	Single-Family	Inequity, Market Value
2015	Kizer v. Dubuque County Bd. of Review	Dubuque	Residential	Single-Family	Inequity, Market Value

This is a redesigned Web site provides visitors with access to current and past PAAB property assessment appeals, notice of upcoming hearings, and access to relevant, current Iowa property assessment appeal laws and policies. Visitors can also easily find the recent property assessment decisions and file an appeal.

Transitioned Services

In FY 2015, as per the terms of the most recent contract, Iowa Interactive transitioned all existing revenue generating transactional applications and any vendor hosted Web site to the Office of the Chief Information Officer.

Agency	Title	Type	Date
Public Safety	Electrical Licensing Application	Transition	8/1/14
Public Safety	Electrical Permits and Inspection Application	Transition	8/1/14
Public Health	Professional Licensing	Transition	8/1/14
Public Health	Lead Licensing	Transition	9/1/14
Public Health	Plumbers and Mechanical Renewal Application	Transition	10/1/14
Alcohol Beverage Control	Symposium 21 Website Transition	Transition	4/1/15
Aging	Iowa Aging	Transition	4/1/15
College Aid	Iowa College Aid Website	Transition	4/1/15

Project Value Summary

The chart on the following page shows the projects and maintenance in which Iowa Interactive was involved during the 2015 Fiscal Year. The information is organized by the top level agency. Some agencies have multiple projects. Hours and minimum cost avoidance are shown. The Agency Subtotal columns show the total hours and minimum cost avoidance for each of the top level agencies.

Top Level Agency	Website Design, Application Development and Maintenance	Hours	Minimum Cost Avoidance	Agency Subtotal of Hours	Agency Subtotal Minimum Cost Avoidance
Board of Pharmacy	Board of Pharmacy Website	44	\$4,972	44	\$4,972
College of Student Aid Commission	College Student Aid Website	16	\$1,808	16	\$1,808
Department of Administrative Services	RFP / Bid Opportunities Application	151	\$17,035	173	\$19,493
	Public Meeting Calendar Application	12	\$1,300		
	Administrative Rules Terminal Application	10	\$1,158		
Department of Education	Iowa Teacher and Principal Leadership Symposium Website and Application	10	\$1,130	61	\$6,893
	Linda Fandel Website	51	\$5,763		
Department of Human Rights	Family Development and Self Sufficiency Website	10	\$1,074	10	\$1,074
Department of Inspections & Appeals	Department of Inspections & Appeals Boarding Home Application	1	\$141	41	\$4,633
	Dept. of Inspections and Appeals Website	40	\$4,492		
Department of Management	Department of Management Website	152	\$17,120	287	\$32,431
	Department of Management Lean Office Website	4	\$396		
	Early Childhood Iowa Website	132	\$14,916		
Department of Natural Resources	Department of Natural Resources Drupal Website	25	\$2,853	25	\$2,853
Department of Public Health	Medical Examiner Website	48	\$5,368	128	\$14,464
	ISTEP Website	81	\$9,097		
Department of Public Safety	Department of Public Safety AMBER Alerts Application	87	\$9,859	186	\$20,962
	Breath Alcohol Dynamic Web Website	79	\$8,927		
	Department of Public Safety Accident Reports Application	19	\$2,175		
Department of Transportation	Scenic Byways Dynamic Website	11	\$1,187	4324	\$488,584
	DMV iPad Quiz Application	11	\$1,187		
	Driver History Records Lookup Application	4252	\$480,448		
	Drivers Record Monitoring Application	51	\$5,763		
Department on Aging	Iowa Department on Aging Website	15	\$1,639	15	\$1,639
Iowa Civil Rights Commission	Iowa Civil Rights Commission Website	2	\$254	2	\$254
Iowa Division of Credit Unions	Iowa Division of Credit Unions Website	42	\$4,746	42	\$4,746
Iowa Person Directed Care Coalition	Iowa Person Directed Care Coalition Website	5	\$565	5	\$565
Iowa Vocational	Iowa Vocational Rehabilitation	16	\$1,752	25	\$2,769

Top Level Agency	Website Design, Application Development and Maintenance	Hours	Minimum Cost Avoidance	Agency Subtotal of Hours	Agency Subtotal Minimum Cost Avoidance
Rehabilitation Services	Services Website				
	Employer's Disability Resource Network Website	9	\$1,017		
Office of the CIO	Office of the CIO Website	102	\$11,470	3092	\$349,396
	Licensing Application Transition	635	\$71,755		
	Drupal Standard Templates Application	2098	\$237,074		
	Open Data Portal Application	14	\$1,582		
	Subscriber Services	52	\$5,876		
	Office of the CIO - Dashboard Application	192	\$21,640		
	Governor Website	355	\$40,143		
Office of the Governor	Lt. Governor Website	108	\$12,204	952	\$107,548
	Iowa.gov State's Website	489	\$55,201		
Iowa Commission on Volunteer Service	Iowa Mentoring Drupal Website	3	\$339	3	\$339
Property Assessment Appeal Board	Property Assessment Appeal Board Website	78	\$8,758	78	\$8,758
Public Employment Relations Board	Public Employment Relations Board Healthcare Survey	4	\$480	6	\$706
	Public Employment Relations Board Website	2	\$226		
Public Information Board	Public Information Board Website	10	\$1,102	10	\$1,102
State Auditor	State Auditor Website	51	\$5,707	51	\$5,707
State Public Defender	State Public Defender Website	1	\$113	1	\$113
Terrace Hill	Terrace Hill Website	92	\$10,424	92	\$10,424
TOTAL		9,666	\$1,092,230	9,666	\$1,092,230

Marketing

Iowa Interactive assists partners in marketing the services that are developed. One of Iowa Interactive's services is assisting agencies in the distribution of press releases through various channels. The following is a sample of the press releases that were issued publicizing services that were developed in partnership with Iowa Interactive:

Press Releases

Agency	Title	Date
Office of the CIO	Iowa Interactive LLC Selected to Continue Providing government Services for the State of Iowa	7/15/14

Conferences

Event	Location	Date
ISAC Spring Training Event	Des Moines, IA	03/12-13/2015
IMFOA Spring Training Event	Des Moines, IA	04/15-17/2015

(Appendix E)

Salary Report, 8A.341.2

On November 1, the OCIO electronically provided a report to each caucus of the general assembly, the legislative services agency, the chief clerk of the House of Representatives, and the Secretary of the Senate in compliance with 8A.341.2. The report included the base salary as computed on July 1 of the fiscal year, and traveling and subsistence expense of the personnel of each of the departments, boards, and commissions of the State of Iowa with the exception of personnel who receive an annual salary of less than one thousand dollars.

(Appendix F)

Donations, Grants, Gifts and Contributions Report, 8B.6

The OCIO did not receive any donations, gifts or contributions. The federal government provided a grant to the OCIO through the Iowa Homeland Security and Emergency Management Division. The grant funding continued the implementation of an enhanced vulnerability management reporting and software security tools. Below is information submitted in section 8 of the GAAP package about the funds received by the OCIO.

- <i>Fund</i>	<u>0689</u>
- <i>Revenue CLASS (3-digit)</i>	<u>204</u>
- <i>Amount recognized in State accounting system for the entire year:</i>	
- <i>July through June</i>	<u>\$71,551</u>
- <i>Holdopen</i>	<u>\$0</u>
- <i>Additional receivable to be recognized</i>	<u>\$2,016</u>