

# OSCEOLA

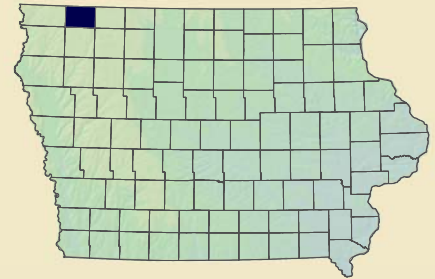
## 2004 ANNUAL COUNTY PROFILE

### Executive Summary

As of 2003, Osceola County's largest private industry was Manufacturing, representing 23.35 percent (569) of the county's total covered employment of 2,437. Although the county's total employment decreased by 2.05 percent since 2002, the average annual wage increased by 4.20 percent to \$23,484 for all industries. Employment in the Construction sector showed the largest percentage increase, 30.00 percent (33 employees) from 2002 to 2003.

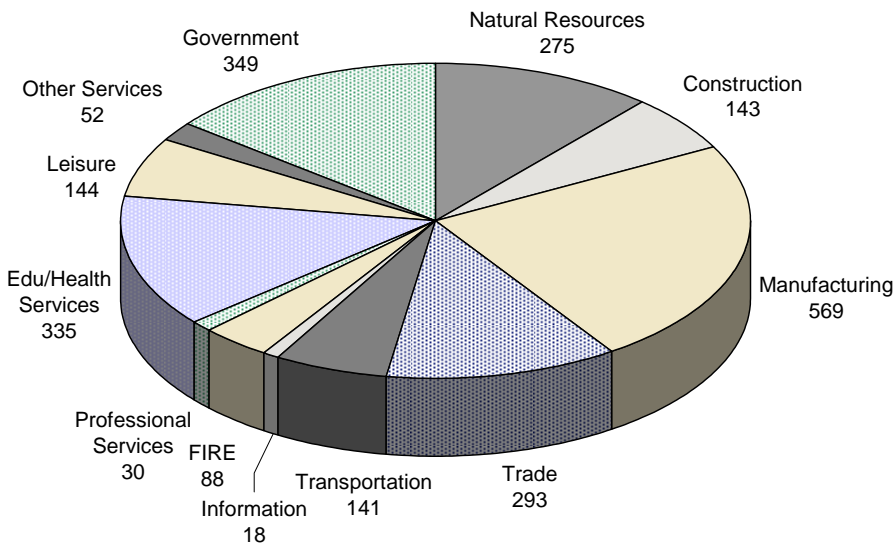
Osceola County's average weekly wage for all industries was \$452 for 2003. This was an increase of 4.39 percent since 2002. The highest average weekly wage for a private sector was in Wholesale Trade, averaging \$685 with gross total wages of \$4.0 million. Between 2002 and 2003, the Education & Health Services sector had the largest percentage increase in average weekly wage of 10.54 percent (\$33).

### STATE OF IOWA



Osceola County

### 2003 Industry Breakout by Employment in Osceola County



Note: Government includes public education and health institutions

### Ten Largest Employers by Employment

Based on Annual 2003 Employment by Private Industry

Rank	Name of Company	Industry
1	Exopack	Manufacturing
2	Sunrise Farms	Agriculture
3	Country View Manor	Health Services
4	Osceola Community Hospital	Health Services
5	Keith M Merrick Co Inc	Manufacturing
6	The Conveyor Company	Manufacturing
7	Sibley NRC	Health Services
8	Client Community Services	Health Services
9	Graves Construction Co	Construction
10	Coop Elevator Assn	Wholesale Trade

### QUICK FACTS

#### Covered Employment (2003)

		%
Total Employment	2,437	0.17 <sup>1</sup>
Average Weekly Wage	\$452	76.5 <sup>2</sup>
Largest Private Sector: Manufacturing	569	0.26 <sup>3</sup>

<sup>1</sup> Percent is based on statewide covered employment of 1,404,476

<sup>2</sup> Percent is based on statewide average weekly wage of \$591

<sup>3</sup> Percent is based on statewide covered sector employment

#### Census Statistics

		Rank
2003 Population	6,819	94
Growth % since 1990	-6.2%	86
2003 Unemployment Rate	3.3%	88
2002 Per Capita Personal Income	\$23,057	88
2000 Median Household Income	\$34,274	72

Ranking based on Iowa's 99 counties

# 2004 QUARTERLY CENSUS OF EMPLOYMENT AND WAGES PROFILE

## 2003 Covered Employment and Reporting Units by Industry in Osceola County

Reporting Units				Employment		
2002	2003	% Change		2002	2003	% Change
232	230	-0.86%	Total All Industries	2,488	2,437	-2.05%
205	203	-0.98%	Private Business	2,140	2,088	-2.43%
18	19	5.56%	Ag/Natural Resources & Mining	298	275	-7.72%
26	28	7.69%	Construction	110	143	30.00%
18	17	-5.56%	Manufacturing	587	569	-3.07%
44	41	-6.82%	Trade	335	293	-12.54%
14	14	0.00%	<i>Wholesale Trade</i>	118	113	-4.24%
30	26	-13.33%	<i>Retail Trade</i>	217	180	-17.05%
28	30	7.14%	Transportation & Utilities	137	141	2.92%
3	3	0.00%	Information	18	18	0.00%
14	13	-7.14%	Finance, Insurance, and Real Estate	88	88	0.00%
10	9	-10.00%	Professional & Business Services	31	30	-3.23%
16	15	-6.25%	Education & Health Services	340	335	-1.47%
12	13	8.33%	Leisure & Hospitality	142	144	1.41%
18	17	-5.56%	Other Services	54	52	-3.70%
27	27	0.00%	Government	348	349	0.29%
3	3	0.00%	<i>State</i>	6	5	-16.67%
18	18	0.00%	<i>Local</i>	305	307	0.66%
6	6	0.00%	<i>Federal</i>	37	36	-2.70%

### QUICK FACTS

Osceola County's  
Largest  
Industries by  
Worksites

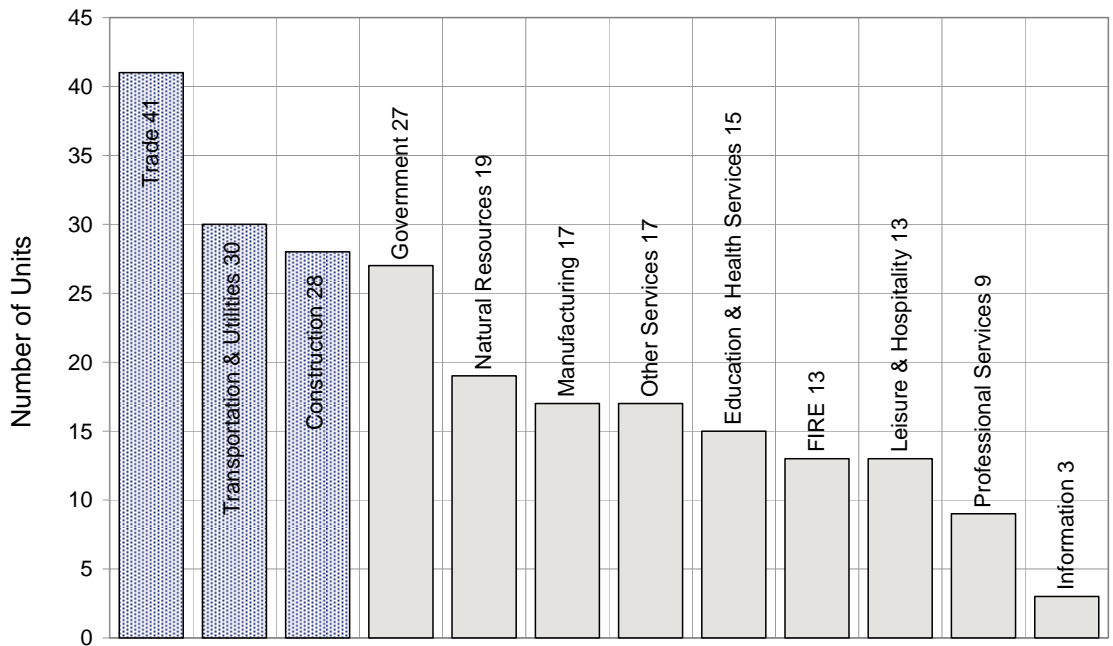
Wholesale & Retail  
Trade  
41

Transportation &  
Utilities  
30

Construction  
28

### Reporting Units by Industry in 2003 in Osceola County

*A Unit is Defined as a Worksite*



Trade - Wholesale & Retail Trade  
F.I.R.E. - Finance, Insurance, & Real Estate;

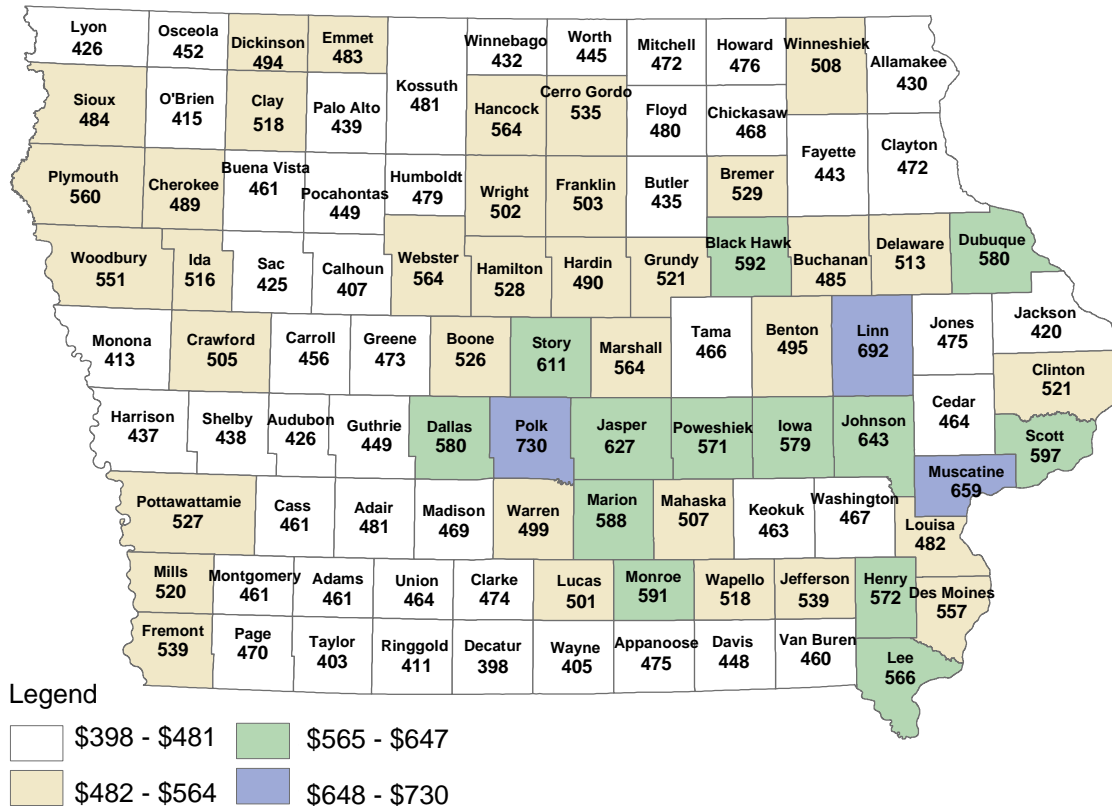
Natural Resources - Agriculture, Natural Resources, & Mining.

# 2004 QUARTERLY CENSUS OF EMPLOYMENT AND WAGES PROFILE

## 2003 Average Annual and Weekly Wage by Industry in Osceola County

Average Annual Wage				Average Weekly Wage		
2002	2003	% Change		2002	2003	% Change
\$ 22,539	\$ 23,484	4.20%	Total All Industries	\$ 433	\$ 452	4.39%
\$ 22,260	\$ 23,304	4.69%	Private Business	\$ 428	\$ 448	4.67%
\$ 20,797	\$ 22,862	9.93%	Ag/Natural Resources & Mining	\$ 400	\$ 440	10.00%
\$ 26,351	\$ 26,551	0.76%	Construction	\$ 507	\$ 511	0.79%
\$ 29,030	\$ 30,291	4.34%	Manufacturing	\$ 558	\$ 583	4.48%
\$ 22,274	\$ 22,558	1.27%	Trade	\$ 428	\$ 434	1.40%
\$ 32,990	\$ 35,616	7.96%	<i>Wholesale Trade</i>	\$ 634	\$ 685	8.04%
\$ 16,447	\$ 14,360	-12.69%	<i>Retail Trade</i>	\$ 316	\$ 276	-12.66%
\$ 27,276	\$ 27,243	-0.12%	Transportation & Utilities	\$ 525	\$ 524	-0.19%
\$ 9,917	\$ 9,854	-0.63%	Information	\$ 191	\$ 190	-0.52%
\$ 27,458	\$ 28,219	2.77%	Finance, Insurance, Real Estate	\$ 528	\$ 543	2.84%
\$ 17,280	\$ 18,848	9.07%	Professional & Business Services	\$ 332	\$ 362	9.04%
\$ 16,270	\$ 17,999	10.63%	Education & Health Services	\$ 313	\$ 346	10.54%
\$ 5,504	\$ 5,378	-2.29%	Leisure & Hospitality	\$ 106	\$ 103	-2.83%
\$ 15,869	\$ 16,506	4.01%	Other Services	\$ 305	\$ 317	3.93%
\$ 24,252	\$ 24,564	1.29%	Government	\$ 466	\$ 472	1.29%
\$ 33,283	\$ 34,278	2.99%	<i>State</i>	\$ 640	\$ 659	2.97%
\$ 23,005	\$ 23,190	0.80%	<i>Local</i>	\$ 442	\$ 446	0.90%
\$ 33,061	\$ 35,615	7.72%	<i>Federal</i>	\$ 636	\$ 685	7.70%

## 2003 Average Weekly Wage for All Industries by County



### QUICK FACTS

#### Average Weekly Wage Comparisons

Osceola  
\$452

Rank  
Among All 99  
Iowa Counties  
-77-

Statewide  
\$591

Nation\*  
\$726

\* preliminary data

# 2004 QUARTERLY CENSUS OF EMPLOYMENT AND WAGES PROFILE

## CONTACT INFO

Iowa Workforce  
Development,  
Employment  
Statistics Bureau

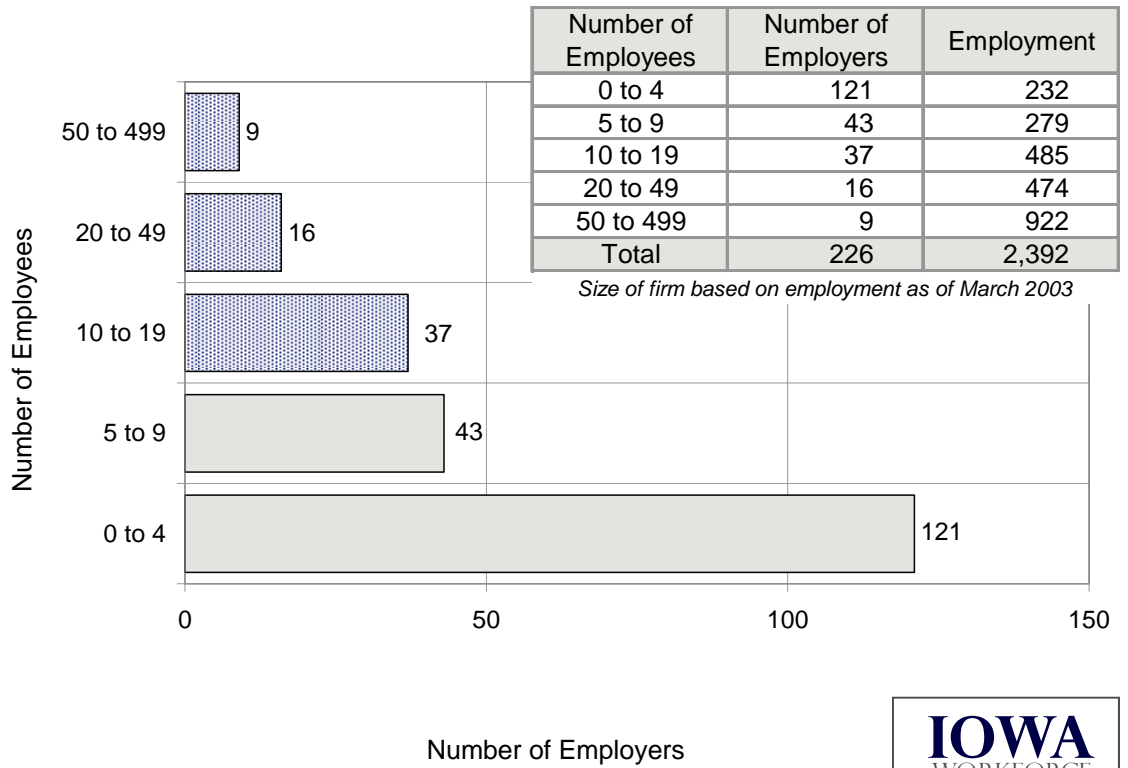
1000 E Grand Ave  
Des Moines, IA 50319

800-532-1249;  
Fax: 515-281-8195  
trends@iwd.state.ia.us  
www.iowaworkforce.org

*Equal opportunity employer/  
program. Auxiliary aids and  
services are available upon  
request to individuals with  
disabilities.*

TTY 515-281-4748;  
1-800-831-1399

## 2003 Size of Firm in Osceola County



**IOWA**  
WORKFORCE  
DEVELOPMENT

IOWA WORKFORCE DEVELOPMENT  
1000 East Grand Avenue  
Des Moines, Iowa 50319-0209



OFFICIAL BUSINESS  
PENALTY FOR PRIVATE USE \$300