

# MAHASKA

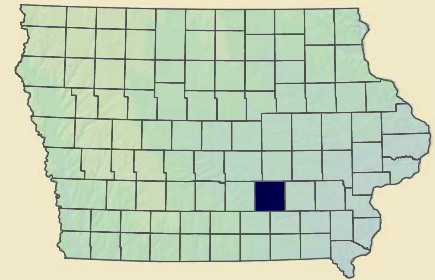
## 2004 ANNUAL COUNTY PROFILE

### Executive Summary

As of 2003, Mahaska County's largest private industry was Trade, representing 20.42 percent (1,523) of the county's total covered employment of 7,458. Employment in the Manufacturing sector followed closely with reporting 18.06 percent (1,347). Although the county's total employment decreased by 1.82 percent since 2002, the average annual wage increased by 5.16 percent to \$26,339 for all industries.

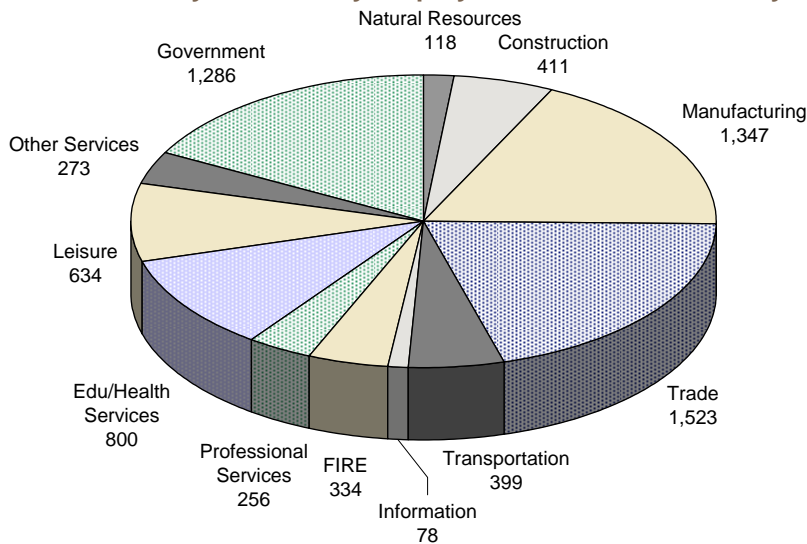
Mahaska County's average weekly wage for all industries was \$507 for 2003. This was an increase of 5.19 percent since 2002. The highest average weekly wage for a private sector was Manufacturing, averaging \$729 with gross total wages of \$51.0 million. Between 2002 and 2003, the Professional & Business Services sector had the largest percentage increase in average weekly wage of 27.89 percent (\$123).

### STATE OF IOWA



Mahaska County

### 2003 Industry Breakout by Employment in Mahaska County



Note: Government includes public education and health institutions

### Ten Largest Employers by Employment

Based on Annual 2003 Employment by Private Industry

Rank	Name of Company	Industry
1	Clow Valve Co	Manufacturing
2	Musco Sports Lighting	Manufacturing
3	Hy-Vee Food Stores	Retail Trade
4	William Penn University	Educational Services
5	Wal-Mart Stores	Retail Trade
6	Cunningham Inc	Construction
7	Panel Components Corp	Wholesale Trade
8	Oskaloosa Food Prod Corp	Manufacturing
9	Pleasant Park Estates	Health Services
10	Co-Line Welding	Manufacturing

### QUICK FACTS

#### Covered Employment (2003)

		%
Total Employment	7,458	0.53 <sup>1</sup>
Average Weekly Wage	\$507	85.8 <sup>2</sup>
Largest Private Sector:		
Wholesale & Retail Trade	1,523	0.62 <sup>3</sup>

<sup>1</sup> Percent is based on statewide covered employment of 1,404,476

<sup>2</sup> Percent is based on statewide average weekly wage of \$591

<sup>3</sup> Percent is based on statewide covered sector employment

#### Census Statistics

		Rank
2003 Population	22,303	27
Growth % since 1990	3.6%	33
2003 Unemployment Rate	4.9%	38
2002 Per Capita Personal Income	\$25,121	62
2000 Median Household Income	\$37,314	43

Ranking based on Iowa's 99 counties

# 2004 QUARTERLY CENSUS OF EMPLOYMENT AND WAGES PROFILE

## 2003 Covered Employment and Reporting Units by Industry in Mahaska County

Reporting Units				Employment		
2002	2003	% Change		2002	2003	% Change
639	650	1.72%	Total All Industries	7,596	7,458	-1.82%
592	603	1.86%	Private Business	6,350	6,172	-2.80%
22	21	-4.55%	Ag/Natural Resources & Mining	146	118	-19.18%
69	71	2.90%	Construction	389	411	5.66%
44	43	-2.27%	Manufacturing	1,365	1,347	-1.32%
146	150	2.74%	Trade	1,542	1,523	-1.23%
38	44	15.79%	<i>Wholesale Trade</i>	355	410	15.49%
109	106	-2.75%	<i>Retail Trade</i>	1,187	1,113	-6.23%
36	37	2.78%	Transportation & Utilities	442	399	-9.73%
10	13	30.00%	Information	77	78	1.30%
54	54	0.00%	Finance, Insurance, and Real Estate	346	334	-3.47%
53	53	0.00%	Professional & Business Services	346	256	-26.01%
46	51	10.87%	Education & Health Services	768	800	4.17%
48	52	8.33%	Leisure & Hospitality	645	634	-1.71%
63	60	-4.76%	Other Services	283	273	-3.53%
47	47	0.00%	Government	1,246	1,286	3.21%
6	6	0.00%	<i>State</i>	48	50	4.17%
33	33	0.00%	<i>Local</i>	1,122	1,159	3.30%
9	8	-11.11%	<i>Federal</i>	76	77	1.32%

### QUICK FACTS

**Mahaska County's  
Largest  
Industries by  
Worksites**

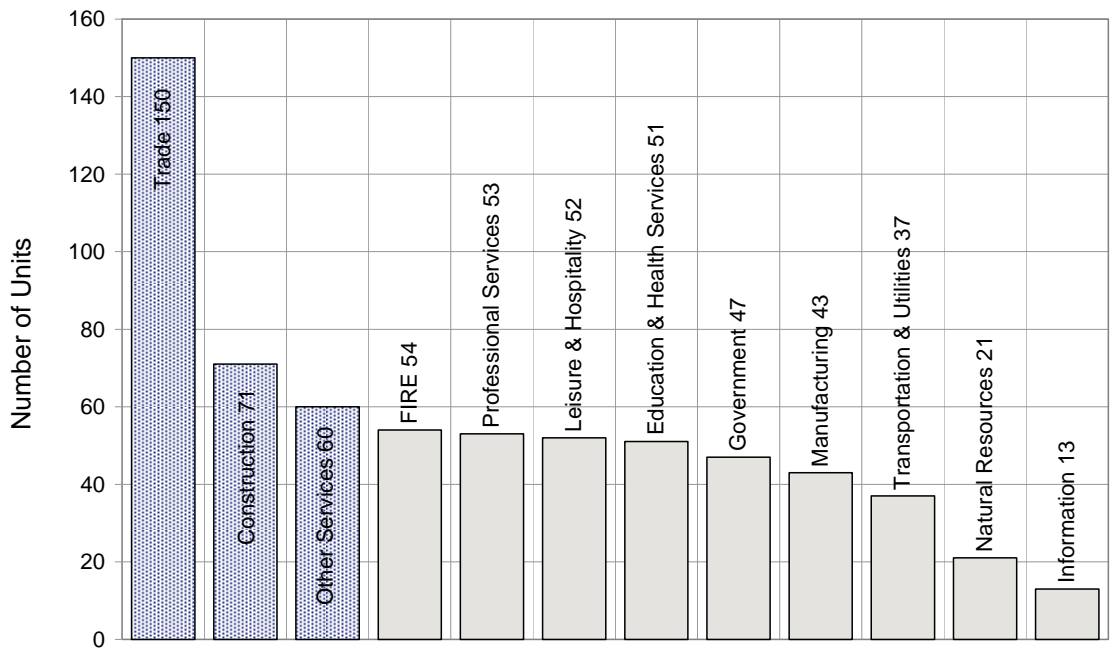
Wholesale & Retail  
Trade  
150

Construction  
71

Other Services  
60

### Reporting Units by Industry in 2003 in Mahaska County

*A Unit is Defined as a Worksite*



Trade - Wholesale & Retail Trade  
F.I.R.E. - Finance, Insurance, & Real Estate;

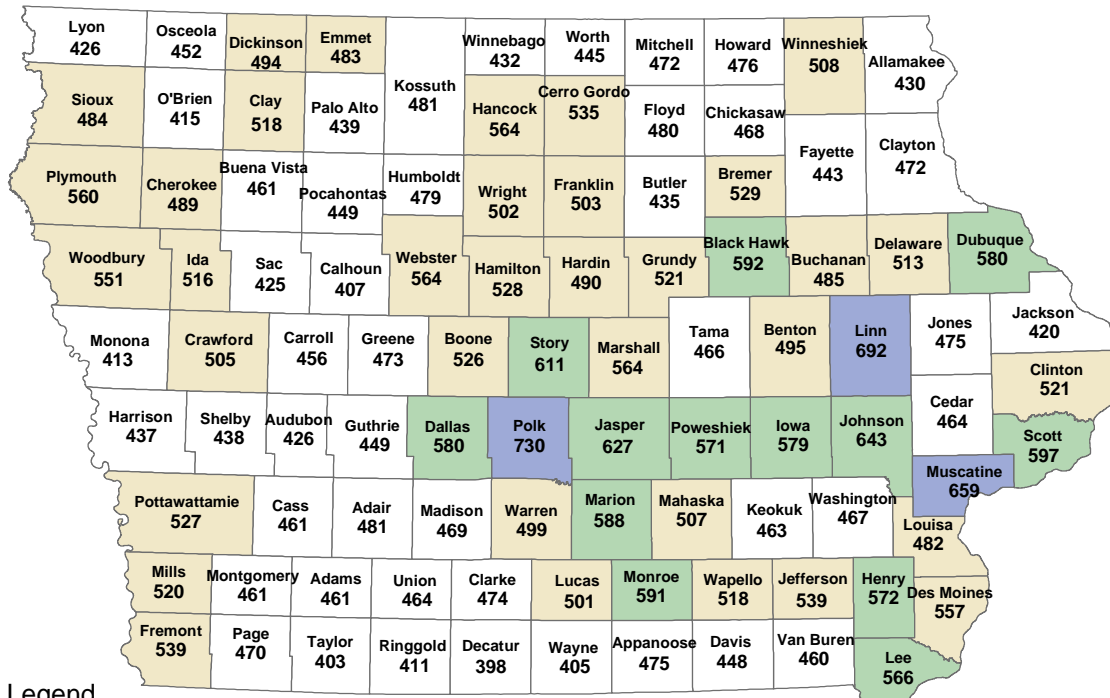
Natural Resources - Agriculture, Natural Resources, & Mining.

# 2004 QUARTERLY CENSUS OF EMPLOYMENT AND WAGES PROFILE

## 2003 Average Annual and Weekly Wage by Industry in Mahaska County

Average Annual Wage				Average Weekly Wage		
2002	2003	% Change		2002	2003	% Change
\$ 25,046	\$ 26,339	5.16%	Total All Industries	\$ 482	\$ 507	5.19%
\$ 24,617	\$ 25,983	5.55%	Private Business	\$ 473	\$ 500	5.71%
\$ 26,224	\$ 22,534	-14.07%	Ag/Natural Resources & Mining	\$ 504	\$ 433	-14.09%
\$ 26,742	\$ 27,949	4.51%	Construction	\$ 514	\$ 537	4.47%
\$ 35,380	\$ 37,899	7.12%	Manufacturing	\$ 680	\$ 729	7.21%
\$ 19,151	\$ 21,070	10.02%	Trade	\$ 368	\$ 405	10.05%
\$ 28,041	\$ 31,269	11.51%	<i>Wholesale Trade</i>	\$ 539	\$ 601	11.50%
\$ 16,492	\$ 17,314	4.98%	<i>Retail Trade</i>	\$ 317	\$ 333	5.05%
\$ 35,261	\$ 35,524	0.75%	Transportation & Utilities	\$ 678	\$ 683	0.74%
\$ 19,488	\$ 21,038	7.95%	Information	\$ 375	\$ 405	8.00%
\$ 30,077	\$ 31,466	4.62%	Finance, Insurance, Real Estate	\$ 578	\$ 605	4.67%
\$ 22,915	\$ 29,306	27.89%	Professional & Business Services	\$ 441	\$ 564	27.89%
\$ 24,765	\$ 24,252	-2.07%	Education & Health Services	\$ 476	\$ 466	-2.10%
\$ 8,694	\$ 8,550	-1.66%	Leisure & Hospitality	\$ 167	\$ 164	-1.80%
\$ 14,890	\$ 16,235	9.03%	Other Services	\$ 286	\$ 312	9.09%
\$ 27,232	\$ 28,046	2.99%	Government	\$ 524	\$ 539	2.86%
\$ 35,863	\$ 36,236	1.04%	<i>State</i>	\$ 690	\$ 697	1.01%
\$ 26,232	\$ 27,104	3.32%	<i>Local</i>	\$ 504	\$ 521	3.37%
\$ 36,544	\$ 36,910	1.00%	<i>Federal</i>	\$ 703	\$ 710	1.00%

## 2003 Average Weekly Wage for All Industries by County



Legend

	\$398 - \$481		\$565 - \$647
	\$482 - \$564		\$648 - \$730

### QUICK FACTS

#### Average Weekly Wage Comparisons

Mahaska  
\$507

Rank  
Among All 99  
Iowa Counties  
-38-

Statewide  
\$591

Nation\*  
\$726

\* preliminary data

# 2004 QUARTERLY CENSUS OF EMPLOYMENT AND WAGES PROFILE

## CONTACT INFO

Iowa Workforce  
Development,  
Employment  
Statistics Bureau

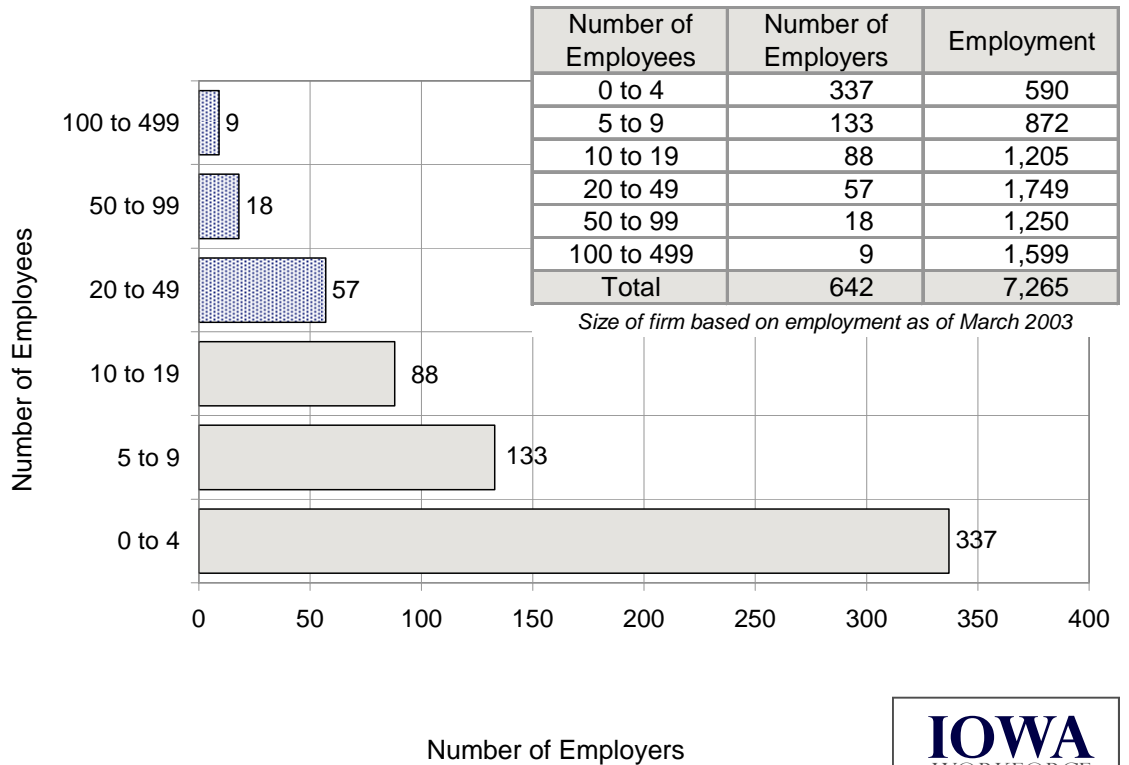
1000 E Grand Ave  
Des Moines, IA 50319

800-532-1249;  
Fax: 515-281-8195  
trends@iwd.state.ia.us  
www.iowaworkforce.org

*Equal opportunity employer/  
program. Auxiliary aids and  
services are available upon  
request to individuals with  
disabilities.*

TTY 515-281-4748;  
1-800-831-1399

## 2003 Size of Firm in Mahaska County



**IOWA**  
WORKFORCE  
DEVELOPMENT

IOWA WORKFORCE DEVELOPMENT  
1000 East Grand Avenue  
Des Moines, Iowa 50319-0209



OFFICIAL BUSINESS  
PENALTY FOR PRIVATE USE \$300