

# JACKSON

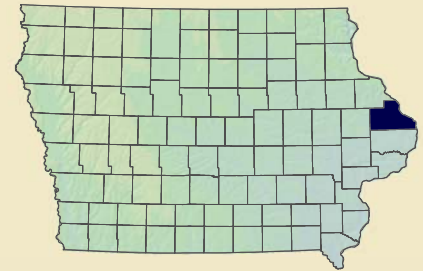
## 2004 ANNUAL COUNTY PROFILE

### Executive Summary

As of 2003, Jackson County's largest private sector was Trade, representing 18.23 percent (1,175) of the county's total covered employment of 6,447. Almost 75 percent of this sector's employment is in the Retail Trade industry. Although the county's total employment decreased by 3.60 percent since 2002, the average annual wage increased by 4.12 percent to \$21,819 for all industries.

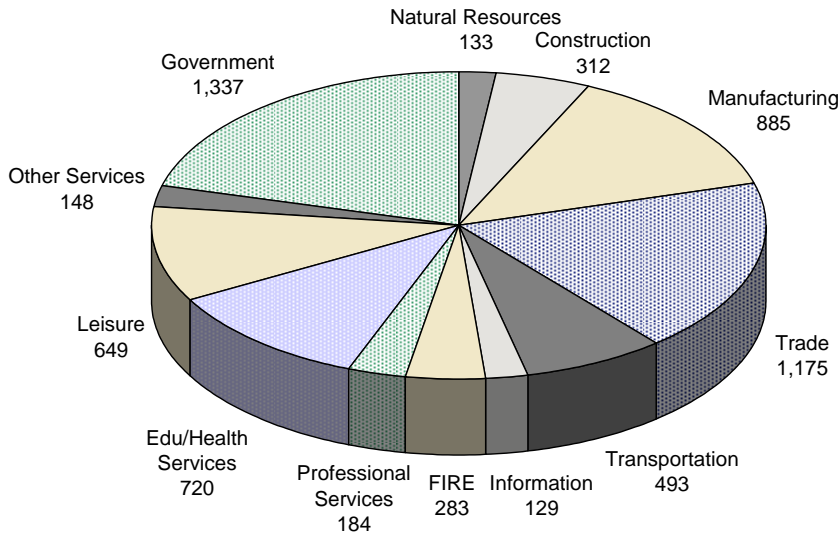
Jackson County's average weekly wage for all industries was \$420 for 2003. The highest average weekly wage for a private sector was Wholesale Trade, averaging \$624 with gross total wages of \$10.0 million. The Professional & Business Services sector had the largest percentage increase in average weekly wage of 35.59 percent (\$100) between 2002 and 2003, and yet recorded the largest percentage decrease in employment, 26.98 percent (68 employees) for 2003.

### STATE OF IOWA



Jackson County

### 2003 Industry Breakout by Employment in Jackson County



Note: Government includes public education and health institutions

### Ten Largest Employers by Employment

Based on Annual 2003 Employment by Private Industry

Rank	Name of Company	Industry
1	Family Dollar Services	Transport./Warehousing
2	Pacific Coast Feather Co	Manufacturing
3	Rockwell Collins	Manufacturing
4	Wal-Mart Stores	Retail Trade
5	DAC Inc	Health Services
6	Crestridge Inc	Health Services
7	Maquoketa Care Center	Health Services
8	Maquoketa State Bank	Finance and Insurance
9	Mc Donalds Restaurant	Accom./Food Services
10	Brad Deery Motors	Retail Trade

### QUICK FACTS

#### Covered Employment (2003)

		%
Total Employment	6,447	0.46 <sup>1</sup>
Average Weekly Wage	\$420	71.1 <sup>2</sup>
Largest Private Sector: Wholesale & Retail Trade	1,175	0.48 <sup>3</sup>

<sup>1</sup> Percent is based on statewide covered employment of 1,404,476

<sup>2</sup> Percent is based on statewide average weekly wage of \$591

<sup>3</sup> Percent is based on statewide covered sector employment

#### Census Statistics

		Rank
2003 Population	20,221	34
Growth % since 1990	1.4%	42
2003 Unemployment Rate	7.4%	4
2002 Per Capita Personal Income	\$24,106	79
2000 Median Household Income	\$34,529	70

Ranking based on Iowa's 99 counties

# 2004 QUARTERLY CENSUS OF EMPLOYMENT AND WAGES PROFILE

## 2003 Covered Employment and Reporting Units by Industry in Jackson County

Reporting Units				Employment		
2002	2003	% Change		2002	2003	% Change
635	659	3.78%	Total All Industries	6,688	6,447	-3.60%
578	602	4.15%	Private Business	5,369	5,110	-4.82%
14	16	14.29%	Ag/Natural Resources & Mining	96	133	38.54%
79	83	5.06%	Construction	293	312	6.48%
33	33	0.00%	Manufacturing	1,157	885	-23.51%
138	145	5.07%	Trade	1,211	1,175	-2.97%
43	42	-2.33%	<i>Wholesale Trade</i>	343	311	-9.33%
95	104	9.47%	<i>Retail Trade</i>	868	863	-0.58%
29	34	17.24%	Transportation & Utilities	448	493	10.04%
16	16	0.00%	Information	128	129	0.78%
53	52	-1.89%	Finance, Insurance, and Real Estate	272	283	4.04%
55	59	7.27%	Professional & Business Services	252	184	-26.98%
49	48	-2.04%	Education & Health Services	710	720	1.41%
60	64	6.67%	Leisure & Hospitality	641	649	1.25%
53	53	0.00%	Other Services	159	148	-6.92%
57	57	0.00%	Government	1,319	1,337	1.36%
11	11	0.00%	<i>State</i>	60	59	-1.67%
37	37	0.00%	<i>Local</i>	1,165	1,182	1.46%
9	9	0.00%	<i>Federal</i>	95	96	1.05%

### QUICK FACTS

Jackson County's  
Largest  
Industries by  
Worksites

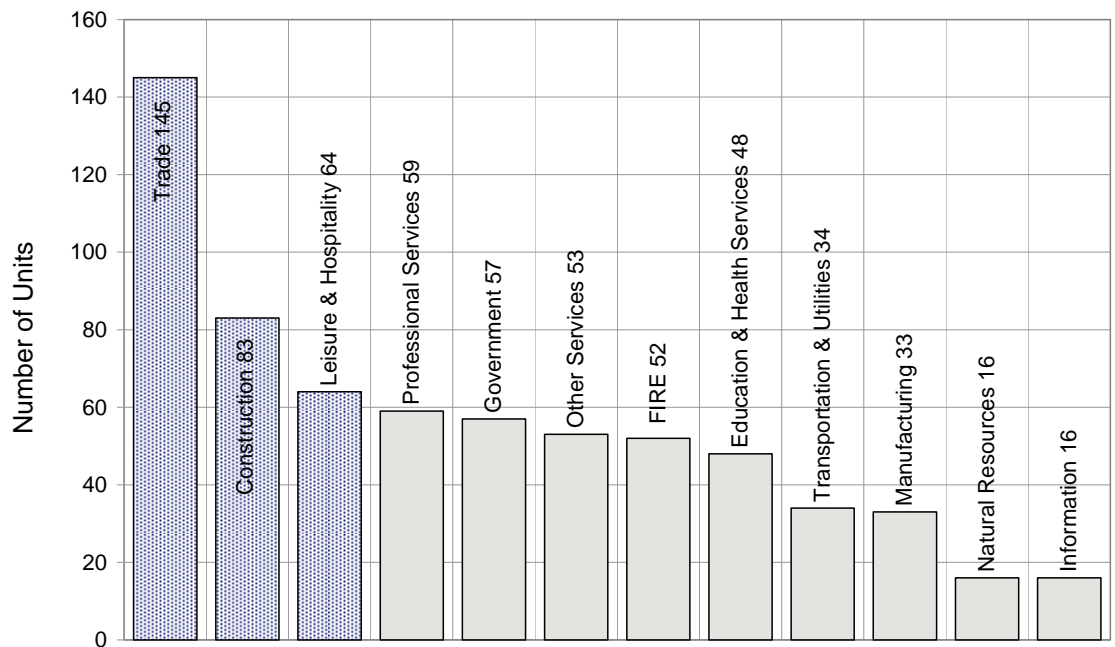
Wholesale & Retail  
Trade  
145

Construction  
83

Leisure &  
Hospitality  
64

### Reporting Units by Industry in 2003 in Jackson County

*A Unit is Defined as a Worksite*



Trade - Wholesale & Retail Trade  
F.I.R.E. - Finance, Insurance, & Real Estate;

Natural Resources - Agriculture, Natural Resources, & Mining.



# 2004 QUARTERLY CENSUS OF EMPLOYMENT AND WAGES PROFILE

## CONTACT INFO

Iowa Workforce  
Development,  
Employment  
Statistics Bureau

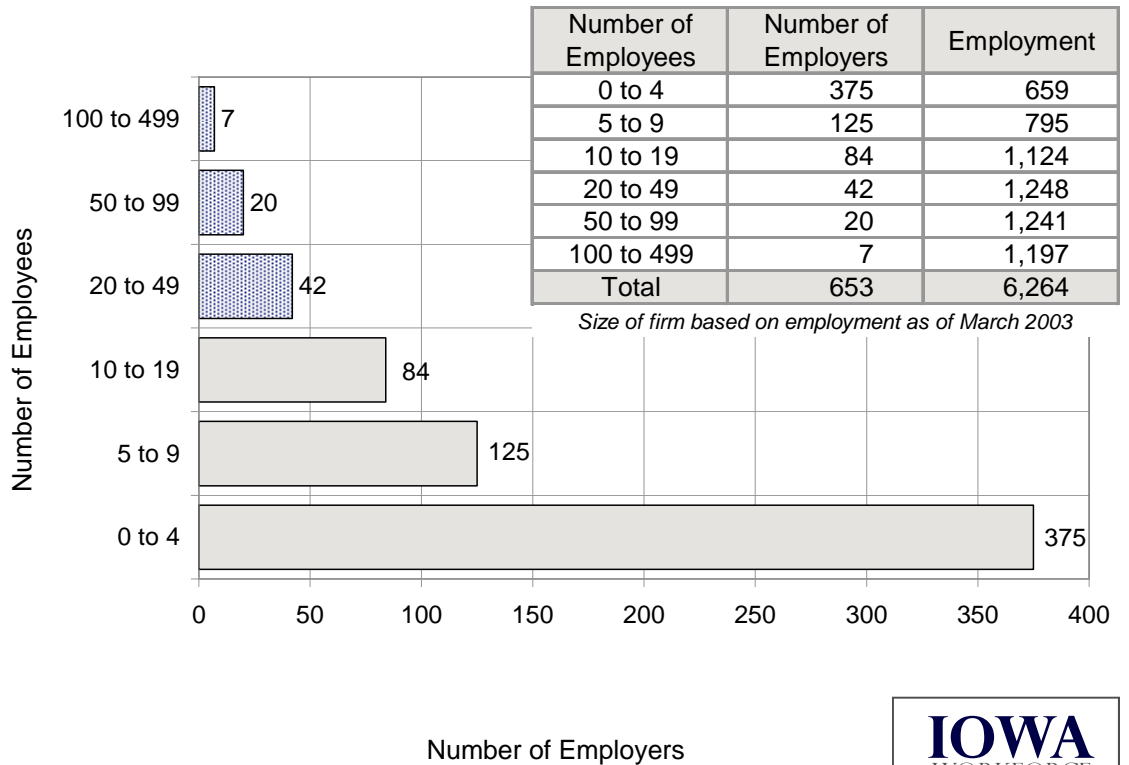
1000 E Grand Ave  
Des Moines, IA 50319

800-532-1249;  
Fax: 515-281-8195  
trends@iwd.state.ia.us  
www.iowaworkforce.org

*Equal opportunity employer/  
program. Auxiliary aids and  
services are available upon  
request to individuals with  
disabilities.*

TTY 515-281-4748;  
1-800-831-1399

### 2003 Size of Firm in Jackson County



IOWA WORKFORCE DEVELOPMENT  
1000 East Grand Avenue  
Des Moines, Iowa 50319-0209  
OFFICIAL BUSINESS  
PENALTY FOR PRIVATE USE \$300

