



Iowa Crop Progress & Condition

Upper Midwest Region-Iowa Field Office · 210 Walnut Street Ste 833 · Des Moines IA 50309 · (515) 284-4340 · (800) 772-0825
Fax (855) 271-9802 · www.nass.usda.gov

Cooperating with the Iowa Department of Agriculture and Land Stewardship

For the week ending September 4, 2016
Issued September 6, 2016

Media Contact: Greg Thessen

Although spotty rains left some areas waterlogged, one of the driest weeks Iowa has seen this season allowed **5.1 days suitable for fieldwork** across the State during the week ending September 4, 2016, according to the USDA, National Agricultural Statistics Service. Activities for the week included chopping corn for silage, planting cover crops and cutting hay.

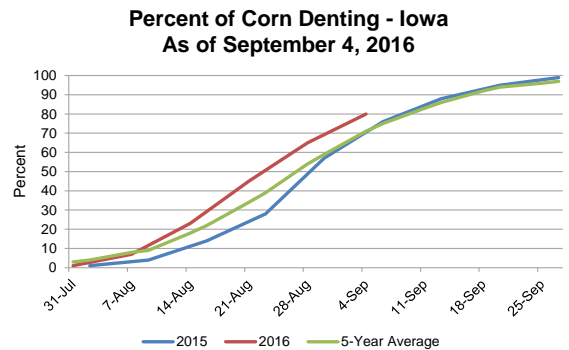
Topsoil moisture levels rated 1 percent very short, 5 percent short, 86 percent adequate and 8 percent surplus. **Subsoil moisture** levels rated 1 percent very short, 7 percent short, 85 percent adequate and 7 percent surplus.

Ninety-seven percent of the **corn** crop reached the dough stage or beyond, 8 days ahead of the five-year average, with 80 percent dented or beyond, 5 days ahead of both last year and normal. Fourteen percent of corn had reached maturity, 4 days ahead of last year, but 3 days behind normal. Corn condition rated 83 percent good to excellent. Thirty-five percent of soybeans have started to turn color, 3 days ahead of last year's pace. Five percent of soybeans were dropping leaves, one day ahead of normal. Soybean condition rated 82 percent good to excellent, despite reports of sudden death (SDS) and white mold in scattered soybean fields.

The third cutting of **alfalfa hay** was 87 percent complete, two weeks ahead of last year. A fourth cutting of hay has been possible for some producers. **Pasture condition** rated 63 percent good to excellent. Livestock conditions were reported as ideal in some areas.

Crop Conditions as of September 4, 2016

Item	Very poor (percent)	Poor (percent)	Fair (percent)	Good (percent)	Excellent (percent)
Corn	1	3	13	59	24
Soybeans	1	3	14	58	24
Pasture and range.....	2	7	28	52	11



Field Work and Crop Progress as of September 4, 2016

Item	Districts									State	Last week	Last year	5-yr avg
	NW	NC	NE	WC	C	EC	SW	SC	SE				
	(percent)	(percent)	(percent)	(percent)	(percent)	(percent)	(percent)	(percent)	(percent)	(percent)	(percent)	(percent)	(percent)
Corn dough	96	99	98	97	97	96	98	98	92	97	94	96	93
Corn dented	79	89	75	79	85	81	80	78	70	80	65	71	71
Corn mature	8	9	9	10	18	22	20	25	21	14	4	8	17
Hay, alfalfa, third cutting.....	95	91	90	90	95	93	74	83	78	87	73	73	79
Soybeans coloring.....	23	44	39	23	52	49	30	20	38	35	13	27	25
Soybeans dropping leaves.....	3	6	4	3	8	9	3	2	3	5	0	4	4

Days Suitable & Soil Moisture Condition as of September 4, 2016

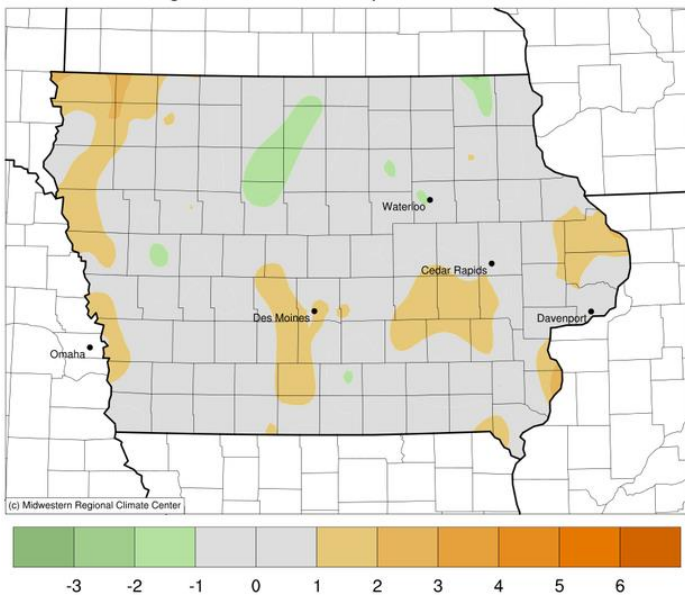
Item	Districts									State	Last week	Last year
	NW	NC	NE	WC	C	EC	SW	SC	SE			
	(days)	(days)	(days)	(days)	(days)	(days)	(days)	(days)	(days)	(days)	(days)	(days)
Days suitable	4.8	4.7	5.5	4.8	5.7	5.6	4.1	5.2	5.4	5.1	4.1	4.9
	(percent)	(percent)	(percent)	(percent)	(percent)	(percent)	(percent)	(percent)	(percent)	(percent)	(percent)	(percent)
Topsoil moisture												
Very short	0	0	0	0	0	0	0	0	9	1	1	0
Short	11	4	2	1	6	1	1	9	14	5	4	6
Adequate	82	91	84	93	90	87	87	87	73	86	83	78
Surplus	7	5	14	6	4	12	12	4	4	8	12	16
Subsoil moisture												
Very short	0	0	0	1	1	0	0	4	10	1	1	0
Short	12	3	3	11	6	0	2	13	18	7	7	7
Adequate	81	89	80	83	89	86	95	78	70	85	82	78
Surplus	7	8	17	5	4	14	3	5	2	7	10	15

IOWA PRELIMINARY WEATHER SUMMARY

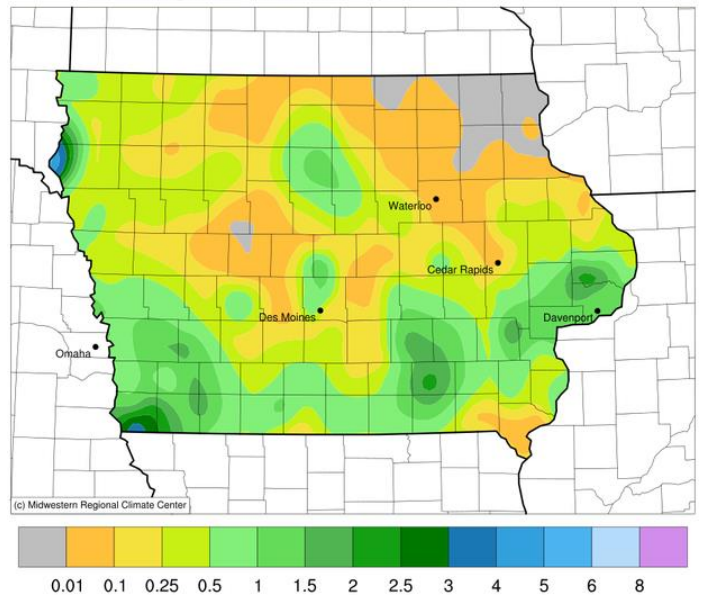
Provided by Harry J. Hillaker, State Climatologist
Iowa Department of Agriculture & Land Stewardship

The past reporting week began with warm and humid conditions with scattered thunderstorms from Sunday (28th) evening through Tuesday (30th) afternoon. Dry and much cooler weather prevailed from Tuesday night through Saturday (3rd) with daytime highs mostly in the seventies. Strong southerly winds brought much more humid air into the state Saturday night and Sunday (4th) with scattered thunderstorms Sunday morning and afternoon over small areas of northwest/west Iowa. Much more widespread rain fell across far northwest Iowa on Sunday night but came too late to be reflected in this week's crop and soil moisture statistics. There were no widespread areas of significant rain, rather hit and miss thunderstorms were the rule. Parts of far northern and eastern Iowa recorded no measurable rain during the week. The Ames Airport reported the most rain with 3.44 inches, nearly all of which fell in one hour on Monday (29th) evening. The statewide average precipitation was 0.47 inches or a little more than one-half the weekly normal of 0.87 inches. Only one week has brought less rain to Iowa in the past 15 weeks. Temperature extremes varied from a Monday (29th) afternoon high of 93 degrees at Burlington to a Friday (2nd) morning low of 46 degrees at Coggon (Linn County). Temperatures for the week as a whole averaged 0.6 degrees above normal.

Average Temperature (°F): Departure from 1981-2010 Normals
August 29, 2016 to September 04, 2016



Accumulated Precipitation (in)
August 29, 2016 to September 04, 2016



Temperature and Precipitation Maps, courtesy of the Midwestern Regional Climate Center, are available at: <http://mrcc.isws.illinois.edu/CLIMATE/>