

# Quarterly Quick Facts

June 30, 2016

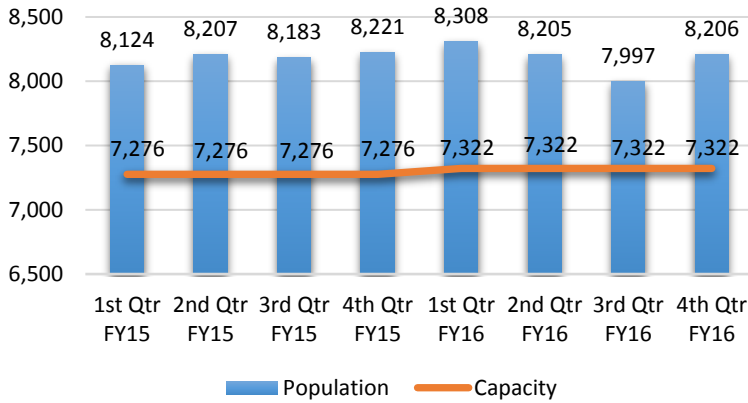
IDOC

510 East 12th Street  
Des Moines, IA 50319

515-725-5701

<http://www.doc.state.ia.us/>

## Quarterly Prison Population

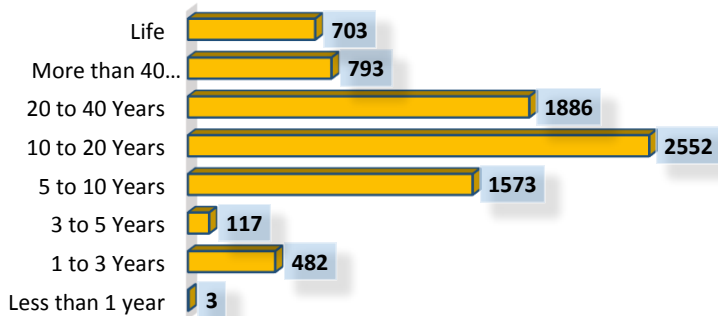


## System Statistics

Gender	Prison #	Prison %	CBC #	CBC %
Male	7,527	92%	22,381	74.5%
Female	679	8%	7,611	25.3%
Unknown	0	0%	41	0.2%

Age	Prison #	Prison %	CBC #	CBC %
Under 18	7	0.1%	36	0.2%
18-30	3,105	38.0%	13,328	44.4%
31-50	3,764	45.8%	12,909	42.9%
50+	1,330	16.1%	3,760	12.5%

## SENTENCES BEING SERVED



Race/Ethnicity	Prison #	Prison %	CBC #	CBC %
American Indian	125	1.5%	288	1.0%
Asian	64	0.8%	331	1.1%
Black	2,076	25.3%	4,855	16.2%
Hispanic	576	7.0%	1,584	5.3%
White	5,364	65.4%	22,818	76.0%
Unknown	1	0.0%	157	0.4%

## Education Levels of Offenders in Iowa Prisons



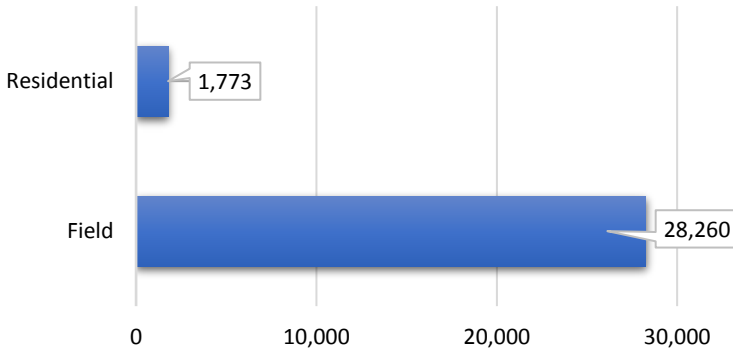
Crime Type	Prison #	Prison %	CBC #	CBC %
Drug	1,604	19.5%	8,127	27.1%
Violent	3,920	47.8%	6,196	20.6%
Property	1,498	18.3%	7,108	13.7%
Public Order	443	5.4%	7,338	16.1%
Other	741	9.0%	764	2.5%

Veteran	Prison #	Prison %*	CBC #	CBC %*
Male	477	5.8%	1166	3.9%
Female	6	0.1%	64	0.2%

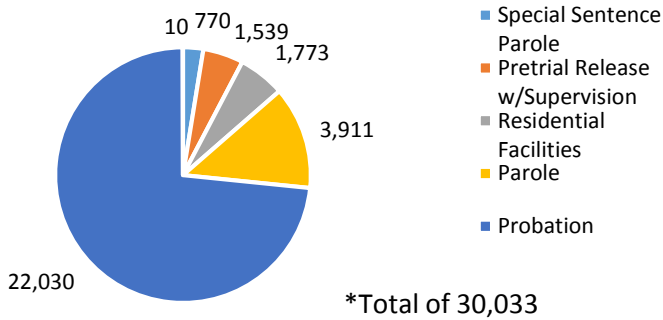
\*% of Prison and CBC populations for the quarter

## Community Corrections Statistics

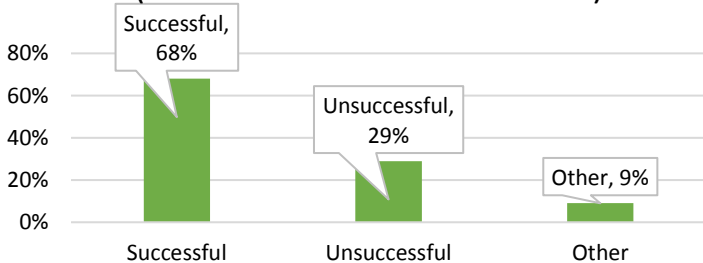
### Community Based Corrections Population Distribution



### Offenders Supervised in the District



### Community Supervision Closure Outcomes (Includes Field and Residential)



## Staff/Budget

### Average Daily Cost per Offender (FY15)

Prisons (includes \$2.09 per meal cost)	Community (does not include treatment costs)
\$93.61	\$76.71 Residential Facilities
	\$4.88 Probation/Parole

### Iowa Department of Corrections

#### Operating Budget FY2016

General Fund	\$381,697,248
Other Revenue	\$28,167,462

### Recidivism FY2015

Return Rate to Prison: 31.9%

#### Post-Release Reconviction Rate:

Parole	29.1%
Probation	14.6%

### Employees of the IDOC

