

FLOYD

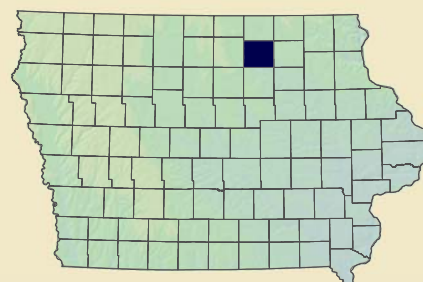
2004 ANNUAL COUNTY PROFILE

Executive Summary

As of 2003, Floyd County's largest private sector was Manufacturing, representing 21.55 percent (1,254) of the county's total covered employment of 5,820. Most of the employment in this sector was in the Transportation Equipment Manufacturing industry. The county's total employment increased by 0.50 percent since 2002, but the average annual wage increased by 1.48 percent to \$24,971 for all industries.

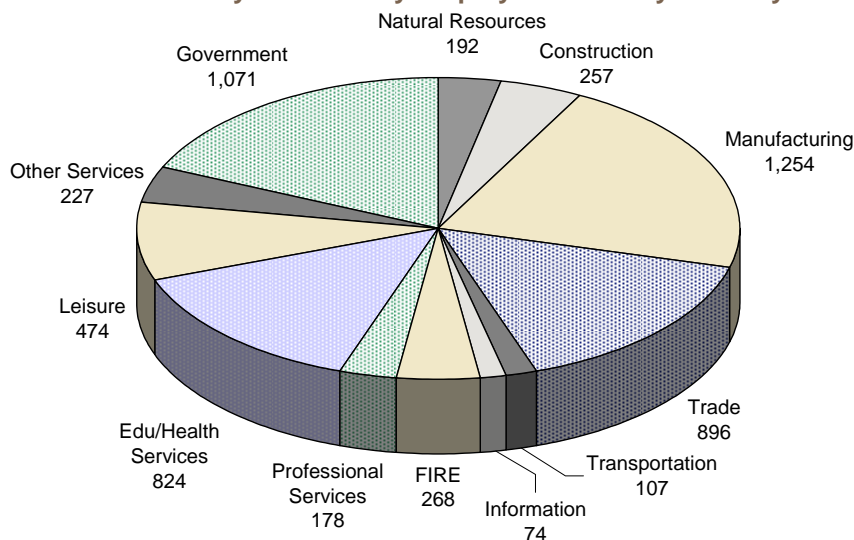
Floyd County's average weekly wage for all industries was \$480 for 2003. This was an increase of 1.48 percent since 2002. The highest average weekly wage for a private sector was Wholesale Trade, averaging \$720 with gross total wages of \$7.9 million. The Information sector had the largest percentage decrease in average weekly wage of 11.34 percent (\$76) between 2002 and 2003.

STATE OF IOWA



Floyd County

2003 Industry Breakout by Employment in Floyd County



Note: Government includes public education and health institutions

Ten Largest Employers by Employment

Based on Annual 2003 Employment by Private Industry

Rank	Name of Company	Industry
1	Winnebago Industries	Manufacturing
2	Fort Dodge Animal Health	Manufacturing
3	Comprehensive Systems	Health Services
4	Hy-Vee Food Stores	Retail Trade
5	All-States Quality Foods	Manufacturing
6	Cambrex Charles City	Manufacturing
7	Chautauqua Guest Home	Health Services
8	K Mart Corp	Retail Trade
9	First Security Bank & Trust Co	Finance and Insurance
10	Allied Construction Co Inc	Construction

QUICK FACTS

Covered Employment (2003)

		%
Total Employment	5,820	0.41 ¹
Average Weekly Wage	\$480	81.2 ²
Largest Private Sector:		
Manufacturing	1,254	0.57 ³

¹ Percent is based on statewide covered employment of 1,404,476

² Percent is based on statewide average weekly wage of \$591

³ Percent is based on statewide covered sector employment

Census Statistics

		Rank
2003 Population	16,608	45
Growth % since 1990	-2.6%	62
2003 Unemployment Rate	5.5%	23
2002 Per Capita Personal Income	\$24,766	70
2000 Median Household Income	\$35,237	62

Ranking based on Iowa's 99 counties

2004 QUARTERLY CENSUS OF EMPLOYMENT AND WAGES PROFILE

2003 Covered Employment and Reporting Units by Industry in Floyd County

Reporting Units				Employment		
2002	2003	% Change		2002	2003	% Change
473	473	0.00%	Total All Industries	5,791	5,820	0.50%
434	434	0.00%	Private Business	4,708	4,749	0.87%
15	17	13.33%	Ag/Natural Resources & Mining	188	192	2.13%
41	40	-2.44%	Construction	273	257	-5.86%
21	21	0.00%	Manufacturing	1,169	1,254	7.27%
101	99	-1.98%	Trade	861	896	4.07%
29	30	3.45%	Wholesale Trade	190	213	12.11%
72	69	-4.17%	Retail Trade	671	683	1.79%
17	19	11.76%	Transportation & Utilities	106	107	0.94%
6	7	16.67%	Information	112	74	-33.93%
48	49	2.08%	Finance, Insurance, and Real Estate	266	268	0.75%
40	42	5.00%	Professional & Business Services	174	178	2.30%
47	47	0.00%	Education & Health Services	834	824	-1.20%
55	52	-5.45%	Leisure & Hospitality	488	474	-2.87%
45	43	-4.44%	Other Services	238	227	-4.62%
39	39	0.00%	Government	1,084	1,071	-1.20%
6	7	16.67%	State	42	46	9.52%
25	25	0.00%	Local	977	963	-1.43%
8	7	-12.50%	Federal	65	62	-4.62%

QUICK FACTS

**Floyd County's
Largest
Industries by
Worksites**

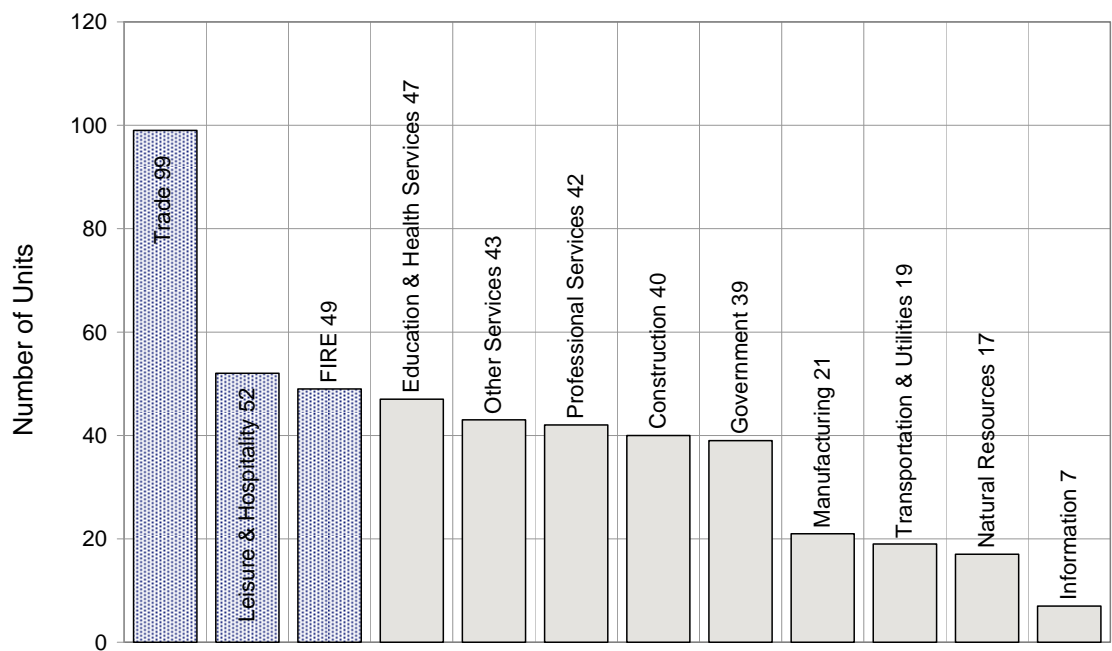
Wholesale & Retail
Trade
99

Leisure &
Hospitality
52

Finance, Insurance,
and Real Estate
49

Reporting Units by Industry in 2003 in Floyd County

A Unit is Defined as a Worksite



Trade - Wholesale & Retail Trade
F.I.R.E. - Finance, Insurance, & Real Estate;

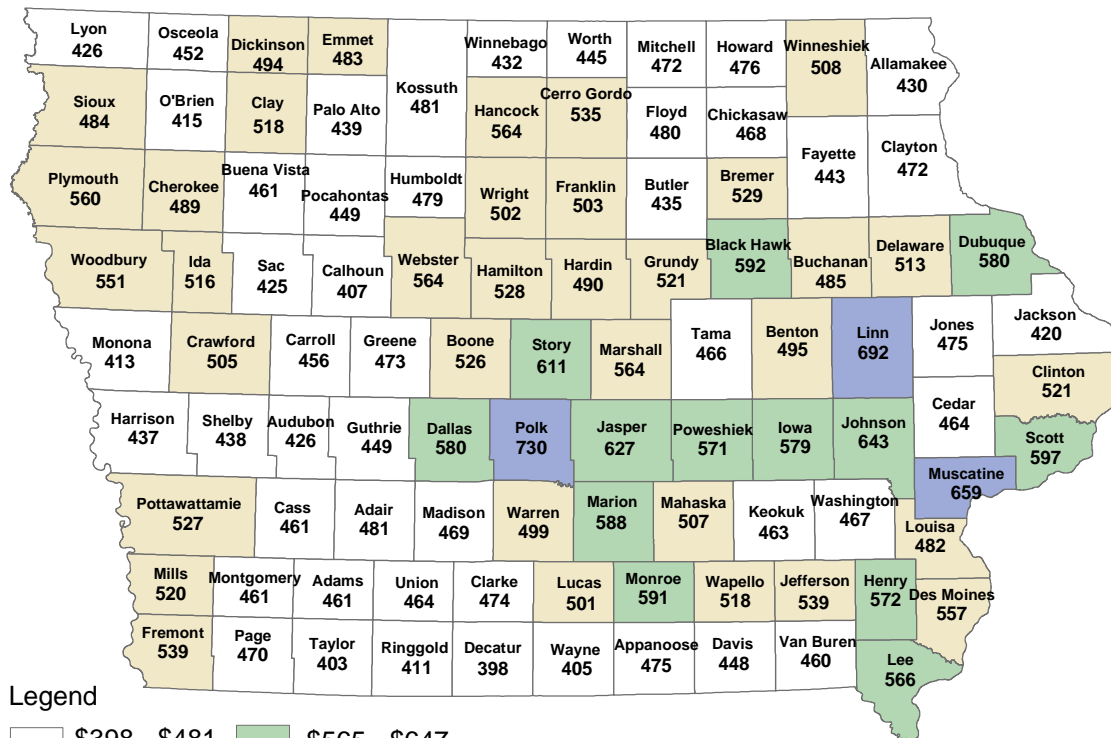
Natural Resources - Agriculture, Natural Resources, & Mining.

2004 QUARTERLY CENSUS OF EMPLOYMENT AND WAGES PROFILE

2003 Average Annual and Weekly Wage by Industry in Floyd County

Average Annual Wage				Average Weekly Wage		
2002	2003	% Change		2002	2003	% Change
\$ 24,607	\$ 24,971	1.48%	Total All Industries	\$ 473	\$ 480	1.48%
\$ 24,270	\$ 24,625	1.46%	Private Business	\$ 467	\$ 474	1.50%
\$ 22,376	\$ 21,849	-2.36%	Ag/Natural Resources & Mining	\$ 430	\$ 420	-2.33%
\$ 35,920	\$ 34,738	-3.29%	Construction	\$ 691	\$ 668	-3.33%
\$ 33,441	\$ 33,679	0.71%	Manufacturing	\$ 643	\$ 648	0.78%
\$ 23,770	\$ 23,916	0.61%	Trade	\$ 457	\$ 460	0.66%
\$ 37,853	\$ 37,430	-1.12%	Wholesale Trade	\$ 728	\$ 720	-1.10%
\$ 19,782	\$ 19,701	-0.41%	Retail Trade	\$ 380	\$ 379	-0.26%
\$ 32,653	\$ 32,856	0.62%	Transportation & Utilities	\$ 628	\$ 632	0.64%
\$ 34,835	\$ 30,885	-11.34%	Information	\$ 670	\$ 594	-11.34%
\$ 26,231	\$ 27,938	6.51%	Finance, Insurance, Real Estate	\$ 504	\$ 537	6.55%
\$ 20,036	\$ 20,039	0.01%	Professional & Business Services	\$ 385	\$ 385	0.00%
\$ 20,295	\$ 21,144	4.18%	Education & Health Services	\$ 390	\$ 407	4.36%
\$ 6,308	\$ 6,901	9.39%	Leisure & Hospitality	\$ 121	\$ 133	9.92%
\$ 12,035	\$ 11,503	-4.42%	Other Services	\$ 231	\$ 221	-4.33%
\$ 26,046	\$ 26,506	1.76%	Government	\$ 501	\$ 510	1.80%
\$ 38,566	\$ 40,626	5.34%	State	\$ 742	\$ 781	5.26%
\$ 24,887	\$ 25,190	1.22%	Local	\$ 479	\$ 484	1.04%
\$ 35,385	\$ 36,474	3.08%	Federal	\$ 680	\$ 701	3.09%

2003 Average Weekly Wage for All Industries by County



QUICK FACTS

Average Weekly Wage Comparisons

Floyd
\$480

Rank
Among All 99
Iowa Counties
-54-

Statewide
\$591

Nation*
\$726

* preliminary data

2004 QUARTERLY CENSUS OF EMPLOYMENT AND WAGES PROFILE

CONTACT INFO

**Iowa Workforce
Development,
Employment
Statistics Bureau**

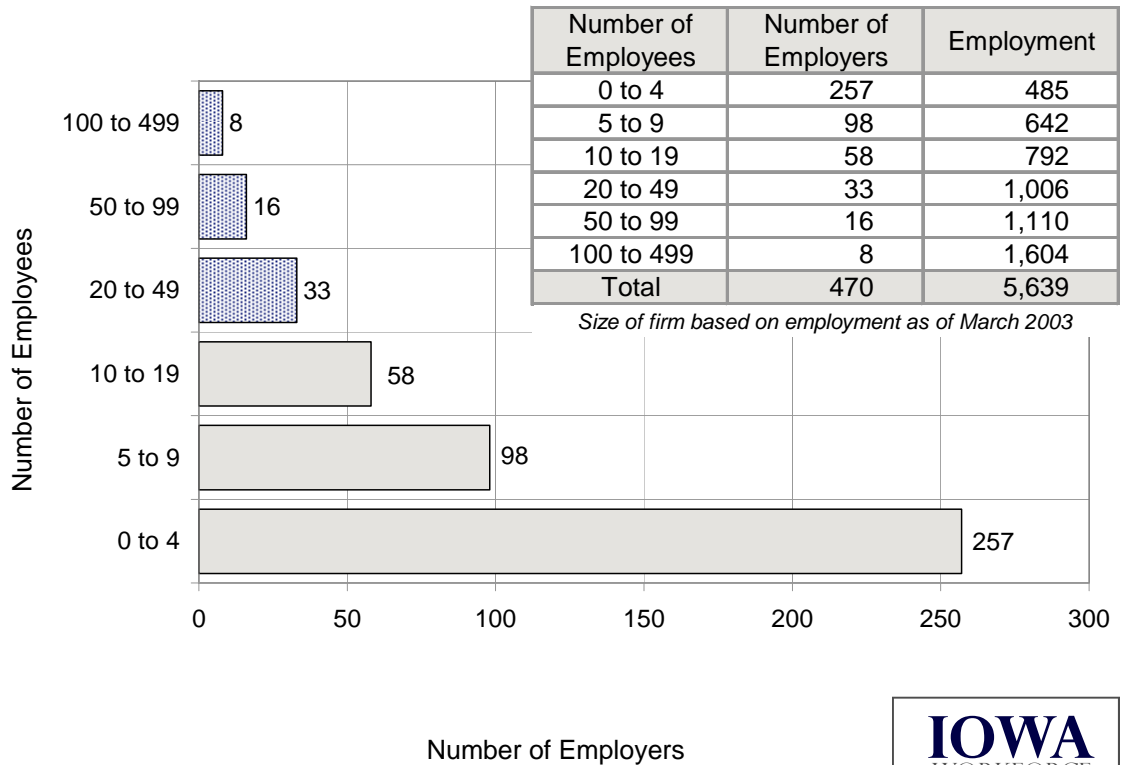
1000 E Grand Ave
Des Moines, IA 50319

800-532-1249;
Fax: 515-281-8195
trends@iwd.state.ia.us
www.iowaworkforce.org

*Equal opportunity employer/
program. Auxiliary aids and
services are available upon
request to individuals with
disabilities.*

TTY 515-281-4748;
1-800-831-1399

2003 Size of Firm in Floyd County



IOWA WORKFORCE DEVELOPMENT
1000 East Grand Avenue
Des Moines, Iowa 50319-0209
OFFICIAL BUSINESS
PENALTY FOR PRIVATE USE \$300

