

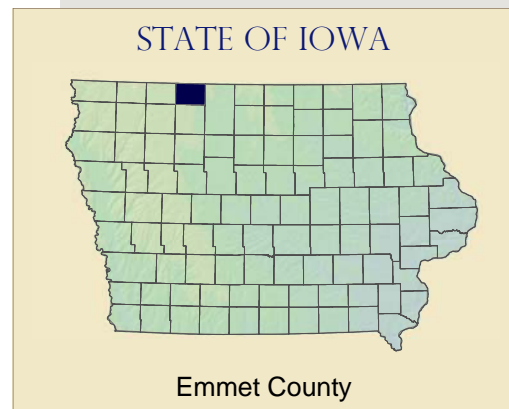
# EMMET

## 2004 ANNUAL COUNTY PROFILE

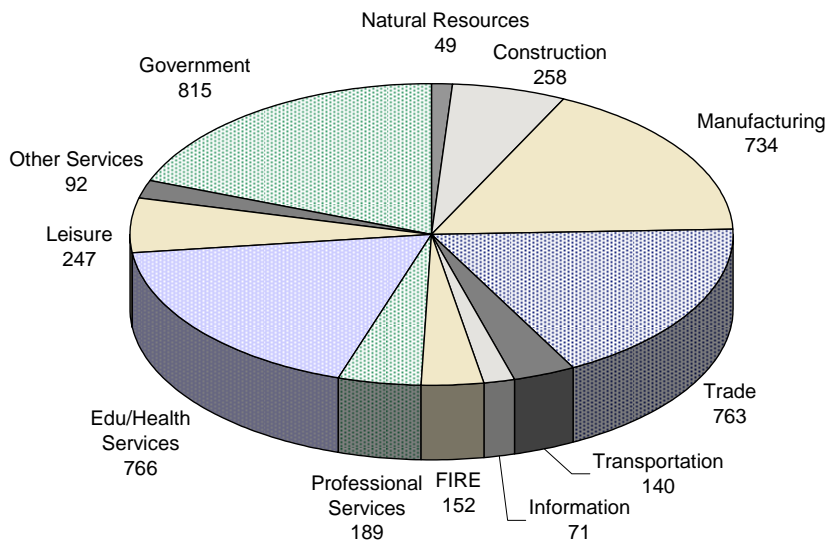
### Executive Summary

As of 2003, Emmet County's largest private sector was Education & Health Services, representing 17.92 percent (766) of the county's total covered employment of 4,275. The county's total employment decreased by 4.38 percent since 2002, but the average annual wage increased by 2.13 percent to \$25,093 for all industries.

Emmet County's average weekly wage for all industries was \$483 for 2003. This was an increase of 2.11 percent since 2002. The highest average weekly wage for a private sector was in Transportation & Utilities, averaging \$633 with gross total wages of \$4.6 million. The Professional & Business Services sector had the largest percentage increase in average weekly wage of 22.54 percent (\$110) between 2002 and 2003.



### 2003 Industry Breakout by Employment in Emmet County



Note: Government includes public education and health institutions

### Ten Largest Employers by Employment

Based on Annual 2003 Employment by Private Industry

Rank	Name of Company	Industry
1	GKN Armstrong Wheels	Manufacturing
2	Avera Holy Family Health	Health Services
3	Good Samaritan Society	Health Services
4	Forest Ridge	Health Services
5	Hy-Vee Food Stores	Retail Trade
6	Arts Way Mfg Co	Manufacturing
7	Estherville Foods	Manufacturing
8	Rosewood Manor	Health Services
9	Holiday Express Corp	Transport./Warehousing
10	Dakota Pack	Manufacturing

### QUICK FACTS

#### Covered Employment (2003)

		%
Total Employment	4,275	0.30 <sup>1</sup>
Average Weekly Wage	\$483	81.7 <sup>2</sup>
Largest Private Sector: Education & Health Services	766	0.43 <sup>3</sup>

<sup>1</sup> Percent is based on statewide covered employment of 1,404,476

<sup>2</sup> Percent is based on statewide average weekly wage of \$591

<sup>3</sup> Percent is based on statewide covered sector employment

#### Census Statistics

		Rank
2003 Population	10,805	75
Growth % since 1990	-6.6%	90
2003 Unemployment Rate	5.8%	16
2002 Per Capita Personal Income	\$25,362	56
2000 Median Household Income	\$33,305	80

Ranking based on Iowa's 99 counties

# 2004 QUARTERLY CENSUS OF EMPLOYMENT AND WAGES PROFILE

## 2003 Covered Employment and Reporting Units by Industry in Emmet County

Reporting Units				Employment		
2002	2003	% Change		2002	2003	% Change
360	367	1.94%	Total All Industries	4,471	4,275	-4.38%
327	335	2.45%	Private Business	3,624	3,460	-4.53%
9	8	-11.11%	Ag/Natural Resources & Mining	82	49	-40.24%
40	41	2.50%	Construction	265	258	-2.64%
21	22	4.76%	Manufacturing	775	734	-5.29%
85	90	5.88%	Trade	756	763	0.93%
22	24	9.09%	<i>Wholesale Trade</i>	120	119	-0.83%
64	66	3.13%	<i>Retail Trade</i>	635	644	1.42%
18	19	5.56%	Transportation & Utilities	131	140	6.87%
7	9	28.57%	Information	75	71	-5.33%
22	23	4.55%	Finance, Insurance, and Real Estate	151	152	0.66%
30	29	-3.33%	Professional & Business Services	269	189	-29.74%
32	34	6.25%	Education & Health Services	769	766	-0.39%
35	36	2.86%	Leisure & Hospitality	260	247	-5.00%
29	27	-6.90%	Other Services	90	92	2.22%
33	32	-3.03%	Government	846	815	-3.66%
7	8	14.29%	<i>State</i>	27	29	7.41%
19	18	-5.26%	<i>Local</i>	769	736	-4.29%
7	6	-14.29%	<i>Federal</i>	50	50	0.00%

### QUICK FACTS

Emmet County's  
Largest  
Industries by  
Worksites

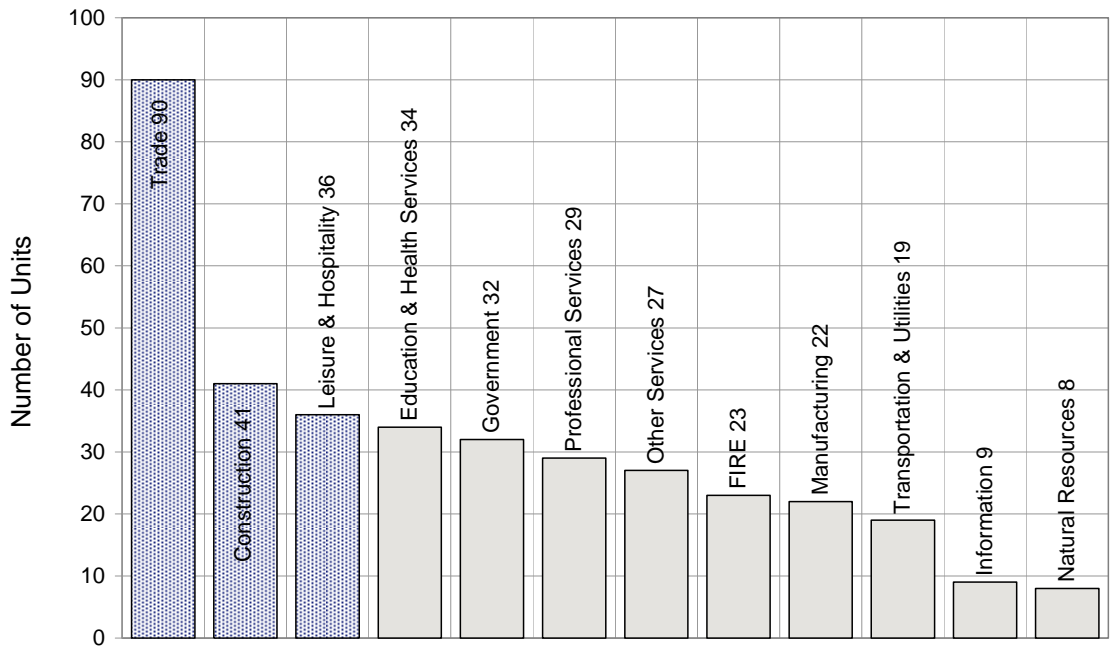
Wholesale & Retail  
Trade  
90

Construction  
41

Leisure &  
Hospitality  
36

### Reporting Units by Industry in 2003 in Emmet County

*A Unit is Defined as a Worksite*



Trade - Wholesale & Retail Trade  
F.I.R.E. - Finance, Insurance, & Real Estate;

Natural Resources - Agriculture, Natural Resources, & Mining.



# 2004 QUARTERLY CENSUS OF EMPLOYMENT AND WAGES PROFILE

## CONTACT INFO

Iowa Workforce  
Development,  
Employment  
Statistics Bureau

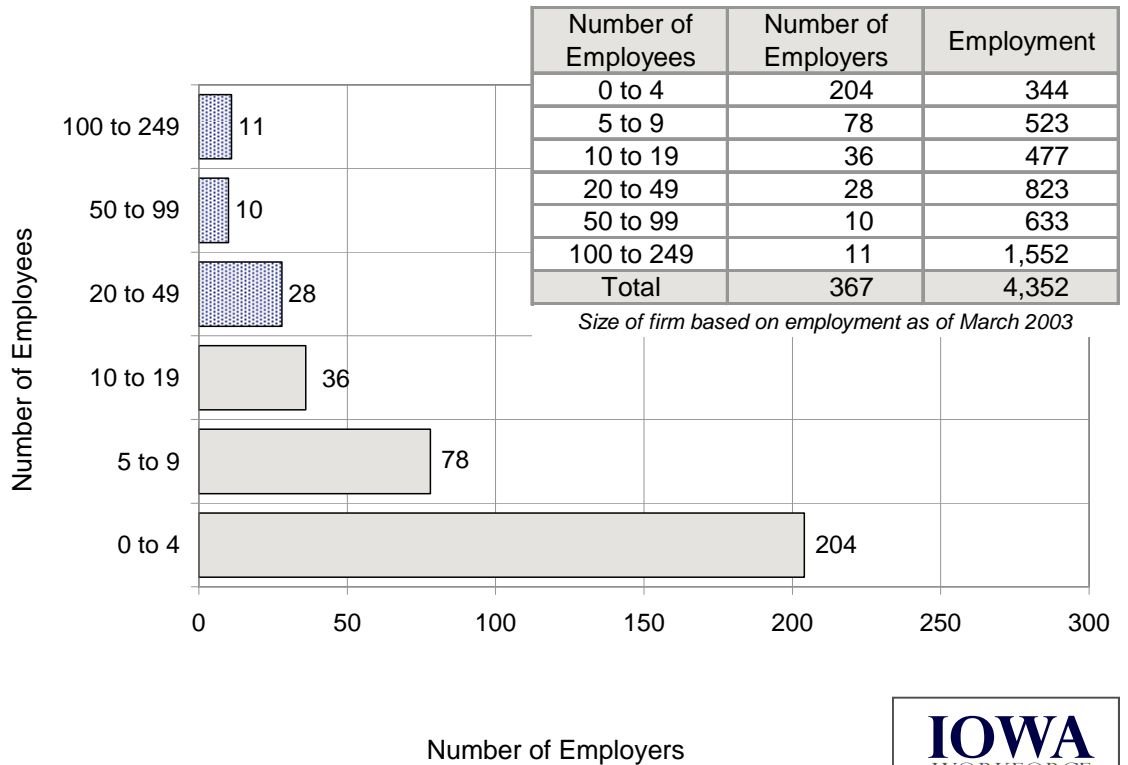
1000 E Grand Ave  
Des Moines, IA 50319

800-532-1249;  
Fax: 515-281-8195  
trends@iwd.state.ia.us  
www.iowaworkforce.org

*Equal opportunity employer/  
program. Auxiliary aids and  
services are available upon  
request to individuals with  
disabilities.*

TTY 515-281-4748;  
1-800-831-1399

## 2003 Size of Firm in Emmet County



IOWA WORKFORCE DEVELOPMENT  
1000 East Grand Avenue  
Des Moines, Iowa 50319-0209  
OFFICIAL BUSINESS  
PENALTY FOR PRIVATE USE \$300

