

# DUBUQUE

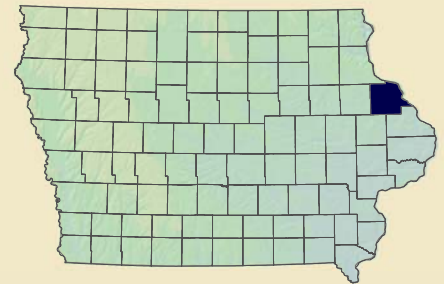
## 2004 ANNUAL COUNTY PROFILE

### Executive Summary

As of 2003, Dubuque County's largest private sector was Trade, representing 19.06 percent (9,488) of the county's total covered employment of 49,790. This was followed closely by Education & Health Services and Manufacturing, which reports 18.19 (9,058) and 17.76 percent (8,842) respectively. The average annual wage increased by 3.24 percent to \$30,153 for all industries.

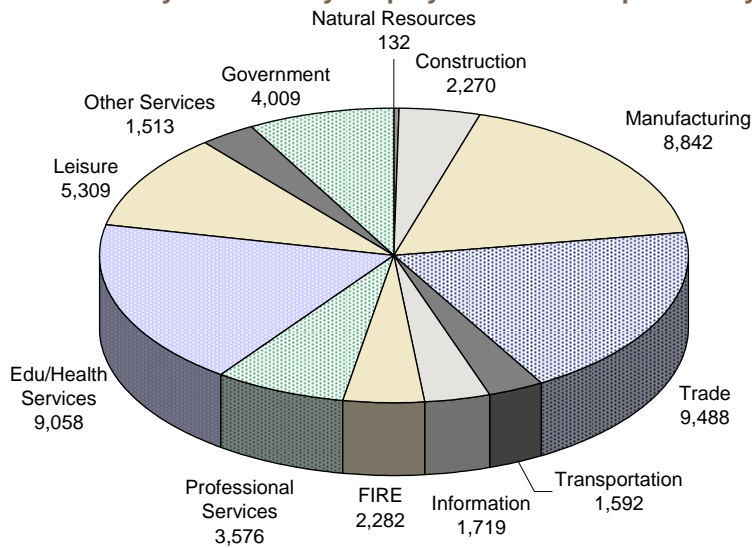
Dubuque County's average weekly wage for all industries was \$580 for 2003. This was an increase of 3.20 percent since 2002. The highest average weekly wage for a private sector was in Manufacturing, averaging \$803 with gross total wages of \$369.1 million. The Professional & Business Services sector had the largest percentage increase in average weekly wage of 8.99 percent (\$49) between 2002 and 2003.

### STATE OF IOWA



Dubuque County

### 2003 Industry Breakout by Employment in Dubuque County



Note: Government includes public education and health institutions

### Ten Largest Employers by Employment

Based on Annual 2003 Employment by Private Industry

Rank	Name of Company	Industry
1	Deere & Co	Manufacturing
2	Mercy Medical Center	Health Services
3	Medical Associates Clinic	Health Services
4	Finley Hospital	Health Services
5	Eagle Window & Door	Manufacturing
6	Flexsteel Industries	Manufacturing
7	Hy-Vee	Retail Trade
8	Cigna Retirement Benefit Services	Professional Services
9	Wal-Mart Stores	Retail Trade
10	Diamond Jo Casino	Arts & Entertainment

### QUICK FACTS

#### Covered Employment (2003)

		%
Total Employment	49,790	3.55 <sup>1</sup>
Average Weekly Wage	\$580	98.1 <sup>2</sup>
Largest Private Sector:		
Wholesale & Retail Trade	9,488	3.85 <sup>3</sup>

<sup>1</sup> Percent is based on statewide covered employment of 1,404,476

<sup>2</sup> Percent is based on statewide average weekly wage of \$591

<sup>3</sup> Percent is based on statewide covered sector employment

#### Census Statistics

		Rank
2003 Population	90,049	7
Growth % since 1990	4.2%	30
2003 Unemployment Rate	4.0%	58
2002 Per Capita Personal Income	\$27,294	29
2000 Median Household Income	\$39,582	21

Ranking based on Iowa's 99 counties

# 2004 QUARTERLY CENSUS OF EMPLOYMENT AND WAGES PROFILE

## 2003 Covered Employment and Reporting Units by Industry in Dubuque County

Reporting Units				Employment		
2002	2003	% Change		2002	2003	% Change
2,765	2,824	2.13%	Total All Industries	49,178	49,790	1.24%
2,676	2,735	2.20%	Private Business	45,243	45,781	1.19%
20	19	-5.00%	Ag/Natural Resources & Mining	135	132	-2.22%
301	315	4.65%	Construction	2,164	2,270	4.90%
170	164	-3.53%	Manufacturing	9,065	8,842	-2.46%
686	703	2.48%	Trade	9,603	9,488	-1.20%
192	205	6.77%	<i>Wholesale Trade</i>	2,382	2,505	5.16%
494	498	0.81%	<i>Retail Trade</i>	7,221	6,984	-3.28%
126	137	8.73%	Transportation & Utilities	1,464	1,592	8.74%
43	43	0.00%	Information	1,685	1,719	2.02%
273	281	2.93%	Finance, Insurance, and Real Estate	2,236	2,282	2.06%
299	310	3.68%	Professional & Business Services	3,480	3,576	2.76%
253	256	1.19%	Education & Health Services	8,916	9,058	1.59%
266	269	1.13%	Leisure & Hospitality	5,019	5,309	5.78%
241	239	-0.83%	Other Services	1,477	1,513	2.44%
90	89	-1.11%	Government	3,936	4,009	1.85%
19	19	0.00%	<i>State</i>	216	222	2.78%
56	56	0.00%	<i>Local</i>	3,436	3,498	1.80%
15	14	-6.67%	<i>Federal</i>	284	289	1.76%

### QUICK FACTS

Dubuque County's  
Largest  
Industries by  
Worksites

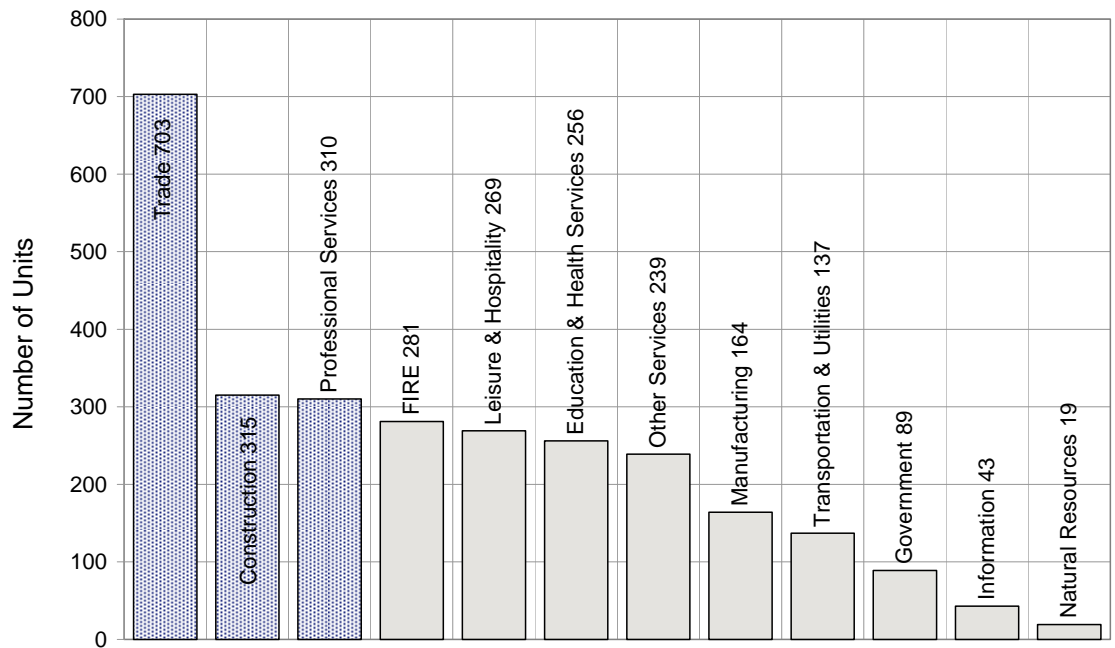
Wholesale & Retail  
Trade  
703

Construction  
315

Professional  
Services  
310

### Reporting Units by Industry in 2003 in Dubuque County

*A Unit is Defined as a Worksite*



Trade - Wholesale & Retail Trade  
F.I.R.E. - Finance, Insurance, & Real Estate;

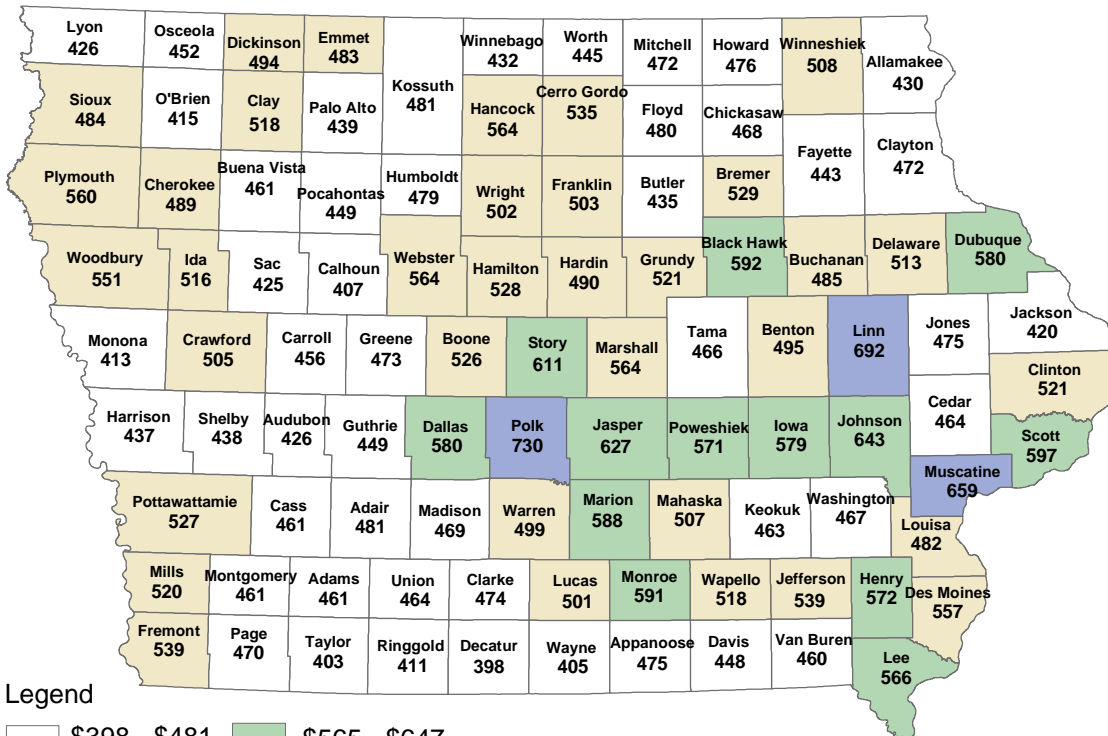
Natural Resources - Agriculture, Natural Resources, & Mining.

# 2004 QUARTERLY CENSUS OF EMPLOYMENT AND WAGES PROFILE

## 2003 Average Annual and Weekly Wage by Industry in Dubuque County

Average Annual Wage				Average Weekly Wage		
2002	2003	% Change		2002	2003	% Change
\$ 29,208	\$ 30,153	3.24%	Total All Industries	\$ 562	\$ 580	3.20%
\$ 29,143	\$ 30,115	3.33%	Private Business	\$ 560	\$ 579	3.39%
\$ 23,610	\$ 22,880	-3.09%	Ag/Natural Resources & Mining	\$ 454	\$ 440	-3.08%
\$ 34,218	\$ 34,604	1.13%	Construction	\$ 658	\$ 665	1.06%
\$ 39,822	\$ 41,753	4.85%	Manufacturing	\$ 766	\$ 803	4.83%
\$ 23,073	\$ 23,973	3.90%	Trade	\$ 444	\$ 461	3.83%
\$ 33,386	\$ 34,293	2.72%	<i>Wholesale Trade</i>	\$ 642	\$ 659	2.65%
\$ 19,671	\$ 20,268	3.03%	<i>Retail Trade</i>	\$ 378	\$ 390	3.17%
\$ 38,019	\$ 37,864	-0.41%	Transportation & Utilities	\$ 731	\$ 728	-0.41%
\$ 38,600	\$ 40,440	4.77%	Information	\$ 742	\$ 778	4.85%
\$ 33,913	\$ 35,809	5.59%	Finance, Insurance, Real Estate	\$ 652	\$ 689	5.67%
\$ 28,355	\$ 30,900	8.98%	Professional & Business Services	\$ 545	\$ 594	8.99%
\$ 31,031	\$ 31,631	1.93%	Education & Health Services	\$ 597	\$ 608	1.84%
\$ 11,869	\$ 12,132	2.21%	Leisure & Hospitality	\$ 228	\$ 233	2.19%
\$ 18,464	\$ 18,210	-1.37%	Other Services	\$ 355	\$ 350	-1.41%
\$ 29,944	\$ 30,595	2.17%	Government	\$ 576	\$ 588	2.08%
\$ 37,845	\$ 39,631	4.72%	<i>State</i>	\$ 728	\$ 762	4.67%
\$ 28,454	\$ 29,007	1.94%	<i>Local</i>	\$ 547	\$ 558	2.01%
\$ 41,962	\$ 42,873	2.17%	<i>Federal</i>	\$ 807	\$ 824	2.11%

## 2003 Average Weekly Wage for All Industries by County



### QUICK FACTS

#### Average Weekly Wage Comparisons

Dubuque  
\$580

Rank  
Among All 99  
Iowa Counties  
-11-

Statewide  
\$591

Nation\*  
\$726

\* preliminary data

# 2004 QUARTERLY CENSUS OF EMPLOYMENT AND WAGES PROFILE

## CONTACT INFO

**Iowa Workforce  
Development,  
Employment  
Statistics Bureau**

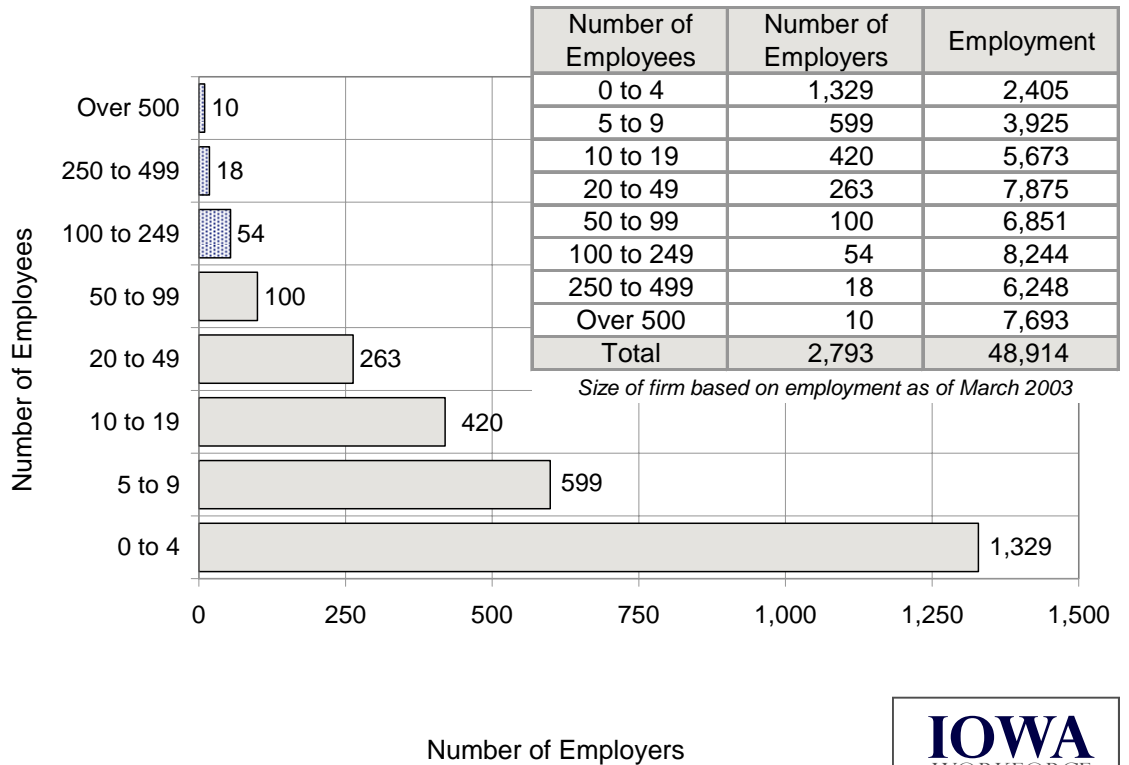
1000 E Grand Ave  
Des Moines, IA 50319

800-532-1249;  
Fax: 515-281-8195  
trends@iwd.state.ia.us  
www.iowaworkforce.org

*Equal opportunity employer/  
program. Auxiliary aids and  
services are available upon  
request to individuals with  
disabilities.*

TTY 515-281-4748;  
1-800-831-1399

### 2003 Size of Firm in Dubuque County



IOWA WORKFORCE DEVELOPMENT  
1000 East Grand Avenue  
Des Moines, Iowa 50319-0209  
OFFICIAL BUSINESS  
PENALTY FOR PRIVATE USE \$300

