

Quarterly Quick Facts

December 31, 2015

IDOC

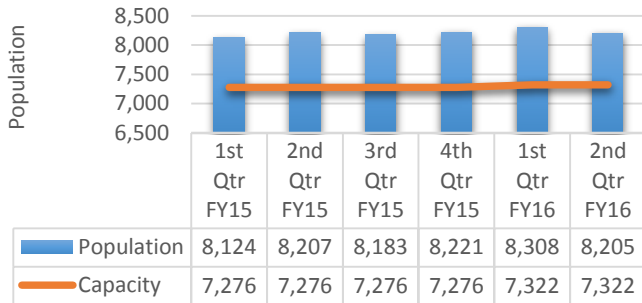
510 East 12th Street
Des Moines, IA 50319

515-725-5701

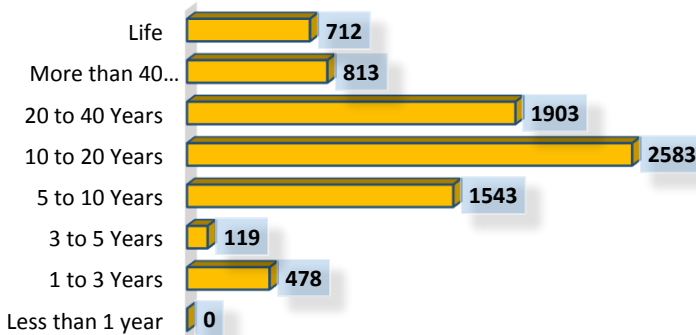
<http://www.doc.state.ia.us/>

Prison Statistics

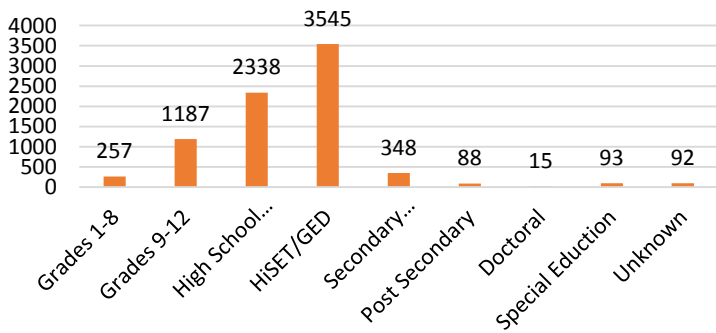
Quarterly Prison Population



SENTENCES BEING SERVED



Education Levels of Offenders in Iowa Prisons



System Statistics

Gender	Prison #	Prison %	CBC #	CBC %
Male	7,486	91%	22,846	74.4%
Female	719	9%	7,794	25.4%
Unknown	0	0%	60	0.2%

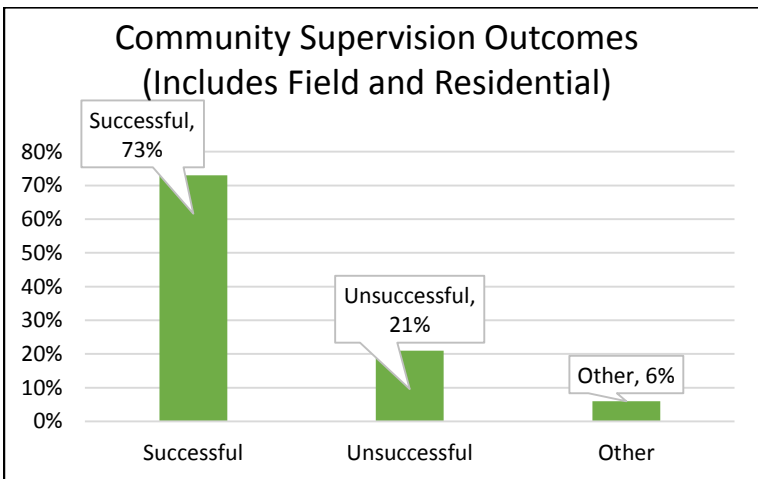
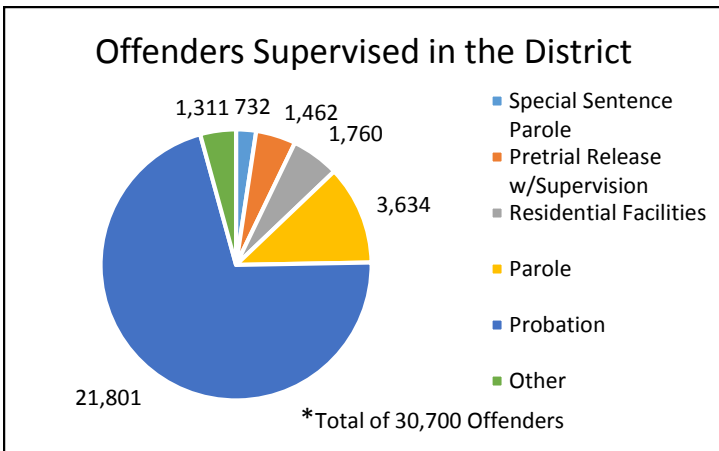
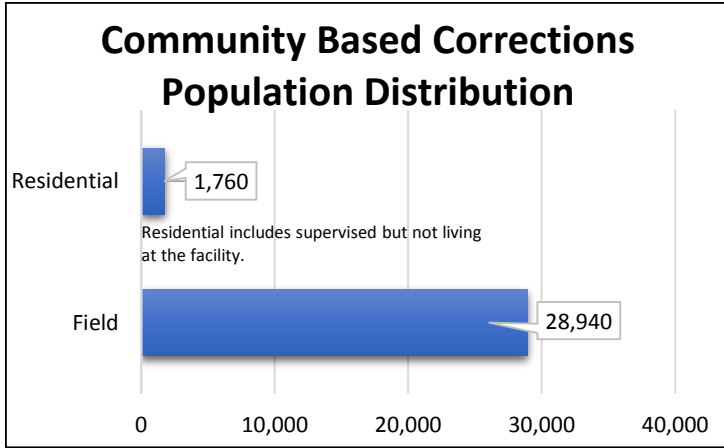
Age	Prison #	Prison %	CBC #	CBC %
Under 18	5	0.1%	187	0.6%
18-30	3,115	37.9%	13,728	44.7%
31-50	3,747	45.7%	12,969	42.2%
50+	1,338	16.3%	3,816	12.5%

Race/Ethnicity	Prison #	Prison %	CBC #	CBC %
American Indian	145	1.8%	287	0.9%
Asian	69	0.8%	357	1.1%
Black	2,083	25.4%	4,982	16.2%
Hispanic	542	6.6%	1,644	5.4%
White	5,366	65.4%	23,242	75.8%
Unknown	0	0.0%	188	0.6%

Crime Type	Prison #	Prison %	CBC #	CBC %
Drug	1,639	20.0%	8,306	27.0%
Violent	3,873	47.2%	6,155	20.0%
Property	1,442	17.6%	7,362	24.0%
Public Order	478	5.8%	8,124	26.5%
Other	773	9.4%	753	2.5%

Veteran	Prison #	Prison %	CBC #	CBC %
Male	490	6.0%	1113	3.7%
Female	5	0.0%	59	0.2%

Community Corrections Statistics



Staff/Budget

Average Daily Cost per Offender (FY15)

Prisons (includes \$2.09 per meal cost)	Community (does not include treatment costs)
\$93.61	\$76.71 Residential Facilities
	\$4.88 Probation/Parole

Iowa Department of Corrections

Operating Budget FY2016

General Fund	\$381,697,248
Other Revenue	\$28,167,462

Recidivism FY2015

Return Rate to Prison: 31.9%

Post-Release Reconviction Rate:

Parole	29.1%
Probation	14.6%

