



# Iowa Influenza Surveillance Network (IISN)

## Influenza-like Illness (ILI) and Other Respiratory Viruses

### Weekly Activity Report



For the week ending December 5, 2015 - Week 48

All data presented in this report are provisional and may change as additional reports are received

Quick Stats	
Percent of outpatient visits for ILI <sup>1</sup>	0.40% (baseline 1.7%)
Percent of influenza rapid test positive	2.2% (13/604)
Percent of RSV rapid tests positive	15.2% (19/125)
Percent school absence due to illness <sup>2</sup>	2.30%
Number of schools with ≥10% absence due to illness	1
Influenza-associated hospitalizations <sup>3</sup>	1/5,240 inpatients surveyed
Influenza-associated mortality -all ages (Cumulative) <sup>4</sup>	3
Influenza-associated pediatric mortality (Cumulative)	0

<sup>1</sup> ILI: Influenza-like illness is defined as a fever of ≥100° F as well as cough and/or sore throat.  
<sup>2</sup> Percent school absence due to illness are reported through a weekly survey of Iowa sentinel schools  
<sup>3</sup> Hospitalizations due to influenza are voluntarily reported through a weekly survey of Iowa sentinel hospitals  
<sup>4</sup> Deaths in which influenza is listed on the death certificate. This is an underestimate of influenza-related deaths.

Iowa Influenza Geographic Spread <sup>5</sup>
No Activity
Sporadic
<b>Local</b>
Regional
Widespread

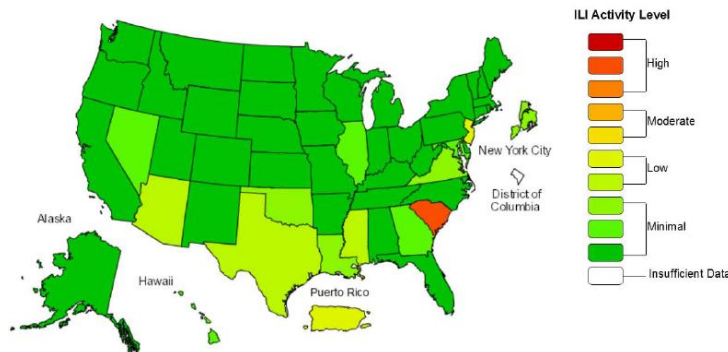
<sup>5</sup>This is based on CDC's activity estimates definition [www.cdc.gov/flu/weekly/overview.htm](http://www.cdc.gov/flu/weekly/overview.htm)

### Iowa statewide activity summary:

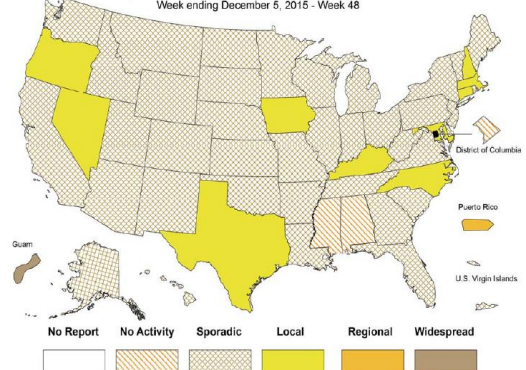
Low level influenza activity continues in Iowa. The proportion of outpatient visits due to influenza-like illness (ILI) was 0.40 percent which is below the regional baseline. One influenza-related hospitalization was reported from sentinel hospitals and one school reported 10 percent or greater absenteeism due to illness, which included influenza-like symptoms. No influenza outbreaks have been reported in Iowa long-term care facilities so far this influenza season. In this reporting week, 14 adenovirus, seven parainfluenza virus type 1, 23 rhinovirus/enterovirus, one RSV, and two hMPV were detected from surveillance sites.

### National activity summary - (CDC):

Influenza-Like Illness (ILI) Activity Level Indicator Determined by Data Reported to ILINet  
2015-16 Influenza Season Week 48 ending Dec 05, 2015



Weekly Influenza Activity Estimates Reported by State & Territorial Epidemiologists\*  
Week ending December 5, 2015 - Week 48



**Synopsis:** During week 48 (November 29 – December 5, 2015), influenza activity increased slightly in the United States but remained low overall.

**Viral Surveillance:** The most frequently identified influenza virus type reported by public health laboratories during week 48 was influenza A viruses, with influenza A (H3) viruses predominating. The percentage of respiratory specimens testing positive for influenza in clinical laboratories was low.

**Pneumonia and Influenza Mortality:** The proportion of deaths attributed to pneumonia and influenza (P&I) was below their system-specific epidemic threshold in both the NCHS Mortality Surveillance System and the 122 Cities Mortality Reporting System.

**Influenza-associated Pediatric Deaths:** Two influenza-associated pediatric deaths were reported, including one influenza-associated pediatric death that occurred during the 2014-2015 season.

**Outpatient Illness Surveillance:** The proportion of outpatient visits for influenza-like illness (ILI) was 1.8 percent, which is below the national baseline of 2.1 percent. Four of 10 regions reported ILI at or above region-specific baseline levels. One state experienced high ILI activity; Puerto Rico and four states experienced low ILI activity; New York City and 45 states experienced minimal ILI activity; and the District of Columbia had insufficient data.

**Geographic Spread of Influenza:** The geographic spread of influenza in Guam was reported as widespread; Puerto Rico reported regional activity; 10 states reported local activity; the U.S. Virgin Islands and 37 states reported sporadic activity; and the District of Columbia and three states reported no influenza activity.

Detailed information can be found online at [www.cdc.gov/flu/weekly/](http://www.cdc.gov/flu/weekly/).

## International activity summary - (WHO):

Globally, influenza activity generally remained low in both hemispheres. Detailed information can be found online at [www.who.int/influenza/surveillance\\_monitoring/updates/latest\\_update\\_GIP\\_surveillance/en/](http://www.who.int/influenza/surveillance_monitoring/updates/latest_update_GIP_surveillance/en/). It was last updated 11/30/2015.

## Laboratory surveillance program:

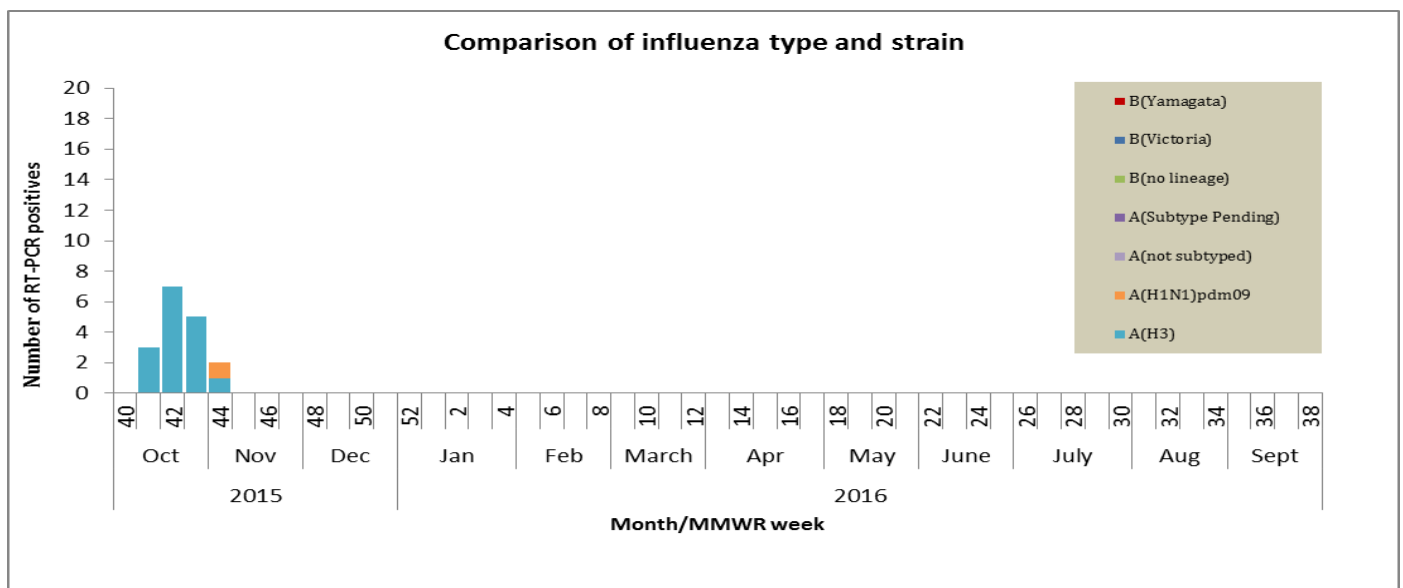
The State Hygienic Laboratory (SHL) is the primary lab for influenza testing and reporting in Iowa. SHL reports the number of tests performed and the type and sub-type of positive tests to the influenza surveillance network several times every week. In addition, SHL surveys clinical and reference labs on a weekly basis for the number of rapid-antigen tests performed, the number positive and the positive non-influenza virus tests. This report also includes the positive non-influenza virus tests reported from the Dunes Medical Laboratories at Mercy Medical Center in Sioux City.

Age Group	CURRENT WEEK				CUMULATIVE (10/4/15 – CURRENT WEEK)			
	Flu A				Flu A			
	A(H1N1)pdm09	A(H3)	Subtype Pending	Not subtyped	A(H1N1)pdm09	A(H3)	Subtype Pending	Not subtyped
0-4	0(0%)	0(0%)	0(0%)	0(0%)	1(100%)	0(0%)	0(0%)	0(0%)
5-17	0(0%)	0(0%)	0(0%)	0(0%)	0(0%)	0(0%)	0(0%)	0(0%)
18-24	0(0%)	0(0%)	0(0%)	0(0%)	0(0%)	2(12.5%)	0(0%)	0(0%)
25-49	0(0%)	0(0%)	0(0%)	0(0%)	0(0%)	3(19%)	0(0%)	0(0%)
50-64	0(0%)	0(0%)	0(0%)	0(0%)	0(0%)	5(31%)	0(0%)	0(0%)
>64	0(0%)	0(0%)	0(0%)	0(0%)	0(0%)	6(37.5%)	0(0%)	0(0%)
<b>Total</b>	<b>0</b>	<b>0</b>	<b>0</b>	<b>0</b>	<b>1</b>	<b>16</b>	<b>0</b>	<b>0</b>

\*Counts of three or less are sometimes suppressed to protect confidentiality. Note that counts may not add up to the total due to missing age information  
 Only cases of Iowa residents are included  
 "Not subtyped" column is due to weak detections. This can be due to poor collection, timing of collection or stage of infection.

Age Group	CURRENT WEEK			CUMULATIVE (10/4/15 – CURRENT WEEK)		
	Flu B			Flu B		
	Victoria Lineage	Yamagata Lineage	Lineage Pending	Victoria Lineage	Yamagata Lineage	Lineage Pending
0-4	0(0%)	0(0%)	0(0%)	0(0%)	0(0%)	0(0%)
5-17	0(0%)	0(0%)	0(0%)	0(0%)	0(0%)	0(0%)
18-24	0(0%)	0(0%)	0(0%)	0(0%)	0(0%)	0(0%)
25-49	0(0%)	0(0%)	0(0%)	0(0%)	0(0%)	0(0%)
50-64	0(0%)	0(0%)	0(0%)	0(0%)	0(0%)	0(0%)
>64	0(0%)	0(0%)	0(0%)	0(0%)	0(0%)	0(0%)
<b>Total</b>	<b>0</b>	<b>0</b>	<b>0</b>	<b>0</b>	<b>0</b>	<b>0</b>

\*Counts of three or less are sometimes suppressed to protect confidentiality. Note that counts may not add up to the total due to missing age information  
 Only cases of Iowa residents are included



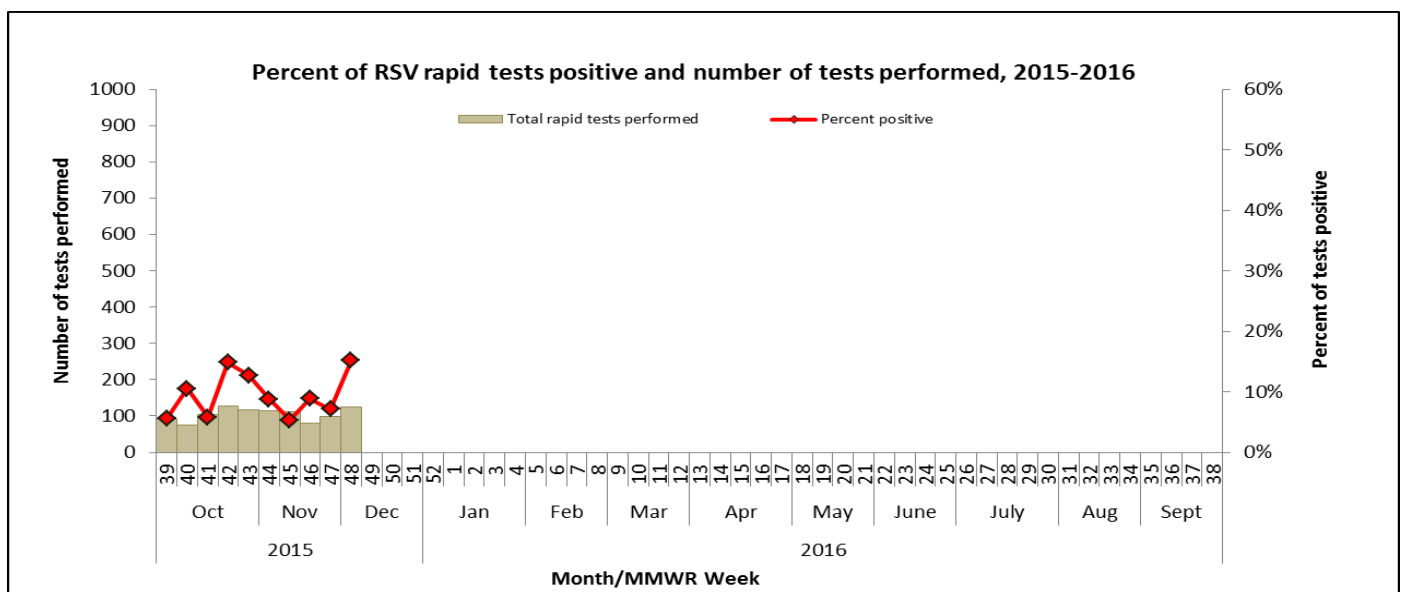
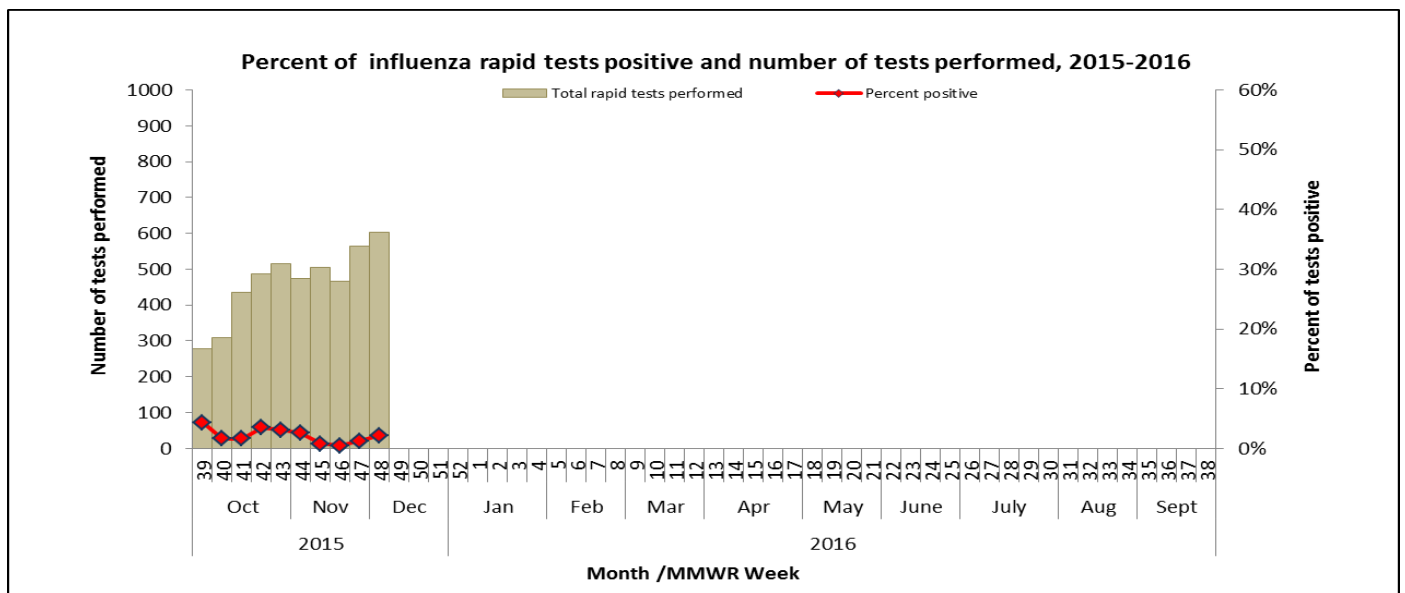
## Rapid influenza and RSV test surveillance:

The State Hygienic Laboratory (SHL) runs a weekly web-based survey program where laboratorians report the number of influenza and respiratory syncytial virus (RSV) rapid tests performed and the number of tests positive. This table includes only the number of patients tested for influenza or RSV at laboratory surveillance sites throughout the state. This table does not provide case counts.

**Table 2: Percent of influenza rapid tests positive and number of tests performed by region for the present week**

REGION*	RAPID ANTIGEN INFLUENZA TESTS				RAPID ANTIGEN RSV TESTS		
	Tested	Flu A	Flu B	% Positive	Tested	Positive	% Positive
Region 1 (Central)	70	0	0	0.0	22	5	22.7
Region 2 (NE)	21	0	0	0.0	4	0	0.0
Region 3 (NW)	99	0	0	0.0	21	10	47.6
Region 4 (SW)	35	3	0	8.6	9	0	0.0
Region 5 (SE)	58	0	0	0.0	15	1	6.7
Region 6 (Eastern)	321	7	3	3.1	54	3	5.6
<b>Total</b>	<b>604</b>	<b>10</b>	<b>3</b>	<b>2.2</b>	<b>125</b>	<b>19</b>	<b>15.2</b>

\*Region 1- Boone, Calhoun, Carroll, Dallas, Greene, Grundy, Hamilton, Hardin, Jasper, Marshall, Polk, Poweshiek, Story, Tama, Warren, Webster; Region 2- Allamakee, Bremer, Butler, Cerro Gordo, Chickasaw, Emmet, Fayette, Floyd, Franklin, Hancock, Howard, Humboldt, Kossuth, Mitchell, Winnebago, Winneshiek, Worth, Wright; Region 3- Buena Vista, Cherokee, Clay, Crawford, Dickinson, Ida, Lyon, Monona, O'Brien, Osceola, Palo Alto, Plymouth, Pocahontas, Sac, Sioux, Woodbury; Region 4- Adair, Adams, Audubon, Cass, Clarke, Decatur, Fremont, Guthrie, Harrison, Madison, Mills, Montgomery, Page, Pottawattamie, Ringgold, Shelby, Taylor, Union; Region 5- Appanoose, Davis, Des Moines, Henry, Jefferson, Keokuk, Lee, Louisa, Lucas, Mahaska, Marion, Monroe, Muscatine, Van Buren, Wapello, Washington, Wayne; Region 6- Benton, Black Hawk, Buchanan, Cedar, Clayton, Clinton, Delaware, Dubuque, Iowa, Jackson, Johnson, Jones, Linn, Scott.



### Non-influenza respiratory viruses:

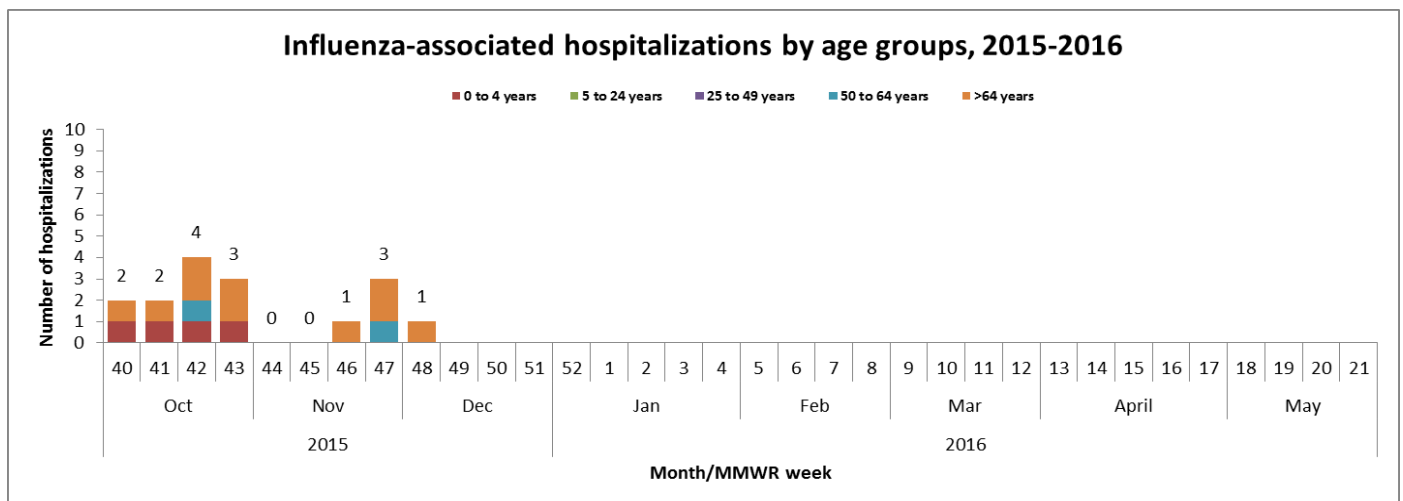
The State Hygienic Laboratory (SHL) runs a weekly web-based survey program where laboratorians report the number of positive tests for non-influenza respiratory viruses. This table also includes the positive non-influenza virus tests reported from the Dunes Medical Laboratories at Mercy Medical Center in Sioux City. The table includes only the number of positive tests at laboratory surveillance sites throughout the state. The table does not provide case counts.

Viruses	CURRENT WEEK	CUMULATIVE (10/4/15 – CURRENT WEEK)
Adenovirus	14	86
Parainfluenza Virus Type 1	7	84
Parainfluenza Virus Type 2	0	0
Parainfluenza Virus Type 3	0	1
Parainfluenza Virus Type 4	0	50
Rhinovirus/Enterovirus	23	327
Respiratory syncytial virus (RSV)	1	5
Human metapneumovirus (hMPV)	2	7
<b>Total</b>	<b>47</b>	<b>560</b>

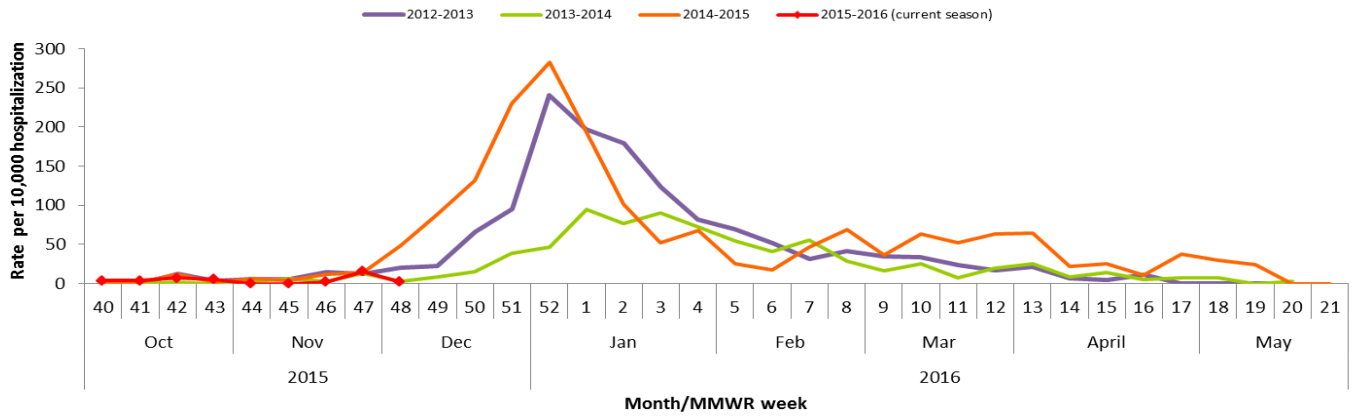
### Influenza-associated hospitalizations:

Sentinel hospitals that participate in IISN voluntarily track and report the number of influenza-associated hospitalizations and the total number of inpatients each week.

AGE	CURRENT WEEK	CUMULATIVE (10/4/15 – CURRENT WEEK)
Age 0-4	0	4
Age 5-24	0	0
Age 25-49	0	0
Age 50-64	0	2
Age >64	1	10
<b>Total</b>	<b>1</b>	<b>16</b>



### Influenza-associated hospitalizations reported by hospital surveillance sites

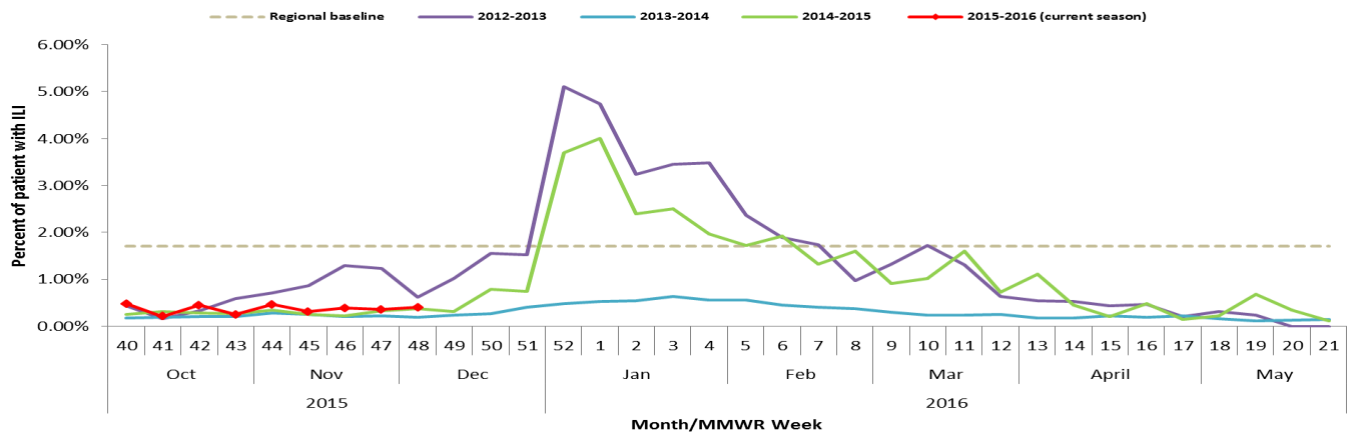


### Outpatient health care provider surveillance program (ILINet):

Outpatient health care providers who participate in the ILINet (a national influenza surveillance program) report the number of patients seen with influenza-like illness and the total number of patient visits each week. This system is a key part of Iowa’s influenza surveillance. Iowa health care providers interested in joining this surveillance program should contact Julie Coughlin at 515-281-7134 or [julie.coughlin@idph.iowa.gov](mailto:julie.coughlin@idph.iowa.gov) for more information.

Week	%ILI	Total ILI	Age 0-4	Age 5-24	Age 25-49	Age 50-64	Age >64
Week 48, ending Dec 5	0.40	7	4	0	2	0	1
Week 47, ending Nov 28	0.36	4	1	1	1	1	0
Week 46, ending Nov 21	0.39	7	3	1	0	1	2

### Percent of outpatient visits attributed to ILI as reported by ILINet sites



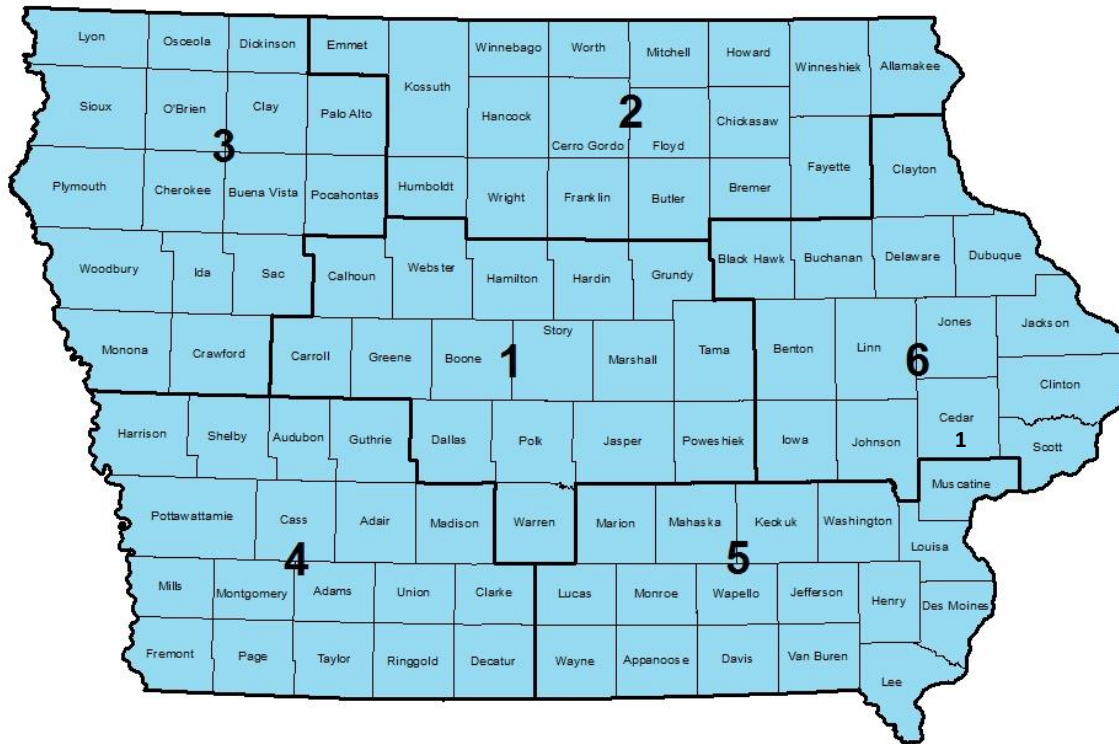
### Long-term Care Outbreaks:

REGION*	CURRENT WEEK	CUMULATIVE (10/4/15 – CURRENT WEEK)
Region 1 (Central)	0	0
Region 2 (NE)	0	0
Region 3 (NW)	0	0
Region 4 (SW)	0	0
Region 5 (SE)	0	0
Region 6 (Eastern)	0	0
<b>Total</b>	<b>0</b>	<b>0</b>

\*Region 1- Boone, Calhoun, Carroll, Dallas, Greene, Grundy, Hamilton, Hardin, Jasper, Marshall, Polk, Poweshiek, Story, Tama, Warren, Webster; Region 2- Allamakee, Bremer, Butler, Cerro Gordo, Chickasaw, Emmet, Fayette, Floyd, Franklin, Hancock, Howard, Humboldt, Kossuth, Mitchell, Winnebago, Winneshiek, Worth, Wright; Region 3- Buena Vista, Cherokee, Clay, Crawford, Dickinson, Ida, Lyon, Monona, O'Brien, Osceola, Palo Alto, Plymouth, Pocahontas, Sac, Sioux, Woodbury; Region 4- Adair, Adams, Audubon, Cass, Clarke, Decatur, Fremont, Guthrie, Harrison, Madison, Mills, Montgomery, Page, Pottawattamie, Ringgold, Shelby, Taylor, Union; Region 5- Appanoose, Davis, Des Moines, Henry, Jefferson, Keokuk, Lee, Louisa, Lucas, Mahaska, Marion, Monroe, Muscatine, Van Buren, Wapello, Washington, Wayne; Region 6- Benton, Black Hawk, Buchanan, Cedar, Clayton, Clinton, Delaware, Dubuque, Iowa, Jackson, Johnson, Jones, Linn, Scott.

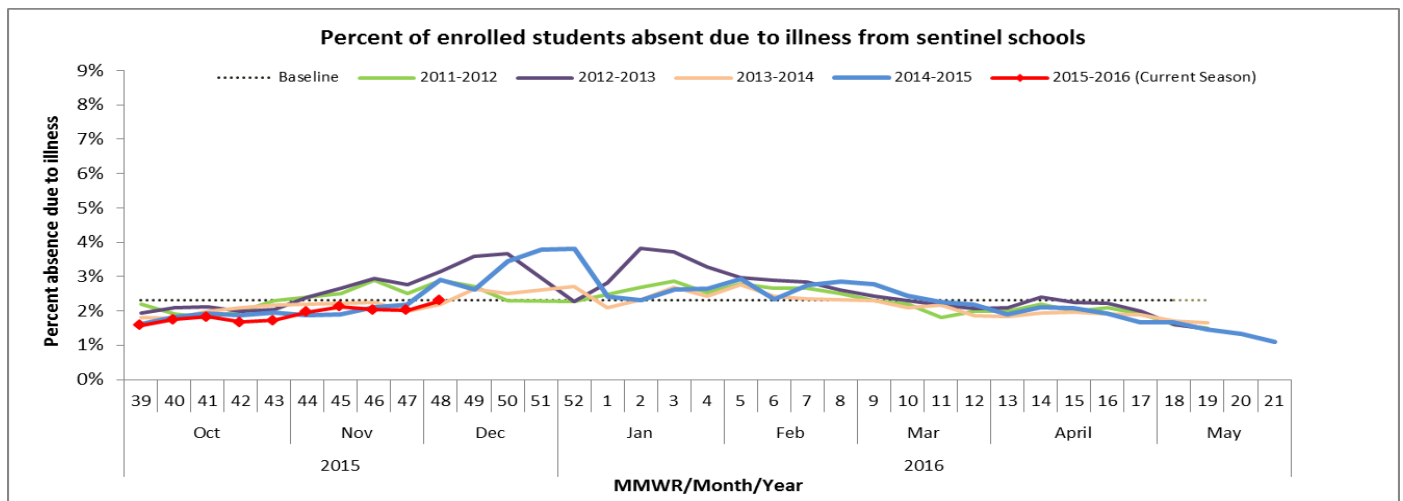
### **10 percent school absenteeism:**

Schools (K-12) track and report when the number of students absent with illness reaches or exceeds 10 percent of total student enrollment. A regional map with schools that have  $\geq 10\%$  absence due to illness, which includes influenza-like illness, for the current reporting week is displayed below.



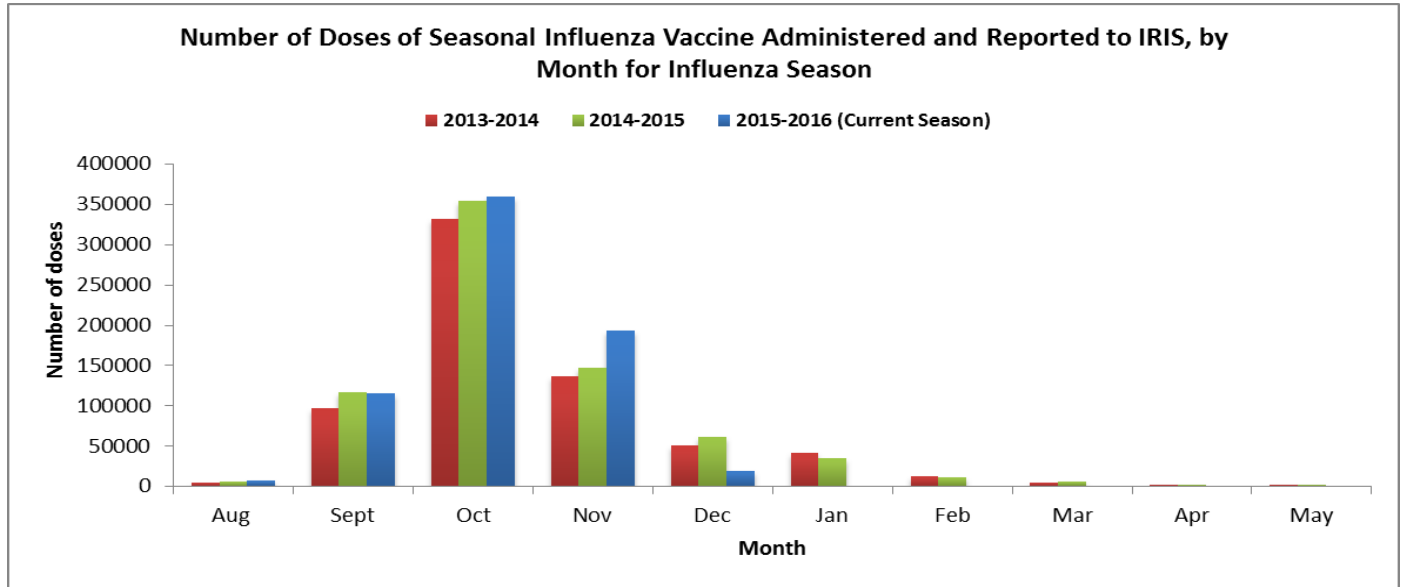
### **School surveillance program:**

Sentinel schools that participate in IISN voluntarily track and report absence due to all illness (including non-influenza illnesses) and the total enrollment each week.



## Seasonal influenza vaccination:

Seasonal influenza vaccination data in Iowa is based on doses reported to the Iowa Immunization Registry Information System (IRIS). IRIS is a confidential, computerized, population-based system that tracks immunization for children, adolescents and adults who are seen in a variety of public and private healthcare provider sites throughout the state of Iowa. For more information on the immunization data, contact Kim Tichy, IRIS coordinator at 515-281-4288 or [kimberly.tichy@idph.iowa.gov](mailto:kimberly.tichy@idph.iowa.gov).



Note: The data for the 2015-2016 season is only up to the current week and there is a lag between the vaccine administration date and the date reported to the IRIS. The current season's data will be adjusted as additional data is received.

## Other resources:

### Vaccine:

Influenza vaccine recommendation: <http://idph.iowa.gov/imm/tb/immunization/vaccine>

CDC vaccine information: [www.cdc.gov/flu/faq/flu-vaccine-types.htm](http://www.cdc.gov/flu/faq/flu-vaccine-types.htm)

Vaccine finder: <http://vaccinefinder.org/>

### Neighboring states' influenza information:

Illinois: [www.dph.illinois.gov/topics-services/diseases-and-conditions/influenza/surveillance](http://www.dph.illinois.gov/topics-services/diseases-and-conditions/influenza/surveillance)

Minnesota: [www.health.state.mn.us/divs/idepc/diseases/flu/stats/index.html](http://www.health.state.mn.us/divs/idepc/diseases/flu/stats/index.html)

Missouri: <http://health.mo.gov/living/healthcondiseases/communicable/influenza/reports.php>

South Dakota: <http://doh.sd.gov/diseases/infectious/flu/>

Wisconsin: [www.dhs.wisconsin.gov/influenza/index.htm](http://www.dhs.wisconsin.gov/influenza/index.htm)