

**OFFICE OF AUDITOR OF STATE
STATE OF IOWA**

Mary Mosiman, CPA
Auditor of State

State Capitol Building
Des Moines, Iowa 50319-0004

Telephone (515) 281-5834 Facsimile (515) 242-6134

NEWS RELEASE

FOR RELEASE March 28, 2016

Contact: Andy Nielsen
515-281-5834

Auditor of State Mary Mosiman today released an audit report on the Butler County Area Solid Waste Commission.

The Commission had total receipts of \$825,843 for the year ended June 30, 2015, a 3.5% increase over the prior year. The receipts included gate fees of \$166,724, city contributions of \$361,521 and county contributions of \$217,932.

Disbursements for the year ended June 30, 2015 totaled \$815,742, a 1.4% increase over the prior year, and included \$260,893 for salaries and benefits, \$297,273 for landfill disposal fees and \$126,708 for transporting recyclables and recycling.

A copy of the audit report is available for review in the Butler County Area Solid Waste Commission's office, in the Office of Auditor of State and on the Auditor of State's web site at <http://auditor.iowa.gov/reports/1514-2343-BOOF.pdf>.

#

BUTLER COUNTY AREA SOLID WASTE COMMISSION

**INDEPENDENT AUDITOR'S REPORTS
FINANCIAL STATEMENT
AND OTHER INFORMATION
SCHEDULE OF FINDINGS**

JUNE 30, 2015

Table of Contents


	<u>Page</u>
Officials	3
Independent Auditor's Report	5-6
Management's Discussion and Analysis	7-9
Financial Statement:	<u>Exhibit</u>
Statement of Cash Receipts, Disbursements and Changes in Cash Balance	A 12
Notes to Financial Statement	13-19
Other Information:	
Schedule of the Commission's Proportionate Share of the Net Pension Liability	23
Schedule of Commission Contributions	24-25
Notes to Other Information – Pension Liability	26-27
Independent Auditor's Report on Internal Control over Financial Reporting and on Compliance and Other Matters Based on an Audit of a Financial Statement Performed in Accordance with <u>Government Auditing Standards</u>	29-30
Schedule of Findings	31-32
Staff	33

Butler County Area Solid Waste Commission

Officials

<u>Name</u>	<u>Title</u>	<u>Representing</u>
Rusty Eddy	Chairperson/ Executive Board/ RIWMA Representative	Butler County
Mardee Johnson	Vice Chairperson/ Executive Board	City of Aredale
Deb Prier	Secretary/Executive Board	City of Aplington
Scott Henrichs	Member	City of Allison
Dennis Petersen	Member	City of Bristow
Rex Ackerman	Member	Butler County
Tom Heidenwirth	Member	Butler County
Jeff Kolb	Member	City of Clarksville
Ed Mouw	Member	City of Dumont
Bill Christensen	Member	City of Greene
John Andersen	Member	City of New Hartford
Michael Timmer	Member	City of Parkersburg
Ed Willert	Member/Executive Board	City of Shell Rock
Tom Cain	Director	

Butler County Area Solid Waste Commission



OFFICE OF AUDITOR OF STATE
STATE OF IOWA

Mary Mosiman, CPA
Auditor of State

State Capitol Building
Des Moines, Iowa 50319-0004

Telephone (515) 281-5834 Facsimile (515) 242-6134

Independent Auditor's Report

To the Members of the Butler County Area Solid Waste Commission:

Report on the Financial Statement

We have audited the accompanying financial statement of the Butler County Area Solid Waste Commission as of and for the year ended June 30, 2015, and the related Notes to Financial Statement.

Management's Responsibility for the Financial Statement

Management is responsible for the preparation and fair presentation of the financial statement in accordance with the cash basis of accounting described in Note 1. This includes determining the cash basis of accounting is an acceptable basis for the preparation of the financial statement in the circumstances. This includes the design, implementation and maintenance of internal control relevant to the preparation and fair presentation of a financial statement that is free from material misstatement, whether due to fraud or error.

Auditor's Responsibility

Our responsibility is to express an opinion on the financial statement based on our audit. We conducted our audit in accordance with U.S. generally accepted auditing standards and the standards applicable to financial audits contained in Government Auditing Standards, issued by the Comptroller General of the United States. Those standards require that we plan and perform the audit to obtain reasonable assurance about whether the financial statement is free from material misstatement.

An audit involves performing procedures to obtain audit evidence about the amounts and disclosures in the financial statement. The procedures selected depend on the auditor's judgment, including the assessment of the risks of material misstatement of the financial statement, whether due to fraud or error. In making those risk assessments, the auditor considers internal control relevant to the Commission's preparation and fair presentation of the financial statement in order to design audit procedures that are appropriate in the circumstances, but not for the purpose of expressing an opinion on the effectiveness of the Commission's internal control. Accordingly, we express no such opinion. An audit also includes evaluating the appropriateness of accounting policies used and the reasonableness of significant accounting estimates made by management, as well as evaluating the overall presentation of the financial statement.

We believe the audit evidence we have obtained is sufficient and appropriate to provide a basis for our audit opinion.

Opinion

In our opinion, the financial statement referred to above presents fairly, in all material respects, the cash basis financial position of the Butler County Area Solid Waste Commission as of June 30, 2015, and the changes in its cash basis financial position for the year then ended in accordance with the basis of accounting described in Note 1.

Basis of Accounting

As discussed in Note 1, the financial statement was prepared on the basis of cash receipts and disbursements, which is a basis of accounting other than U.S. generally accepted accounting principles. Our opinion is not modified with respect to this matter.

Emphasis of a Matter

As discussed in Note 3, the Butler County Area Solid Waste Commission adopted new accounting guidance related to Governmental Accounting Standards Board (GASB) Statement No. 68, Accounting and Financial Reporting for Pensions. Our opinion is not modified with respect to this matter.

Other Matters


Other Information

The other information, Management's Discussion and Analysis, the Schedule of the Commission's Proportionate Share of the Net Pension Liability and the Schedule of Commission Contributions on pages 7 through 9 and 23 through 27, has not been subjected to the auditing procedures applied in the audit of the financial statement and, accordingly, we do not express an opinion or provide any assurance on it.

Other Reporting Required by Government Auditing Standards

In accordance with Government Auditing Standards, we have also issued our report dated March 15, 2016 on our consideration of the Butler County Area Solid Waste Commission's internal control over financial reporting and our tests of its compliance with certain provisions of laws, regulations, contracts and grant agreements and other matters. The purpose of that report is to describe the scope of our testing of internal control over financial reporting and compliance and the results of that testing and not to provide an opinion on the internal control over financial reporting or on compliance. That report is an integral part of an audit performed in accordance with Government Auditing Standards in considering the Butler County Area Solid Waste Commission's internal control over financial reporting and compliance.


MARY MOSIMAN, CPA
Auditor of State


WARREN G. JENKINS, CPA
Chief Deputy Auditor of State

March 15, 2016

MANAGEMENT'S DISCUSSION AND ANALYSIS

The Butler County Area Solid Waste Commission provides this Management's Discussion and Analysis of its financial statement. This narrative overview and analysis of the financial activities of the Butler County Area Solid Waste Commission is for the year ended June 30, 2015. We encourage readers to consider this information in conjunction with the Commission's financial statement, which follows.

2015 FINANCIAL HIGHLIGHTS

- ◆ Operating receipts increased 3.0%, or approximately \$23,800, from fiscal year 2014 to fiscal year 2015.
- ◆ Operating disbursements increased 3.4%, or approximately \$26,200, from fiscal year 2014 to fiscal year 2015.
- ◆ The Commission's cash balance increased 1.8%, or approximately \$10,100, from June 30, 2014 to June 30, 2015.

USING THIS ANNUAL REPORT

The Commission has elected to present its financial statement on the cash basis of accounting. The cash basis of accounting is a basis of accounting other than U.S. generally accepted accounting principles. Basis of accounting refers to when financial events are recorded, such as the timing for recognizing revenues, expenses and the related assets and liabilities. Under the cash basis of accounting, revenues and expenses and the related assets and liabilities are recorded when they result from cash transactions.

As a result of the use of the cash basis of accounting, certain assets and their related revenues and liabilities and their related expenses are not recorded in this financial statement. Therefore, when reviewing the financial information and discussion within this annual report, readers should keep in mind the limitations resulting from the use of the cash basis of accounting.

The annual report is presented in a format consistent with the presentation of Governmental Accounting Standards Board (GASB) Statement No. 34, as applicable to the cash basis of accounting.

This discussion and analysis is intended to serve as an introduction to the financial statement. The annual report consists of the financial statement and other information, as follows:

- Management's Discussion and Analysis introduces the financial statement and provides an analytical overview of the Commission's financial activities.
- The Statement of Cash Receipts, Disbursements and Changes in Cash Balance presents information on the Commission's operating receipts and disbursements, non-operating receipts and disbursements and whether the Commission's cash basis financial position has improved or deteriorated as a result of the year's activities.
- Notes to Financial Statement provide additional information essential to a full understanding of the data provided in the financial statement.
- Other information further explains and supports the Commission's proportionate share of the net pension liability and related contributions.

FINANCIAL ANALYSIS OF THE COMMISSION

Statement of Cash Receipts, Disbursements and Changes in Cash Balance

The purpose of the statement is to present the receipts received by the Commission and the disbursements paid by the Commission, both operating and non-operating. The statement also presents a fiscal snapshot of the cash balance at year end. Over time, readers of the financial statement are able to determine the Commission's cash basis financial position by analyzing the increase or decrease in the Commission's cash balance.

Operating receipts are received for gate fees from accepting solid waste, assessments from the members of the Commission and recycling sales. Operating disbursements are disbursements paid to operate the transfer station. Non-operating receipts and disbursements are for interest on investments, grants and equipment purchases. A summary of cash receipts, disbursements and changes in cash balance for the years ended June 30, 2015 and June 30, 2014 is as follows:

	Changes in Cash Balance	
	Year ended June 30,	
	2015	2014
Operating receipts:		
Gate fees	\$ 166,724	144,653
City contributions	361,521	361,881
County contributions	217,932	217,932
Recycling sales	67,901	67,405
Miscellaneous	2,959	1,341
Total operating receipts	<u>817,037</u>	<u>793,212</u>
Operating disbursements:		
Salaries and benefits	260,893	245,662
Transporting recyclables and recycling	126,708	110,957
Landfill disposal fees	297,273	273,088
Other	109,691	138,654
Total operating disbursements	<u>794,565</u>	<u>768,361</u>
Excess of operating receipts over operating disbursements	<u>22,472</u>	<u>24,851</u>
Non-operating receipts (disbursements):		
Interest on investments	1,997	5,033
Grants	6,809	-
Equipment	(21,177)	(35,845)
Net non-operating receipts (disbursements)	<u>(12,371)</u>	<u>(30,812)</u>
Change in cash balance	10,101	(5,961)
Cash balance beginning of year	560,744	566,705
Cash balance end of year	<u>\$ 570,845</u>	<u>560,744</u>
Cash Basis Fund Balance		
Restricted for closure care	\$ 33,359	35,123
Unrestricted	537,486	525,621
Total cash basis fund balance	<u>\$ 570,845</u>	<u>560,744</u>

In fiscal year 2015, operating receipts increased approximately \$23,800, or 3.0%, over fiscal year 2014. The increase was primarily a result of gate fees increasing \$22,071 due to an increase of garbage being disposed of due to economic factors.

In fiscal year 2015, operating disbursements increased approximately \$26,200, or 3.4%, over fiscal year 2014. The increase in disbursements was primarily due to increased disposal fees related to the increase in garbage received.

LONG-TERM DEBT

At June 30, 2015, the Commission had no long term debt outstanding.

ECONOMIC FACTORS

The Commission's financial picture improved slightly in fiscal year 2015. Some factors which continue to cause long term concerns are:

- ◆ Facilities and equipment require constant maintenance and upkeep for safety and regulatory requirements.
- ◆ Equipment maintenance, fuel and replacement costs continue to increase due to the escalating costs of oil and steel.
- ◆ Heating and electrical costs for the transfer station continue to be difficult to predict and, therefore, budget for.

The Commission will monitor receipts and disbursements to regulate the Commission's budget.

CONTACTING THE AGENCY'S FINANCIAL MANAGEMENT

This financial report is designed to provide our citizens, customers and creditors with a general overview of the Commission's finances and to show its accountability for the money it receives. If you have questions about this report or need additional financial information, contact the Butler County Area Solid Waste Commission, 25251 Highway 3, Allison, Iowa 50602.

Butler County Area Solid Waste Commission

Financial Statement

Exhibit A

Butler County Area Solid Waste Commission
Statement of Cash Receipts, Disbursements and
Changes in Cash Balance

As of and for the Year ended June 30, 2015

Operating receipts:	
Gate fees	\$ 166,724
City contributions	361,521
County contributions	217,932
Recycling sales	67,901
Miscellaneous	2,959
Total operating receipts	<u>817,037</u>
Operating disbursements:	
Salaries	177,430
Employee benefits	83,463
Utilities and telephone	10,702
Transfer station expense and supplies	20,063
Transporting recyclables and recycling	126,708
Office supplies and recycling promotion	2,543
Landfill disposal fees	297,273
Transporting household hazardous waste materials	4,668
Insurance	11,422
Professional fees	9,146
Water analysis	5,432
Solid waste transportation	38,024
Miscellaneous	7,691
Total operating disbursements	<u>794,565</u>
Excess of operating receipts over operating disbursements	<u>22,472</u>
Non-operating receipts (disbursements):	
Interest on investments	1,997
Grants	6,809
Equipment	(21,177)
Net non-operating receipts (disbursements)	<u>(12,371)</u>
Change in cash balance	10,101
Cash balance beginning of year	<u>560,744</u>
Cash balance end of year	<u>\$ 570,845</u>
Cash Basis Fund Balance	
Restricted for closure care	\$ 33,359
Unrestricted	<u>537,486</u>
Total cash basis fund balance	<u>\$ 570,845</u>

See notes to financial statement.

Butler County Area Solid Waste Commission

Notes to Financial Statement

June 30, 2015

(1) Summary of Significant Accounting Policies

The Butler County Area Solid Waste Commission was formed in 1980 pursuant to the provisions of Chapter 28E of the Code of Iowa. The purpose of the Commission is to develop, operate and maintain a sanitary landfill in Butler County for use by all of the residents of the County. In October 1989, the Butler County Landfill was closed and the Commission began operating a solid waste transfer station.

The governing body of the Commission is composed of one representative from each participating city and three representatives from Butler County. The representative of each City shall be appointed by the Mayor, approved by the City Council and certified to the Commission by the City Clerk. Representatives of the County shall be the members of the Board of Supervisors. The member cities are: Allison, Aplington, Aredale, Bristow, Clarksville, Dumont, Greene, New Hartford, Parkersburg and Shell Rock.

A. Reporting Entity

For financial reporting purposes, the Butler County Area Solid Waste Commission has included all funds, organizations, agencies, boards, agencies and authorities. The Commission has also considered all potential component units for which it is financially accountable and other organizations for which the nature and significance of their relationship with the Commission are such that exclusion would cause the Commission's financial statement to be misleading or incomplete. The Governmental Accounting Standards Board has set forth criteria to be considered in determining financial accountability. These criteria include appointing a voting majority of an organization's governing body and (1) the ability of the Commission to impose its will on that organization or (2) the potential for the organization to provide specific benefits to or impose specific financial burdens on the Commission. The Commission has no component units which meet the Governmental Accounting Standards Board criteria.

Jointly Governed Organization – The Commission is a member of the Rural Iowa Waste Management Association (RIWMA), a jointly governed organization established pursuant to Chapter 28E of the Code of Iowa. RIWMA is composed of two members from the Hardin County Sanitary Solid Waste Disposal Commission (one City representative and one County Supervisor). The purpose of the RIWMA is to effectively provide for the sanitary disposal of solid waste reduction or recycling programs as the Commissions deem necessary and beneficial to the citizens they serve.

RIWMA is responsible for sanitary landfill activities. The responsibilities for hazardous waste, waste reduction, special waste and education under the Environmental Protection Act remain with each separate Commission.

B. Basis of Presentation

The accounts of the Commission are organized as an Enterprise Fund. Enterprise Funds are utilized to finance and account for the acquisition, operation and maintenance of governmental facilities and services supported by user charges.

Enterprise Funds distinguish operating receipts and disbursements from non-operating items. Operating receipts and disbursements generally result from providing services and producing and delivering goods in connection with an Enterprise Fund's principal ongoing operations. All receipts and disbursements not meeting this definition are reported as non-operating receipts and disbursements.

C. Basis of Accounting

The Commission maintains its financial records on the basis of cash receipts and disbursements and the financial statement of the Commission is prepared on that basis. The cash basis of accounting does not give effect to accounts receivable, accounts payable and accrued items, including the estimated payable for closure care. Accordingly, the financial statement does not present the financial position and results of operations of the Commission in accordance with U.S. generally accepted accounting principles.

D. Cash Basis Fund Balance

Funds set aside for payment of closure care are classified as restricted.

(2) Cash and Investments

The Commission's deposits in banks at June 30, 2015 were entirely covered by federal depository insurance or by the State Sinking Fund in accordance with Chapter 12C of the Code of Iowa. This chapter provides for additional assessments against the depositories to ensure there will be no loss of public funds.

The Commission is authorized by statute to invest public funds in obligations of the United States government, its agencies and instrumentalities; certificates of deposit or other evidences of deposit at federally insured depository institutions approved by the Commission; prime eligible bankers acceptances; certain high rated commercial paper; perfected repurchase agreements; certain registered open-end management investment companies; certain joint investment trusts; and warrants or improvement certificates of a drainage district.

The Commission had no investments meeting the disclosure requirements of Governmental Accounting Standards Board Statement No. 3, as amended by Statement No. 40.

(3) Pension Plan

Plan Description - IPERS membership is mandatory for employees of the Commission, except for those covered by another retirement system. Employees of the Commission are provided with pensions through a cost-sharing multiple employer defined benefit pension plan administered by the Iowa Public Employees' Retirement System (IPERS). IPERS issues a stand-alone financial report which is available to the public by mail at 7401 Register Drive, P.O. Box 9117, Des Moines, Iowa 50306-9117 or at www.ipers.org.

IPERS benefits are established under Iowa Code Chapter 97B and the administrative rules thereunder. Chapter 97B and the administrative rules are the official plan documents. The following brief description is provided for general informational purposes only. Refer to the plan documents for more information.

Pension Benefits – A Regular member may retire at normal retirement age and receive monthly benefits without an early-retirement reduction. Normal retirement age is age 65, any time after reaching age 62 with 20 or more years of covered employment or when the member's years of service plus the member's age at the last birthday equals or exceeds 88, whichever comes first. (These qualifications must be met on the member's first month of entitlement to benefits.) Members cannot begin receiving retirement benefits before age 55. The formula used to calculate a Regular member's monthly IPERS benefit includes:

- A multiplier (based on years of service).
- The member's highest five-year average salary. (For members with service before June 30, 2012, the highest three-year average salary as of that date will be used if it is greater than the highest five-year average salary.)

If a member retires before normal retirement age, the member's monthly retirement benefit will be permanently reduced by an early-retirement reduction. The early-retirement reduction is calculated differently for service earned before and after July 1, 2012. For service earned before July 1, 2012, the reduction is 0.25% for each month the member receives benefits before the member's earliest normal retirement age. For service earned on or after July 1, 2012, the reduction is 0.50% for each month the member receives benefits before age 65.

Generally, once a member selects a benefit option, a monthly benefit is calculated and remains the same for the rest of the member's lifetime. However, to combat the effects of inflation, retirees who began receiving benefits prior to July 1990 receive a guaranteed dividend with their regular November benefit payments.

Disability and Death Benefits - A vested member who is awarded federal Social Security disability or Railroad Retirement disability benefits is eligible to claim IPERS benefits regardless of age. Disability benefits are not reduced for early retirement. If a member dies before retirement, the member's beneficiary will receive a lifetime annuity or a lump-sum payment equal to the present actuarial value of the member's accrued benefit or calculated with a set formula, whichever is greater. When a member dies after retirement, death benefits depend on the benefit option the member selected at retirement.

Contributions - Effective July 1, 2012, as a result of a 2010 law change, the contribution rates are established by IPERS following the annual actuarial valuation which applies IPERS' Contribution Rate Funding Policy and Actuarial Amortization Method. State statute limits the amount rates can increase or decrease each year to 1 percentage point. IPERS Contribution Rate Funding Policy requires the actuarial contribution rate be determined using the "entry age normal" actuarial cost method and the actuarial assumptions and methods approved by the IPERS Investment Board. The actuarial contribution rate covers normal cost plus the unfunded actuarial liability payment based on a 30-year amortization period. The payment to amortize the unfunded actuarial liability is determined as a level percentage of payroll based on the Actuarial Amortization Method adopted by the Investment Board.

In fiscal year 2015, pursuant to the required rate, Regular members contributed 5.95% of covered payroll and the Commission contributed 8.93% for a total rate of 14.88%.

The Commission's contributions to IPERS for the year ended June 30, 2015 were \$15,525.

Collective Net Pension Liability, Collective Pension Expense, Collective Deferred Outflows of Resources and Collective Deferred Inflows of Resources Related to Pensions – At June 30, 2015, the Commission’s liability for its proportionate share of the collective net pension liability totaled \$101,786. The collective net pension liability was measured as of June 30, 2014 and the total pension liability used to calculate the collective net pension liability was determined by an actuarial valuation as of that date. The Commission’s proportion of the collective net pension liability was based on the Commission’s share of contributions to IPERS relative to the contributions of all IPERS participating employers. At June 30, 2014, the Commission’s proportion was 0.002515%, which was a decrease of 0.000024% from its proportion measured as of June 30, 2013.

For the year ended June 30, 2015, the Commission’s collective pension expense, collective deferred outflows of resources and collective deferred inflows of resources totaled \$7,618, \$5,598 and \$38,818, respectively.

Actuarial Assumptions - The total pension liability in the June 30, 2014 actuarial valuation was determined using the following actuarial assumptions applied to all periods included in the measurement:

Rate of inflation (effective June 30, 2014)	3.00% per annum.
Rates of salary increase (effective June 30, 2010)	4.00 to 17.00% average, including inflation. Rates vary by membership group.
Long-term investment rate of return (effective June 30, 1996)	7.50% compounded annually, net of investment expense, including inflation.

The actuarial assumptions used in the June 30, 2014 valuation were based on the results of actuarial experience studies with dates corresponding to those listed above.

Mortality rates were based on the RP-2000 Mortality Table for Males or Females, as appropriate, with adjustments for mortality improvements based on Scale AA.

The long-term expected rate of return on IPERS’ investments was determined using a building-block method in which best-estimate ranges of expected future real rates (expected returns, net of investment expense and inflation) are developed for each major asset class. These ranges are combined to produce the long-term expected rate of return by weighting the expected future real rates of return by the target asset allocation percentage and by adding expected inflation. The target allocation and best estimates of arithmetic real rates of return for each major asset class are summarized in the following table:

<u>Asset Class</u>	<u>Asset Allocation</u>	<u>Long-Term Expected Real Rate of Return</u>
US Equity	23%	6.31%
Non US Equity	15	6.76
Private Equity	13	11.34
Real Estate	8	3.52
Core Plus Fixed Income	28	2.06
Credit Opportunities	5	3.67
TIPS	5	1.92
Other Real Assets	2	6.27
Cash	1	(0.69)
Total	100%	

Discount Rate - The discount rate used to measure the total pension liability was 7.50%. The projection of cash flows used to determine the discount rate assumed employee contributions will be made at the contractually required rate and contributions from the Commission will be made at contractually required rates, actuarially determined. Based on those assumptions, IPERS' fiduciary net position was projected to be available to make all projected future benefit payments to current active and inactive employees. Therefore, the long-term expected rate of return on IPERS' investments was applied to all periods of projected benefit payments to determine the total pension liability.

Sensitivity of the Commission's Proportionate Share of the Net Pension Liability to Changes in the Discount Rate - The following presents the Commission's proportionate share of the net pension liability calculated using the discount rate of 7.50%, as well as what the Commission's proportionate share of the net pension liability would be if it were calculated using a discount rate 1% lower (6.50%) or 1% higher (8.50%) than the current rate.

	1% Decrease (6.50%)	Discount Rate (7.50%)	1% Increase (8.50%)
Commission's proportionate share of the net pension liability:	\$ 192,322	\$ 101,786	\$ 25,364

IPERS' Fiduciary Net Position - Detailed information about IPERS' fiduciary net position is available in the separately issued IPERS financial report which is available on IPERS' website at www.ipers.org.

(4) Other Postemployment Benefits (OPEB)

Plan Description - The Commission operates a single-employer health benefit plan which provides medical/prescription drug benefits for employees, retirees and their spouses. There are 4 active and no retired members in the plan. Retired participants must be age 55 or older at retirement.

The medical/prescription drug benefits are provided through a fully-insured plan with Wellmark. Retirees under age 65 would pay the same premium for the medical/prescription drug benefits as active employees.

Funding Policy - The contribution requirements of plan members are established and may be amended by the Commission. The Commission currently finances the benefit plan on a pay-as-you-go basis. The most recent active member monthly premiums for the Commission and plan members are \$1,291 for single coverage and \$1,757 for family coverage. For the year ended June 30, 2015, the Commission contributed \$34,853 and plan members eligible for benefits contributed \$7,915 to the plan.

(5) Landfill Closure

The landfill closed in October 1989 and began operating as a transfer station. Because the landfill closed before the October 9, 1993 effective date of certain state and federal rules and regulations, the Commission is not required to meet certain closure and postclosure care requirements, nor demonstrate financial assurance for closure and postclosure care. However, state law requires the Commission to conduct ground water monitoring at the landfill for 30 years.

(6) Transfer Station Closure Care

To comply with state regulations, the Commission is required to complete a closure plan detailing how the transfer station will comply with proper disposal of all solid waste and litter at the site cleaning the transfer station building, including the rinsing of all surfaces that have come in contact with solid waste or washwater, cleaning of all solid waste transport vehicles that will remain on site, including the rinsing of all surfaces that have come in contact with solid waste, and the removal and proper management of all washwater in the washwater management system.

To comply with state regulations, the Commission is required to complete a closure account as financial assurance for the closure care costs. The effect of the state requirement is to commit landfill owners to perform certain closing functions as a condition for the right to operate the transfer station in the current period.

The total closure care for the Commission as of June 30, 2015 has been estimated to be \$18,888. The balance has been restricted and is fully funded at June 30, 2015.

(7) Solid Waste Tonnage Fees Retained

The Commission has established an account for restricting and using solid waste tonnage fees retained by the Commission in accordance with Chapter 455B.310 of the Code of Iowa. At June 30, 2015, the Commission had no unspent tonnage fees.

(8) Risk Management

The Commission is a member of the Iowa Communities Assurance Pool, as allowed by Chapter 670.7 of the Code of Iowa. The Iowa Communities Assurance Pool (Pool) is a local government risk-sharing pool whose 727 members include various governmental entities throughout the State of Iowa. The Pool was formed in August 1986 for the purpose of managing and funding third-party liability claims against its members. The Pool provides coverage and protection in the following categories: general liability, automobile liability, automobile physical damage, public officials liability, police professional liability, property, inland marine, and boiler/machinery. There have been no reductions in insurance coverage from prior years.

Each member's annual casualty contributions to the Pool fund current operations and provide capital. Annual casualty operating contributions are those amounts necessary to fund, on a cash basis, the Pool's general and administrative expenses, claims, claims expenses and reinsurance expenses estimated for the fiscal year, plus all or any portion of any deficiency in capital. Capital contributions are made during the first six years of membership and are maintained at a level determined by the Board not to exceed 300% of basis rate.

The Pool also provides property coverage. Members who elect such coverage make annual property operating contributions which are necessary to fund, on a cash basis, the Pool's general and administrative expenses, reinsurance premiums, losses and loss expenses for property risks estimated for the fiscal year, plus all or any portion of any deficiency in capital. Any year-end operating surplus is transferred to capital. Deficiencies in operations are offset by transfers from capital and, if insufficient, by the subsequent year's member contributions.

The Commission's property and casualty contributions to the risk pool are recorded as disbursements from its operating funds at the time of payment to the risk pool. The Agency's contributions to the Pool for the year ended June 30, 2015 was \$0 since the payment was not made until July 2, 2015.

The Pool uses reinsurance and excess risk-sharing agreements to reduce its exposure to large losses. The Pool retains general, automobile, police professional, and public officials' liability risks up to \$350,000 per claim. Claims exceeding \$350,000 are reinsured through reinsurance and excess risk-sharing agreements up to the amount of risk-sharing protection provided by the Commission's risk-sharing certificate. Property and automobile physical damage risks are retained by the Pool up to \$250,000 each occurrence, each location. Property risks exceeding \$250,000 are reinsured through reinsurance and excess risk-sharing agreements up to the amount of risk-sharing protection provided by the Commission's risk-sharing certificate.

The Pool's intergovernmental contract with its members provides that in the event a casualty claim, property loss or series of claims or losses exceeds the amount of risk-sharing protection provided by the Commission's risk-sharing certificate, or in the event a casualty claim, property loss or series of claims or losses exhausts the Pool's funds and any excess risk-sharing recoveries, then payment of such claims or losses shall be the obligation of the respective individual member against whom the claim was made or the loss was incurred.

The Commission does not report a liability for losses in excess of reinsurance or excess risk-sharing recoveries unless it is deemed probable such losses have occurred and the amount of such loss can be reasonably estimated. Accordingly, at June 30, 2015, no liability has been recorded in the Commission's financial statements. As of June 30, 2015, settled claims have not exceeded the risk pool of reinsurance coverage since the Pool's inception.

Members agree to continue membership in the Pool for a period of not less than one full year. After such period, a member who has given 60 days' prior written notice may withdraw from the Pool. Upon withdrawal, payments for all casualty claims and claims expenses become the sole responsibility of the withdrawing member, regardless of whether a claim was incurred or reported prior to the member's withdrawal. Upon withdrawal, a formula set forth in the Pool's intergovernmental contract with its members is applied to determine the amount (if any) to be refunded to the withdrawing member.

The Commission also carries commercial insurance purchased from other insurers for coverage associated with workers compensation and employee blanket bond in the amount of \$50,000. The Commission assumes liability for any deductibles, and claims in excess of coverage limitations. Settled claims resulting from these risks have not exceeded commercial insurance coverage in any of the past three fiscal years.

(9) Compensated Absences

Commission employees accumulate a limited amount of earned but unused vacation hours for subsequent use or for payment upon termination, retirement or death. These accumulations are not recognized as disbursements by the Commission until used or paid. The Commission's approximate liability for earned vacation at June 30, 2015 was \$9,700. This liability has been computed based on rates of pay in effect at June 30, 2015.

Butler County Area Solid Waste Commission

Other Information

Butler County Area Solid Waste Commission

Butler County Area Solid Waste Commission

Schedule of the Commission's Proportionate Share of the Net Pension Liability

Iowa Public Employees' Retirement System
Last Fiscal Year*
(In Thousands)

Other Information

	<u>2015</u>
Commission's proportion of the net pension liability	0.002515%
Commission's proportionate share of the net pension liability	\$ 101
Commission's covered-employee payroll	\$ 167
Commission's proportionate share of the net pension liability as a percentage of its covered-employee payroll	60.48%
Plan fiduciary net position as a percentage of the total pension liability	87.61%

* The amounts presented for each fiscal year were determined as of June 30.
See accompanying independent auditor's report.

Butler County Area Solid Waste Commission

Schedule of Commission Contributions

Iowa Public Employees' Retirement System
Last Ten Fiscal Years
(In Thousands)

Other Information

	<u>2015</u>	<u>2014</u>	<u>2013</u>	<u>2012</u>
Statutorily required contribution	\$ 16	15	14	14
Contributions in relation to the statutorily required contribution	<u>(16)</u>	<u>(15)</u>	<u>(14)</u>	<u>(14)</u>
Contribution deficiency (excess)	<u>\$ -</u>	<u>-</u>	<u>-</u>	<u>-</u>
Commission's covered-employee payroll	\$ 174	167	164	173
Contributions as a percentage of covered-employee payroll	8.93% *	8.93% *	8.67% *	8.07%

See accompanying independent auditor's report.

<u>2011</u>	<u>2010</u>	<u>2009</u>	<u>2008</u>	<u>2007</u>	<u>2006</u>
10	11	9	9	8	8
<u>(10)</u>	<u>(11)</u>	<u>(9)</u>	<u>(9)</u>	<u>(8)</u>	<u>(8)</u>
-	-	-	-	-	-
144	165	142	149	139	139
6.95%	6.65%	6.35%	6.05%	5.75%	5.75%

Butler County Area Solid Waste Commission

Notes to Other Information – Pension Liability

Year ended June 30, 2015

Changes of benefit terms:

Legislation passed in 2010 modified benefit terms for current Regular members. The definition of final average salary changed from the highest three to the highest five years of covered wages. The vesting requirement changed from four years of service to seven years. The early retirement reduction increased from 3% per year measured from the member's first unreduced retirement age to a 6% reduction for each year of retirement before age 65.

In 2008, legislative action transferred four groups – emergency medical service providers, county jailers, county attorney investigators, and National Guard installation security officers – from Regular membership to the protection occupation group for future service only.

Benefit provisions for sheriffs and deputies were changed in the 2004 legislative session. The eligibility for unreduced retirement benefits was lowered from age 55 by one year each July 1 (beginning in 2004) until it reached age 50 on July 1, 2008. The years of service requirement remained at 22 or more. Their contribution rates were also changed to be shared 50-50 by the employee and employer, instead of the previous 40-60 split.

Changes of assumptions:

The 2014 valuation implemented the following refinements as a result of a quadrennial experience study:

- Decreased the inflation assumption from 3.25% to 3.00%.
- Decreased the assumed rate of interest on member accounts from 4.00% to 3.75% per year.
- Adjusted male mortality rates for retirees in the Regular membership group.
- Reduced retirement rates for sheriffs and deputies between the ages of 55 and 64.
- Moved from an open 30 year amortization period to a closed 30 year amortization period for the UAL beginning June 30, 2014. Each year thereafter, changes in the UAL from plan experience will be amortized on a separate closed 20 year period.

The 2010 valuation implemented the following refinements as a result of a quadrennial experience study:


- Adjusted retiree mortality assumptions.
- Modified retirement rates to reflect fewer retirements.
- Lowered disability rates at most ages.
- Lowered employment termination rates.
- Generally increased the probability of terminating members receiving a deferred retirement benefit.
- Modified salary increase assumptions based on various service duration.

The 2007 valuation adjusted the application of the entry age normal cost method to better match projected contributions to the projected salary stream in the future years. It also included in the calculation of the UAL amortization payments the one-year lag between the valuation date and the effective date of the annual actuarial contribution rate.

The 2006 valuation implemented the following refinements as a result of a quadrennial experience study:

- Adjusted salary increase assumptions to service based assumptions.
- Decreased the assumed interest rate credited on employee contributions from 4.25% to 4.00%.
- Lowered the inflation assumption from 3.50% to 3.25%.
- Lowered disability rates for sheriffs, deputies and protection occupation members.

**Independent Auditor's Report on Internal Control
over Financial Reporting and on Compliance and Other Matters
Based on an Audit of a Financial Statement Performed in Accordance with
Government Auditing Standards**



**OFFICE OF AUDITOR OF STATE
STATE OF IOWA**

Mary Mosiman, CPA
Auditor of State

State Capitol Building
Des Moines, Iowa 50319-0004

Telephone (515) 281-5834 Facsimile (515) 242-6134

Independent Auditor's Report on Internal Control
over Financial Reporting and on Compliance and Other Matters
Based on an Audit of a Financial Statement Performed in Accordance with
Government Auditing Standards

To the Members of the Butler County Area Solid Waste Commission:

We have audited in accordance with U.S. generally accepted auditing standards and the standards applicable to financial audits contained in Government Auditing Standards, issued by the Comptroller General of the United States, the financial statement of the Butler County Area Solid Waste Commission as of and for the year ended June 30, 2015, and the related Notes to Financial Statement, and have issued our report thereon dated March 15, 2016. Our report expressed an unmodified opinion on the financial statement which was prepared on the basis of cash receipts and disbursements, a basis of accounting other than U.S. generally accepted accounting principles.

Internal Control Over Financial Reporting

In planning and performing our audit of the financial statement, we considered the Butler County Area Solid Waste Commission's internal control over financial reporting to determine the audit procedures appropriate in the circumstances for the purpose of expressing our opinion on the financial statement, but not for the purpose of expressing an opinion on the effectiveness of the Butler County Area Solid Waste Commission's internal control. Accordingly, we do not express an opinion on the effectiveness of the Butler County Area Solid Waste Commission's internal control.

A deficiency in internal control exists when the design or operation of a control does not allow management or employees, in the normal course of performing their assigned functions, to prevent or detect and correct misstatements on a timely basis. A material weakness is a deficiency, or a combination of deficiencies, in internal control such that there is a reasonable possibility a material misstatement of the Butler County Area Solid Waste Commission's financial statement will not be prevented or detected and corrected on a timely basis. A significant deficiency is a deficiency, or a combination of deficiencies, in internal control that is less severe than a material weakness, yet important enough to merit attention by those charged with governance.

Our consideration of internal control was for the limited purpose described in the first paragraph of this section and was not designed to identify all deficiencies in internal control that might be material weaknesses or significant deficiencies and, therefore, material weaknesses or significant deficiencies may exist that were not identified. However, we identified a deficiency in internal control, described in the accompanying Schedule of Findings as item (A), we consider to be a material weakness.

Compliance and Other Matters

As part of obtaining reasonable assurance about whether the Butler County Area Solid Waste Commission's financial statement is free of material misstatement, we performed tests of its compliance with certain provisions of laws, regulations, contracts and grant agreements, non-compliance with which could have a direct and material effect on the determination of financial statement amounts. However, providing an opinion on compliance with those provisions was not an objective of our audit and, accordingly, we do not express such an opinion. The results of our tests disclosed no instances of non-compliance or other matters that are required to be reported under Government Auditing Standards.

Comments involving statutory and other legal matters about the Commission's operations for the year ended June 30, 2015 are based exclusively on knowledge obtained from procedures performed during our audit of the financial statement of the Commission. Since our audit was based on tests and samples, not all transactions that might have had an impact on the comments were necessarily audited. The comments involving statutory and other legal matters are not intended to constitute legal interpretations of those statutes.

The Butler County Area Solid Waste Commission's Response to the Finding


The Butler County Area Solid Waste Commission's response to the finding identified in our audit is described in the accompanying Schedule of Findings. The Butler County Area Solid Waste Commission's response was not subjected to the auditing procedures applied in the audit of the financial statement and, accordingly, we express no opinion on it.

Purpose of this Report

The purpose of this report is solely to describe the scope of our testing of internal control and compliance and the results of that testing and not to provide an opinion on the effectiveness of the Commission's internal control or on compliance. This report is an integral part of an audit performed in accordance with Government Auditing Standards in considering the Commission's internal control and compliance. Accordingly, this communication is not suitable for any other purpose.

We would like to acknowledge the many courtesies and assistance extended to us by personnel of the Butler County Area Solid Waste Commission during the course of our audit. Should you have any questions concerning any of the above matters, we shall be pleased to discuss them with you at your convenience.


MARY MOSIMAN, CPA
Auditor of State


WARREN G. JENKINS, CPA
Chief Deputy Auditor of State

March 15, 2016

Butler County Area Solid Waste Commission

Schedule of Findings

Year ended June 30, 2015

Finding Related to the Financial Statement:

INTERNAL CONTROL DEFICIENCIES:

- (A) Segregation of Duties – One important aspect of internal control is the segregation of duties among employees to prevent an individual employee from handling duties which are incompatible. One person has primary control over charge accounts, including billing, deposit preparation, posting transactions to accounting records and reconciling payments to receivable records.

Recommendation – The Commission should utilize available staff or designate a member of the Board to provide additional control through review of financial transactions to help ensure accounts receivable charges and payments on account are properly recorded and deposited intact.

Response – Duties will be segregated to best suit the ability of staff and availability of personnel and board members.

Conclusion – Response accepted.

INSTANCES OF NON-COMPLIANCE:

No matters were noted.

Butler County Area Solid Waste Commission

Schedule of Findings

Year ended June 30, 2015

Other Findings Related to Required Statutory Reporting:

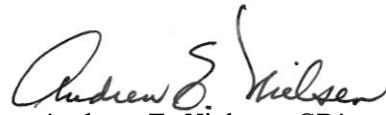
- (1) Questionable Disbursements – No disbursements we believe may not meet the requirements of public purpose as defined in an Attorney General’s opinion dated April 25, 1979 were noted.
- (2) Travel Expense – No disbursements of Commission money for travel expenses of spouses of Commission officials or employees were noted.
- (3) Commission Minutes – No transactions were found that we believe should have been approved in the Commission minutes but were not.
- (4) Deposits and Investments – No instances of non-compliance with the deposit and investment provisions of Chapter 12B and Chapter 12C of the Code of Iowa and the Commission’s investment policy were noted.
- (5) Solid Waste Fees Retainage – No instances of non-compliance with the solid waste fees used or retained in accordance with provisions of Chapter 455B.310 of the Code of Iowa were noted.

Butler County Area Solid Waste Commission

Staff

This audit was performed by:

Donna Kruger, CPA, Manager
Jenna M. Paysen, Staff Auditor
Premnarayan Gobin, Assistant Auditor



Andrew E. Nielsen, CPA
Deputy Auditor of State