

Quarterly Quick Facts

March 31, 2015

IDOC

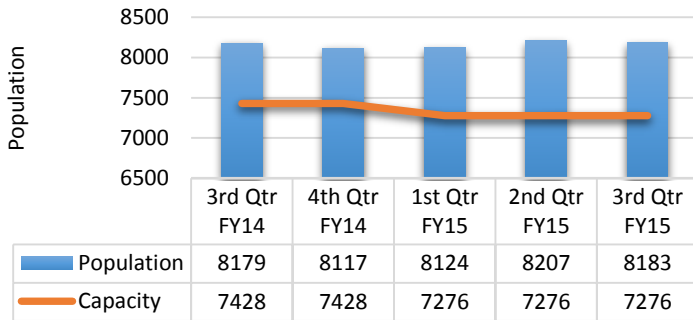
510 East 12th Street
Des Moines, IA 50319

515-725-5701

<http://www.doc.state.ia.us/>

Prison Statistics

Quarterly Prison Population

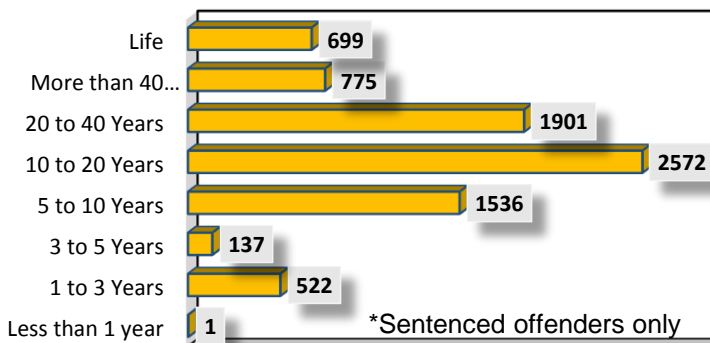


System Statistics

Gender	Prison #	Prison %	CBC #	CBC %
Male	7,541	92%	23,034	74.0%
Female	642	8%	8,084	25.9%
Unknown			52	0.1%

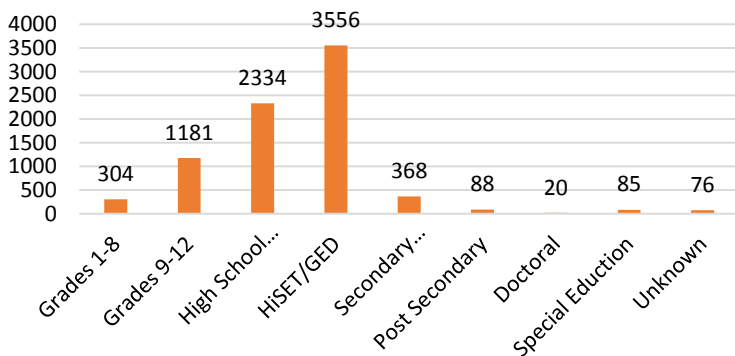
Age	Prison #	Prison %	CBC #	CBC %
Under 18	5	0.1%	32	0.1%
18-30	3,095	37.8%	14,287	45.8%
31-50	3,798	46.4%	13,093	42.0%
50+	1,285	15.7%	3,759	12.1%

SENTENCES BEING SERVED*



Race/Ethnicity	Prison #	Prison %	CBC #	CBC %
American Indian	146	1.8%	312	1.0%
Asian	71	.8%	371	1.2%
Black	2,090	25.6%	4,950	15.9%
Hispanic	554	6.8%	1,565	5.0%
White	5,320	65.0%	23,768	76.3%
Unknown	2	0.0%	205	0.6%

Education Levels of Offenders in Iowa Prisons

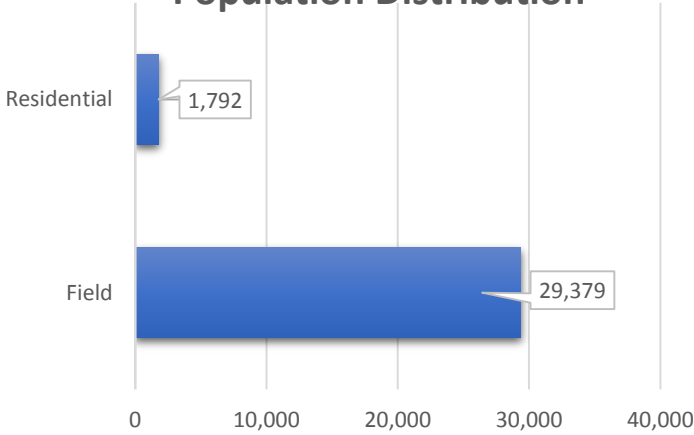


Crime Type	Prison #	Prison %	CBC #	CBC %
Drug	1,630	19.9%	8,602	27.6%
Violent	3,885	47.5%	6,056	19.4%
Property	1,413	17.3%	7,373	23.7%
Public Order	523	6.4%	8,348	26.8%
Other	693	8.9%	792	2.5%

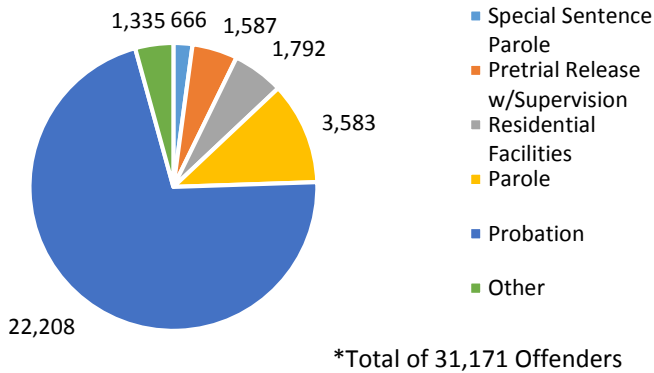
Veteran	Prison #	Prison %	CBC #	CBC %
Male	485	6.4%	1097	4.8%
Female	3	0.5%	66	0.8%

Community Corrections Statistics

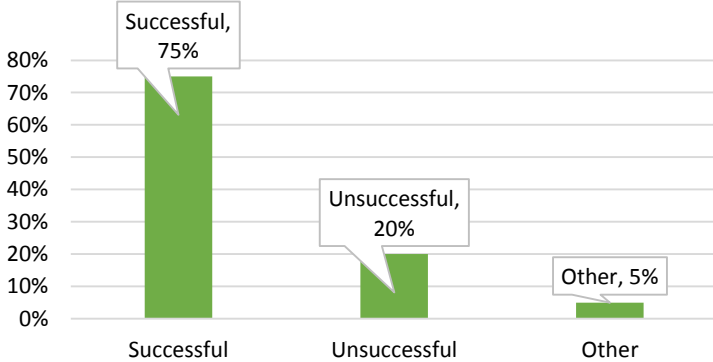
Community Based Corrections Population Distribution



Offenders Supervised in the District



Community Supervision Outcomes (Includes Field and Residential)



Staff/Budget

Average Daily Cost per Offender (FY14)

Prisons (includes \$2.03 per meal cost)	Community (does not include treatment costs)
\$93.22	\$79.65 Residential Facilities
	\$4.26 Probation/Parole

Iowa Department of Corrections

Operating Budget FY2015

General Fund	\$378,695,471
Other Revenue	\$25,823,696

Recidivism FY2014

Return Rate to Prison: 29.7%

Post-Release Recidivism Rate:

Parole	27.3%
Probation	16.0%

Employees of the IDOC

