

OFFICE OF AUDITOR OF STATE
STATE OF IOWA

Mary Mosiman, CPA
Auditor of State

State Capitol Building
Des Moines, Iowa 50319-0004

Telephone (515) 281-5834 Facsimile (515) 242-6134

NEWS RELEASE

FOR RELEASE

October 26, 2015

Contact: Andy Nielsen
515/281-5834

Auditor of State Mary Mosiman today released an audit report on the Rathbun Area Solid Waste Commission.

The Commission had total receipts of \$1,030,006 during the year ended June 30, 2015, a 1.5% decrease from the prior year. The receipts included transfer station gate fees of \$840,218, recycling fees of \$118,050 and nonoperating receipts of \$71,738.

Disbursements for the year ended June 30, 2015 totaled \$1,049,341, a 1.8% increase over the prior year, and included \$310,118 for salaries and benefits, \$245,207 for solid waste disposal fees and \$162,936 for debt service.

A copy of the audit report is available for review at the Rathbun Area Solid Waste Commission's office, in the Office of Auditor of State and on the Auditor of State's web site at <http://auditor.iowa.gov/reports/1514-0008-B00F.pdf>.

###

RATHBUN AREA SOLID WASTE COMMISSION

**INDEPENDENT AUDITOR'S REPORTS
FINANCIAL STATEMENT
AND OTHER INFORMATION
SCHEDULE OF FINDINGS**

JUNE 30, 2015

Table of Contents


	<u>Page</u>
Officials	3
Independent Auditor's Report	5-6
Management's Discussion and Analysis	8-10
Financial Statement:	<u>Exhibit</u>
Statement of Cash Receipts, Disbursements and Changes in Cash Balance	A 11
Notes to Financial Statement	12-20
Other Information:	
Schedule of the Commission's Proportionate Share of the Net Pension Liability	23
Schedule of Commission Contributions	24-25
Notes to Other Information – Pension Liability	26
Independent Auditor's Report on Internal Control over Financial Reporting and on Compliance and Other Matters Based on an Audit of a Financial Statement Performed in Accordance with <u>Government Auditing Standards</u>	29-30
Schedule of Findings	31-33
Staff	34

Rathbun Area Solid Waste Commission

Officials

<u>Name</u>	<u>Title</u>	<u>Representing</u>
Ralph Alshouse	Chair	City of Seymour
Marsha Mitchell	Member	City of Centerville
Glen Moritz	Member	City of Centerville
Jody McDanel	Member	Appanoose County
John Matheny	Member	City of Exline
Scott Snider	Member	City of Moulton
Chris Chester	Member	City of Mystic
Nancy Jones	Member	City of Plano
Eric Pace	Member	City of Udell
Marlin Nuckolls	Member	City of Unionville
Leonard Jondle	Member	City of Promise City
Irene Brooks	Member	City of Moravia
Richard Brooke	Member	City of Numa
Barb Milburn	Member	City of Rathbun
Rodger Kaster	Director	
Denise Matherly	Treasurer	

Rathbun Area Solid Waste Commission



OFFICE OF AUDITOR OF STATE
STATE OF IOWA

Mary Mosiman, CPA
Auditor of State

State Capitol Building
Des Moines, Iowa 50319-0004

Telephone (515) 281-5834 Facsimile (515) 242-6134

Independent Auditor's Report

To the Members of the Rathbun Area
Solid Waste Commission:

Report on the Financial Statement

We have audited the accompanying financial statement of the Rathbun Area Solid Waste Commission as of and for the year ended June 30, 2015, and the related Notes to Financial Statement.

Management's Responsibility for the Financial Statement

Management is responsible for the preparation and fair presentation of the financial statement in accordance with the cash basis of accounting described in Note 1. This includes determining the cash basis of accounting is an acceptable basis for the preparation of the financial statement in the circumstances. This includes the design, implementation and maintenance of internal control relevant to the preparation and fair presentation of a financial statement that is free from material misstatement, whether due to fraud or error.

Auditor's Responsibility

Our responsibility is to express an opinion on the financial statement based on our audit. We conducted our audit in accordance with U.S. generally accepted auditing standards and the standards applicable to financial audits contained in Government Auditing Standards, issued by the Comptroller General of the United States. Those standards require that we plan and perform the audit to obtain reasonable assurance about whether the financial statement is free from material misstatement.

An audit involves performing procedures to obtain audit evidence about the amounts and disclosures in the financial statement. The procedures selected depend on the auditor's judgment, including the assessment of the risks of material misstatement of the financial statement, whether due to fraud or error. In making those risk assessments, the auditor considers internal control relevant to the Commission's preparation and fair presentation of the financial statement in order to design audit procedures that are appropriate in the circumstances, but not for the purpose of expressing an opinion on the effectiveness of the Commission's internal control. Accordingly, we express no such opinion. An audit also includes evaluating the appropriateness of accounting policies used and the reasonableness of significant accounting estimates made by management, as well as evaluating the overall presentation of the financial statement.

We believe the audit evidence we have obtained is sufficient and appropriate to provide a basis for our audit opinion.

Opinion

In our opinion, the financial statement referred to above presents fairly, in all material respects, the cash basis financial position of the Rathbun Area Solid Waste Commission as of June 30, 2015, and the changes in its cash basis financial position for the year then ended in accordance with the basis of accounting described in Note 1.

Basis of Accounting

As described in Note 1, the financial statement was prepared on the basis of cash receipts and disbursements, which is a basis of accounting other than U.S. generally accepted accounting principles. Our opinion is not modified with respect to this matter.

Emphasis of a Matter

As described in Note 4 to the financial statements, the Rathbun Area Solid Waste Commission adopted new accounting guidance related to Governmental Accounting Standards Board (GASB) Statement No. 68, Accounting and Financial Reporting for Pensions. Our opinion is not modified with respect to this matter.


Other Matters


Other Information

The other information, Management's Discussion and Analysis, the Schedule of the Commission's Proportionate Share of the Net Pension Liability and the Schedule of Commission Contributions information on pages 8 through 10 and on pages 23 through 27, has not been subjected to the auditing procedures applied in the audit of the financial statement and, accordingly, we do not express an opinion or provide any assurance on it.

Other Reporting Required by Government Auditing Standards

In accordance with Government Auditing Standards, we have also issued our report dated August 28, 2015 on our consideration of the Rathbun Area Solid Waste Commission's internal control over financial reporting and our tests of its compliance with certain provisions of laws, regulations, contracts and grant agreements and other matters. The purpose of that report is to describe the scope of our testing of internal control over financial reporting and compliance and the results of that testing and not to provide an opinion on the internal control over financial reporting or on compliance. That report is an integral part of an audit performed in accordance with Government Auditing Standards in considering the Rathbun Area Solid Waste Commission's internal control over financial reporting and compliance.


MARY MOSIMAN, CPA
Auditor of State


WARREN G. JENKINS, CPA
Chief Deputy Auditor of State

August 28, 2015

Rathbun Area Solid Waste Commission

MANAGEMENT'S DISCUSSION AND ANALYSIS

The Rathbun Area Solid Waste Commission (RASWC) provides this Management's Discussion and Analysis of its financial statement. This narrative overview and analysis of the financial activities of the RASWC is for the fiscal year ended June 30, 2015. We encourage readers to consider this information in conjunction with the Commission's financial statement, which follows.

2015 FINANCIAL HIGHLIGHTS

- ◆ Operating receipts decreased 1.9%, or approximately \$19,000, from fiscal year 2014 to fiscal year 2015.
- ◆ Operating disbursements decreased 2.0%, or approximately \$16,000, from fiscal year 2014 to fiscal year 2015.
- ◆ The Commission's cash balance decreased 1.4%, or approximately \$19,000, from June 30, 2014 to June 30, 2015.

USING THIS ANNUAL REPORT

The RASWC has elected to present its financial statement on the cash basis of accounting. The cash basis of accounting is a basis of accounting other than U.S. generally accepted accounting principles. Basis of accounting refers to when financial events are recorded, such as the timing for recognizing revenues, expenses and the related assets and liabilities. Under the cash basis of accounting, revenues and expenses and the related assets and liabilities are recorded when they result from cash transactions.

As a result of the use of the cash basis of accounting, certain assets and their related revenues and liabilities and their related expenses are not recorded in this financial statement. Therefore, when reviewing the financial information and discussion within this annual report, readers should keep in mind the limitations resulting from the use of the cash basis of accounting.

The annual report is presented in a format consistent with the presentation of Governmental Accounting Standards Board (GASB) Statement No. 34, as applicable to the cash basis of accounting.

This discussion and analysis are intended to serve as an introduction to the financial statement. The annual report consists of the financial statement and other information, as follows:

- Management's Discussion and Analysis introduces the financial statement and provides an analytical overview of the RASWC's financial activities.
- The Statement of Cash Receipts, Disbursements and Changes in Cash Balance presents information on the RASWC's operating receipts and disbursements, non-operating receipts and disbursements and whether the RASWC's cash basis financial position has improved or deteriorated as a result of the year's activities.
- Notes to Financial Statement provide additional information essential to a full understanding of the data provided in the financial statement.
- Other information further explains and supports the RASWC's proportionate share of the net pension liability and related contributions.

FINANCIAL ANALYSIS OF THE COMMISSION

Statement of Cash Receipts, Disbursements and Changes in Cash Balance

The purpose of the statement is to present the receipts received by the RASWC and the disbursements paid by the RASWC, both operating and non-operating. The statement also presents a fiscal snapshot of the RASWC's cash balance at year end. Over time, readers of the financial statement are able to determine the RASWC's cash basis financial position by analyzing the increase or decrease in the cash balance.

Operating receipts are received for gate fees from accepting solid waste, recycling and the sale of recycled material. Operating disbursements are disbursements paid to operate the transfer station, recycling center and regional collection center. Non-operating receipts and disbursements are for grants, interest on investments, debt service, long term care of the closed landfill and equipment purchases. A summary of cash receipts, disbursements and changes in cash balance for the years ended June 30, 2015 and June 30, 2014 is as follows:

Changes in Cash Balance		
	Year ended June 30,	
	2015	2014
Operating receipts:		
Gate fees	\$ 840,218	844,755
Recycling fees	118,050	132,266
Total operating receipts	<u>958,268</u>	<u>977,021</u>
Operating disbursements:		
Salaries and benefits	310,118	292,955
Solid waste disposal	245,207	251,702
Postclosure care	33,343	44,200
Other	189,845	205,887
Total operating disbursements	<u>778,513</u>	<u>794,744</u>
Excess of operating receipts over operating disbursements	<u>179,755</u>	<u>182,277</u>
Non-operating receipts (disbursements):		
Grants	63,129	42,356
Interest on investments	8,609	18,360
Miscellaneous	-	2,572
Sale of equipment	-	5,400
Debt service	(162,936)	(158,950)
Environmental management system	(82,299)	(74,582)
Regional Collection Center	(6,886)	-
Equipment	(18,707)	(2,581)
Net non-operating receipts (disbursements)	<u>(199,090)</u>	<u>(167,425)</u>
Change in cash balance	(19,335)	14,852
Cash balance beginning of year	<u>1,339,119</u>	<u>1,324,267</u>
Cash balance end of year	<u>\$ 1,319,784</u>	<u>1,339,119</u>
Cash Basis Fund Balance		
Restricted for:		
Closure and postclosure care	\$ 748,462	757,051
Debt service	140,386	156,115
Tonnage fees	24,609	42,078
Total restricted for cash basis fund balance	<u>913,457</u>	<u>955,244</u>
Unrestricted	<u>406,327</u>	<u>383,875</u>
Total cash fund balance	<u>\$ 1,319,784</u>	<u>1,339,119</u>

In fiscal year 2015, operating receipts decreased \$18,753, or 1.9%, from fiscal year 2014. The decrease in gate fees was the direct result of a decrease in the volume of tonnage brought to the RASWC. In fiscal year 2015, operating disbursements decreased \$16,231, or 2.0%, from fiscal year 2014.

The largest portion of the RASWC’s cash basis fund balance (57%) is restricted for closure and postclosure care. State and federal laws and regulations require the RASWC to perform certain maintenance and monitoring functions at the landfill site for a minimum of thirty years after closure. Other cash basis fund balance (13%) is restricted for debt service and tonnage fees retained. Restricted cash basis fund balance decreased approximately \$42,000, or 4.4%, during the year. The remaining portion (30%) is the unrestricted cash basis fund balance which is available to meet the RASWC’s obligations as they come due. Unrestricted cash basis fund balance increased approximately \$22,000, or 5.9%, during the year.

LONG-TERM DEBT

At June 30, 2015, the RASWC had approximately \$1,022,000 of bonds and other long-term debt outstanding, compared to approximately \$2,083,000 last year, as shown below.

Outstanding Debt at Year-End (Expressed in Thousands)		
	June 30,	
	2015	2014
Revenue bonds	\$ -	1,040
Solid Waste Alternative Program loan	32	53
General obligation refunding capital loan notes	990	990
Total	\$ 1,022	2,083

Debt decreased during fiscal year 2015 due to the repayment of the Series 2007 solid waste revenue bonds, which were called in June 2015 and paid from approximately \$965,000 held in escrow. Additional information about the RASWC’s long-term debt is presented in Note 3 to the financial statement.

ECONOMIC FACTORS

The RASWC’s cash basis financial position decreased during the current fiscal year. With the decrease in cash basis financial position, the current condition of the economy in the state continues to be a concern for RASWC officials. Some of the realities which may potentially become challenges for the RASWC to meet are:

- ◆ Facilities and equipment require constant maintenance and upkeep.
- ◆ Continual upkeep of the closed landfill site.
- ◆ The state-wide trend of declining solid waste tonnage.
- ◆ Volatility of the recycling markets.

Market rates for recycled goods have stabilized but remain low. With respect to the next fiscal year, the Commission expects to maintain similar receipts and disbursements, but is prepared to adjust accordingly.

CONTACTING THE COMMISSION’S FINANCIAL MANAGEMENT

This financial report is designed to provide our citizens, customers and creditors with a general overview of the RASWC’s finances and to show its accountability for the money it receives. If you have questions about this report or need additional financial information, contact the Rathbun Area Solid Waste Commission at 3020 McCarty Street, Centerville, Iowa 52544.

Rathbun Area Solid Waste Commission

Statement of Cash Receipts, Disbursements and
Changes in Cash Balance

As of and for the year ended June 30, 2015

Operating receipts:	
Gate fees	\$ 840,218
Recycling fees	118,050
Total operating receipts	<u>958,268</u>
Operating disbursements:	
Salaries and benefits	310,118
Solid waste disposal fees	245,207
Engineering	263
Recycling	25,538
Professional services	6,033
Legal, accounting and auditing	11,880
Insurance	24,664
Fuel	40,089
Equipment maintenance	43,703
Office equipment and supplies	13,188
Utilities	9,811
Education and promotion	4,839
Travel	845
Postclosure care	33,343
Miscellaneous	8,992
Total operating disbursements	<u>778,513</u>
Excess of operating receipts over operating disbursements	<u>179,755</u>
Non-operating receipts (disbursements):	
Grants	63,129
Interest on investments	8,609
Debt service:	
Principal	(116,429)
Interest and fees	(46,507)
Environmental management system	(82,299)
Regional Collection Center	(6,886)
Equipment	(18,707)
Net non-operating receipts (disbursements)	<u>(199,090)</u>
Change in cash balance	(19,335)
Cash balance beginning of year	1,339,119
Cash balance end of year	<u>\$ 1,319,784</u>
Cash Basis Fund Balance	
Restricted for:	
Closure and postclosure care	\$ 748,462
Debt service	140,386
Tonnage fees	24,609
Total restricted cash basis fund balance	<u>913,457</u>
Unrestricted	<u>406,327</u>
Total cash basis fund balance	<u>\$ 1,319,784</u>

See notes to financial statement.

Rathbun Area Solid Waste Commission

Notes to Financial Statement

June 30, 2015

(1) Summary of Significant Accounting Policies

The Rathbun Area Solid Waste Commission was formed in 1983 pursuant to the provisions of Chapter 28E of the Code of Iowa. The purpose of the Commission is to develop, operate and maintain solid waste facilities on behalf of the units of government which are members of the Commission.

The governing body of the Commission is composed of representatives from each member. The members of the Commission include the cities of Centerville, Cincinnati, Exline, Moravia, Moulton, Mystic, Numa, Plano, Promise City, Rathbun, Seymour, Udell and Unionville and Appanoose County. The Commissioners are appointed by the participating political subdivisions and have one vote for each one thousand population, or fraction thereof, which the member represents.

The Commission ceased landfill operation on December 3, 2007 and has operated as a transfer station since that time.

A. Reporting Entity

For financial reporting purposes, the Rathbun Area Solid Waste Commission has included all funds, organizations, agencies, boards, commissions and authorities. The Commission has also considered all potential component units for which it is financially accountable and other organizations for which the nature and significance of their relationship with the Commission are such that exclusion would cause the Commission's financial statement to be misleading or incomplete. The Governmental Accounting Standards Board has set forth criteria to be considered in determining financial accountability. These criteria include appointing a voting majority of an organization's governing body and (1) the ability of the Commission to impose its will on that organization or (2) the potential for the organization to provide specific benefits to or impose specific financial burdens on the Commission. The Commission has no component units which meet the Governmental Accounting Standards Board criteria.

B. Basis of Presentation

The accounts of the Commission are organized as an Enterprise Fund. Enterprise Funds are utilized to finance and account for the acquisition, operation and maintenance of governmental facilities and services supported by user charges.

Enterprise Funds distinguish operating receipts and disbursements from non-operating items. Operating receipts and disbursements generally result from providing services and producing and delivering goods in connection with an Enterprise Fund's principal ongoing operations. All receipts and disbursements not meeting this definition are reported as non-operating receipts and disbursements.

C. Basis of Accounting

The Commission maintains its financial records on the basis of cash receipts and disbursements and the financial statement of the Commission is prepared on that basis. The cash basis of accounting does not give effect to accounts receivable, accounts payable and accrued items, including the estimated payables for closure and postclosure care. Accordingly, the financial statement does not present the financial position and results of operations of the Commission in accordance with U.S. generally accepted accounting principles.

D. Cash Basis Fund Balance

Funds set aside for payment of closure, postclosure care, debt service and tonnage fees are classified as restricted.

(2) Cash and Investments

The Commission's deposits in banks at June 30, 2015 were entirely covered by federal depository insurance or by the State Sinking Fund in accordance with Chapter 12C of the Code of Iowa. This chapter provides for additional assessments against the depositories to insure there will be no loss of public funds.

The Commission is authorized by statute to invest public funds in obligations of the United States government, its agencies and instrumentalities; certificates of deposit or other evidences of deposit at federally insured depository institutions approved by the Commission; prime eligible bankers acceptances; certain high rated commercial paper; perfected repurchase agreements; certain registered open-end management investment companies; certain joint investment trusts; and warrants or improvement certificates of a drainage district.

Investments are stated at fair value. Securities traded on a national or international exchange are valued at the last reported sales price at current exchange rates.

At June 30, 2015, the Commission had the following investments:

Investment	Carrying Amount	Fair Value	Maturity (in years)				
			1-5	6-10	11-15	16-20	over 20
FHLMC	\$ 45,211	45,854	162	18,123	23,303	4,266	-
FHR (REMIC)	25,093	25,780	-	1,106	-	24,674	-
FNMA	119,403	120,485	28,490	25,165	19,862	7,180	39,788
FNR (REMIC)	7,955	8,214	-	-	-	3,059	5,155
GNMA	274,783	278,795	7,203	35,626	49,559	78,067	108,340
GNR (REMIC)	15,106	15,189	-	-	-	9,522	5,667
Total	\$ 487,551	494,317	35,855	80,020	92,724	126,768	158,950

Interest rate risk – The Commission's investment policy limits the investment of operating funds (funds expected to be expended in the current budget year or within 15 months of receipt) to instruments that mature within 397 days. Funds not identified as operating funds may be invested in investments with maturities longer than 397 days, but the maturities shall be consistent with the needs and use of the Commission.

Credit risk – The FHLMC, FHR, FNMA and FNR investments at June 30, 2015 are rated AAA to AA+ by Moody's Investors Service.

Concentration of credit risk – The Commission places no limit on the amount that may be invested in any one issuer. More than 5% of the Commission's investments are in FHLMC (9.3%), FNMA (24.5%) and GNMA (56.4%).

(3) Bonds, Notes and Loan Payable

Annual debt service requirements to maturity are as follows:

Year Ending June 30,	General Obligation Refunding Capital Loan Notes			
	Series 2013			
	Issued May 2, 2013			
	Interest Rates	Principal	Interest	Total
2016	0.80%	\$ 80,000	20,102	100,102
2017	0.80	85,000	19,462	104,462
2018	0.80	80,000	18,782	104,463
2019	1.25	85,000	17,782	102,782
2020	1.70	85,000	16,720	101,720
2021-2025	1.70 - 3.30	450,000	58,626	508,626
2026-2027	3.30	125,000	5,116	232,375
Total		\$ 990,000	156,590	1,146,590

On May 2, 2013, Appanoose County issued \$990,000 of general obligation refunding capital loan notes, with interest at rates ranging from 0.80% to 3.30% per annum, for a crossover refunding of the callable portion of the \$1,540,000 of solid waste revenue bonds dated September 1, 2007. Appanoose County entered into an escrow agreement whereby the proceeds from the general obligation refunding capital loan notes were converted to U.S. securities. This escrow account, which was reported by Appanoose County, was used to pay the callable portion of the solid waste revenue bonds on June 1, 2015. During the year ended June 30, 2015, the escrow account paid \$965,102 of principal and interest to repay the remaining balance of the Series 2007 solid waste revenue bonds.

Solid Waste Alternative Program (SWAP) Loan

In September 2009, the Commission entered into a loan agreement with the Iowa Department of Natural Resources to provide funds to assist with the cost of the Commission’s recycling center. The agreement awarded up to \$170,000 in the form of a forgivable loan of \$20,000 and a zero interest loan of \$150,000. The term of the loan is seven years and requires quarterly payments of \$5,357 beginning January 15, 2010. At June 30, 2015, there are no unmet conditions to be achieved for loan forgiveness.

The Commission paid \$21,429 of principal under the agreement during the year ended June 30, 2015. The balance of the loan outstanding at June 30, 2015 is \$31,892.

(4) Pension Plan

Plan Description – IPERS membership is mandatory for employees of the Commission, except for those covered by another retirement system. Employees of the Commission are provided with pensions through a cost-sharing multiple employer defined benefit pension plan administered by Iowa Public Employees’ Retirement System (IPERS). IPERS issues a stand-alone financial report which is available to the public by mail at 7401 Register Drive P.O. Box 9117, Des Moines, Iowa 50306-9117 or at www.ipers.org.

IPERS benefits are established under Iowa Code chapter 97B and the administrative rules thereunder. Chapter 97B and the administrative rules are the official plan documents. The following brief description is provided for general informational purposes only. Refer to the plan documents for more information.

Pension Benefits – A regular member may retire at normal retirement age and receive monthly benefits without an early-retirement reduction. Normal retirement age is age 65, anytime after reaching age 62 with 20 or more years of covered employment, or when the member's years of service plus the member's age at the last birthday equals or exceeds 88, whichever comes first. (These qualifications must be met on the member's first month of entitlement to benefits.) Members cannot begin receiving retirement benefits before age 55. The formula used to calculate a Regular member's monthly IPERS benefit includes:

- A multiplier (based on years of service).
- The member's highest five-year average salary. (For members with service before June 30, 2012, the highest three-year average salary as of that date will be used if it is greater than the highest five-year average salary.)

If a member retires before normal retirement age, the member's monthly retirement benefit will be permanently reduced by an early-retirement reduction. The early-retirement reduction is calculated differently for service earned before and after July 1, 2012. For service earned before July 1, 2012, the reduction is 0.25% for each month the member receives benefits before the member's earliest normal retirement age. For service earned on or after July 1, 2012, the reduction is 0.50% for each month the member receives benefits before age 65.

Generally, once a member selects a benefit option, a monthly benefit is calculated and remains the same for the rest of the member's lifetime. However, to combat the effects of inflation, retirees who began receiving benefits prior to July 1990 receive a guaranteed dividend with their regular November benefit payments.

Disability and Death Benefits – A vested member who is awarded federal Social Security disability or Railroad Retirement disability benefits is eligible to claim IPERS benefits regardless of age. Disability benefits are not reduced for early retirement. If a member dies before retirement, the member's beneficiary will receive a lifetime annuity or a lump-sum payment equal to the present actuarial value of the member's accrued benefit or calculated with a set formula, whichever is greater. When a member dies after retirement, death benefits depend on the benefit option the member selected at retirement.

Contributions – Effective July 1, 2012, as a result of a 2010 law change, the contribution rates are established by IPERS following the annual actuarial valuation, which applies IPERS' Contribution Rate Funding Policy and Actuarial Amortization Method. State statute limits contribution rate increases or decreases to 1% each year. IPERS Contribution Rate Funding Policy requires the actuarial contribution rate be determined using the "entry age normal" actuarial cost method and the actuarial assumptions and methods approved by the IPERS Investment Board. The actuarial contribution rate covers normal cost plus the unfunded actuarial liability payment based on a 30-year amortization period. The payment to amortize the unfunded actuarial liability is determined as a level percentage of payroll, based on the Actuarial Amortization Method adopted by the Investment Board.

In fiscal year 2015, pursuant to the required rate, Regular members contributed 5.95% of pay and the Commission contributed 8.93%, for a total contribution rate of 14.88%.

The Commission's contributions to IPERS for the year ended June 30, 2015 were \$19,572.

Collective Net Pension Liability, Collective Pension Expense, Collective Deferred Outflows of Resources and Collective Deferred Inflows of Resources Related to Pensions – At June 30, 2015, the Commission's liability for its proportionate share of the collective net pension liability totaled \$126,988. The collective net pension liability was measured as

of June 30, 2014 and the total pension liability used to calculate the collective net pension liability was determined by an actuarial valuation as of that date. The Commission's proportion of the collective net pension liability was based on the Commission's share of contributions to IPERS relative to the contributions of all IPERS participating employers. At June 30, 2014, the Commission's proportion was 0.0032020%, which is an increase of .00000107% from its proportion measured as of June 30, 2013.

For the year ended June 30, 2015, the Commission's collective pension expense, collective deferred outflows and collective deferred inflows totaled \$9,505, \$6,984 and \$48,429, respectively.

Actuarial Assumptions – The total pension liability in the June 30, 2014 actuarial valuation was determined using the following actuarial assumptions, applied to all periods included in the measurement:

Rate of inflation (effective June 30, 2014)	3.00% per annum
Rates of salary increase (effective June 30, 2010)	4.00% to 17.00%, average, including inflation. Rates vary by membership group.
Long-term investment rate of return (effective June 30, 1996)	7.50%, compounded annually, net of investment expense, including inflation

The actuarial assumptions used in the June 30, 2014 valuation were based on the results of actuarial experience studies with dates corresponding to those listed above.

Mortality rates were based on the RP-2000 Mortality Table for Males or Females, as appropriate, with adjustments for mortality improvements based on Scale AA.

The long-term expected rate of return on pension plan investments was determined using a building-block method in which best-estimate ranges of expected future real rates (expected returns, net of pension plan investment expense and inflation) are developed for each major asset class. These ranges are combined to produce the long-term expected rate of return by weighting the expected future real rates of return by the target asset allocation percentage and by adding expected inflation. The target allocation and best estimates of arithmetic real rates of return for each major asset class are summarized in the following table:

<u>Asset Class</u>	<u>Asset Allocation</u>	<u>Long-Term Expected Real Rate of Return</u>
US Equity	23%	6.31%
Non US Equity	15	6.76
Private Equity	13	11.34
Real Estate	8	3.52
Core Plus Fixed Income	28	2.06
Credit Opportunities	5	3.67
TIPS	5	1.92
Other Real Assets	2	6.27
Cash	1	(0.69)
Total	100%	

Discount Rate – The discount rate used to measure the total pension liability was 7.50%. The projection of cash flows used to determine the discount rate assumed employee contributions will be made at the contractually required rate and contributions from the Commission will be made at contractually required rates, actuarially determined. Based

on those assumptions, IPERS' fiduciary net position was projected to be available to make all projected future benefit payments to current active and inactive employees. Therefore, the long-term expected rate of return on IPERS' investments was applied to all periods of projected benefit payments to determine the total pension liability.

Sensitivity of the Commission's Proportionate Share of the Net Pension Liability to Changes in the Discount Rate – The following presents the Commission's proportionate share of the net pension liability calculated using the discount rate of 7.50%, as well as what the Commission's proportionate share of the net pension liability would be if it were calculated using a discount rate that is 1% lower (6.50%) or 1% higher (8.50%) than the current rate.

	1% Decrease (6.50%)	Discount Rate (7.50%)	1% Increase (8.50%)
Commission's proportionate share of the net pension liability	\$ 239,940	\$ 126,988	\$ 31,645

Pension Plan Fiduciary Net Position – Detailed information about IPERS' fiduciary net position is available in the separately issued IPERS financial report which is available on IPERS' website at www.ipers.org.

(5) Other Postemployment Benefits (OPEB)

Plan Description – The Commission operates a single-employer health benefit plan which provides medical/prescription drug benefits for employees, retirees and their spouses. There are 4 active and no retired members in the plan. Retired participants must be age 55 or older at retirement.

The medical/prescription drug benefits are provided through a fully-insured plan with Auxiant.

Funding Policy – The contribution requirements of plan members are established and may be amended by the Commission. The Commission currently finances the benefit plan on a pay-as-you-go basis. The most recent active member monthly premiums are \$796 for single coverage and \$1,581 for family coverage. For the year ended June 30, 2015, the Commission contributed the entire cost of \$47,620 to the plan.

(6) Compensated Absences

Commission employees accumulate a limited amount of earned but unused vacation and sick leave hours for subsequent use or for payment upon termination, retirement or death. These accumulations are not recognized as disbursements by the Commission until used or paid. The Commission's approximate liability for earned vacation and sick leave payable to employees at June 30, 2015 is as follows:

Type of Benefit	Amount
Vacation	\$ 9,300
Sick leave	<u>20,800</u>
Total	<u>\$ 30,100</u>

This liability has been computed based on rates of pay in effect at June 30, 2015.

(7) Landfill Postclosure Care

To comply with federal and state regulations, the Commission is required to complete a monitoring system plan and a closure/postclosure care plan and to provide funding necessary to effect closure and postclosure, including the proper monitoring and care of the landfill after closure. Environmental Protection Agency (EPA) requirements have established closure and thirty-year care requirements for all municipal solid waste landfills which receive waste after October 9, 1993. State governments are primarily responsible for implementation and enforcement of those requirements and have been given flexibility to tailor requirements to accommodate local conditions that exist. The effect of the EPA requirement is to commit landfill owners to perform certain closing functions and postclosure monitoring functions as a condition for the right to operate the landfill in the current period. The EPA requirements provide when a landfill stops accepting waste, it must be covered with a minimum of twenty-four inches of earth to keep liquid away from the buried waste. Once the landfill is closed, the owner is responsible for maintaining the final cover, monitoring ground water and methane gas, and collecting and treating leachate (the liquid that drains out of waste) for thirty years.

Governmental Accounting Standards Board Statement No. 18 requires landfill owners to estimate total landfill closure and postclosure care costs and recognize a portion of these costs each year based on the percentage of estimated total landfill capacity used that year. Estimated total costs consist of four components: (1) the cost of equipment and facilities used in postclosure monitoring and care, (2) the cost of final cover (material and labor), (3) the cost of monitoring the landfill during the postclosure period and (4) the cost of any environmental cleanup required after closure. Estimated total cost is based on the cost to purchase those services and equipment currently and is required to be updated annually due to the potential for changes due to inflation or deflation, technology or applicable laws or regulations.

These costs for the Commission have been estimated to be \$514,930 for postclosure care as of June 30, 2015.

Chapter 455B.306(9)(b) of the Code of Iowa requires permit holders of municipal solid waste landfills to maintain separate closure and postclosure care accounts to accumulate resources for the payment of closure and postclosure care costs. The Commission has accumulated resources to fund these costs and, at June 30, 2015, assets of \$715,985 are restricted for postclosure care. They are reported as restricted cash basis fund balance in the Statement of Cash Receipts, Disbursements and Changes in Cash Balance.

(8) Transfer Station Closure Care

To comply with state regulations, the Commission is required to complete a closure plan detailing how the transfer station will comply with proper disposal of all solid waste and litter at the site, cleaning the transfer station building, including the rinsing of all surfaces which have come in contact with solid waste or washwater, cleaning of all solid waste transport vehicles which will remain on site, including the rinsing of all surfaces which have come in contact with solid waste, and the removal and proper management of all washwater in the washwater management system.

To comply with state regulations, the Commission is required to maintain a closure account as financial assurance for the closure care costs. The effect of the state requirement is to commit landfill owners to perform certain closing functions as a condition for the right to operate the transfer station.

The total closure care costs for the Commission as of June 30, 2015 have been estimated at \$28,770. Assets of \$32,477 are restricted for these purposes and are reported as restricted cash basis fund balance in the Statement of Cash Receipts, Disbursements and Changes in Cash Balance.

(9) Solid Waste Tonnage Fees Retained

The Commission has established an account for restricting and using solid waste tonnage fees retained by the Commission in accordance with Chapter 455B.310 of the Code of Iowa. At June 30, 2015, the Commission had unspent tonnage fees of \$24,609.

(10) Risk Management

The Commission is a member of the Iowa Communities Assurance Pool, as allowed by Chapter 670.7 of the Code of Iowa. The Iowa Communities Assurance Pool (Pool) is a local government risk-sharing pool whose 727 members include various governmental entities throughout the State of Iowa. The Pool was formed in August 1986 for the purpose of managing and funding third-party liability claims against its members. The Pool provides coverage and protection in the following categories: general liability, automobile liability, automobile physical damage, public officials liability, police professional liability, property, inland marine, and boiler/machinery. There have been no reductions in insurance coverage from prior years.

Each member's annual casualty contributions to the Pool fund current operations and provide capital. Annual casualty operating contributions are those amounts necessary to fund, on a cash basis, the Pool's general and administrative expenses, claims, claims expenses and reinsurance expenses estimated for the fiscal year, plus all or any portion of any deficiency in capital. Capital contributions are made during the first six years of membership and are maintained to equal 300% of the basic rate.

The Pool also provides property coverage. Members who elect such coverage make annual property operating contributions which are necessary to fund, on a cash basis, the Pool's general and administrative expenses, reinsurance premiums, losses and loss expenses for property risks estimated for the fiscal year, plus all or any portion of any deficiency in capital. Any year-end operating surplus is transferred to capital. Deficiencies in operations are offset by transfers from capital and, if insufficient, by the subsequent year's member contributions.

The Commission's property and casualty contributions to the risk pool are recorded as disbursements from its operating funds at the time of payment to the risk pool. The Commission's contributions to the Pool for the year ended June 30, 2015 were \$16,167.

The Pool uses reinsurance and excess risk-sharing agreements to reduce its exposure to large losses. The Pool retains general, automobile, police professional, and public officials' liability risks up to \$350,000 per claim. Claims exceeding \$350,000 are reinsured through reinsurance and excess risk-sharing agreements up to the amount of risk-sharing protection provided by the Commission's risk-sharing certificate. Property and automobile physical damage risks are retained by the Pool up to \$250,000 each occurrence, each location. Property risks exceeding \$250,000 are reinsured through reinsurance and excess risk-sharing agreements up to the amount of risk-sharing protection provided by the Commission's risk-sharing certificate.

The Pool's intergovernmental contract with its members provides that in the event a casualty claim, property loss or series of claims or losses exceeds the amount of risk-sharing protection provided by the Commission's risk-sharing certificate, or in the event a casualty claim, property loss or series of claims or losses exhausts the Pool's funds and any reinsurance and any excess risk-sharing recoveries, then payment of such claims or

losses shall be the obligation of the respective individual member against whom the claim was made or the loss was incurred. As of June 30, 2015, settled claims have not exceeded the risk pool or reinsurance coverage since the Pool's inception.

Members agree to continue membership in the Pool for a period of not less than one full year. After such period, a member who has given 60 days' prior written notice may withdraw from the Pool. Upon withdrawal, payments for all casualty claims and claims expenses become the sole responsibility of the withdrawing member, regardless of whether a claim was incurred or reported prior to the member's withdrawal. Upon withdrawal, a formula set forth in the Pool's intergovernmental contract with its members is applied to determine the amount (if any) to be refunded to the withdrawing member.

The Commission also carries commercial insurance purchased from other insurers for coverage associated with workers compensation and employee blanket bond in the amount of \$1,000,000 and \$20,000, respectively. The Commission assumes liability for any deductibles, and claims in excess of coverage limitations. Settled claims resulting from these risks have not exceeded commercial insurance coverage in any of the past three fiscal years.

(11) Solid Waste Disposal Agreement

The Commission entered into an agreement with the South Central Iowa Solid Waste Agency for acceptance of solid waste from the Commission for \$20.44 per ton plus the DNR tonnage fees, collected as a surcharge. The agreement is in effect from July 1, 2005 through June 30, 2016. The agreement was amended in December 2009 and increased the fee to \$22.80 per ton plus the DNR tonnage fees for the period July 1, 2010 through June 30, 2013. The agreement was amended in December 2012 and decreased the fee to \$21.09 per ton plus the DNR tonnage fees for the period July 1, 2013 through June 30, 2016. During the year ended June 30, 2015, the Commission paid \$232,311 under the agreement.

Rathbun Area Solid Waste Commission

Other Information

Rathbun Area Solid Waste Commission

Schedule of the Commission's Proportionate Share of the Net Pension Liability

Iowa Public Employees' Retirement System
Last Fiscal Year *

Other Information

	<u>2015</u>
Commission's proportion of the net pension liability	0.003202%
Commission's proportionate share of the net pension liability	\$ 126,988
Commission's covered-employee payroll	\$ 203,875
Commission's proportionate share of the net pension liability as a percentage of its covered-employee payroll	62.29%
Plan fiduciary net position as a percentage of the total pension liability	87.61%

* The amounts presented for each fiscal year were determined as of June 30.

See accompanying independent auditor's report.

Rathbun Area Solid Waste Commission

Schedule of Commission Contributions

Iowa Public Employees' Retirement System
Last 10 Fiscal Years

Other Information

	2015	2014	2013	2012
Statutorily required contribution	\$ 19,572	18,206	17,597	15,992
Contributions in relation to the statutorily required contribution	(19,572)	(18,206)	(17,597)	(15,992)
Contribution deficiency (excess)	\$ -	-	-	-
Commission's covered-employee payroll	\$ 219,171	203,875	202,964	198,166
Contributions as a percentage of covered-employee payroll	8.93%	8.93%	8.67%	8.07%

See accompanying independent auditor's report.

2011	2010	2009	2008	2007	2006
13,450	12,301	11,259	8,980	7,212	7,369
(13,450)	(12,301)	(11,259)	(8,980)	(7,212)	(7,369)
-	-	-	-	-	-
193,525	184,977	177,307	148,430	125,426	128,380
6.95%	6.65%	6.35%	6.05%	5.75%	5.75%

Rathbun Area Solid Waste Commission

Notes to Other Information – Pension Liability

Year ended June 30, 2015

Changes of Benefit Terms – Legislation passed in 2010 modified benefit terms for current Regular members. The definition of final average salary changed from the highest three to the highest five years of covered wages. The vesting requirement changed from four years of service to seven years. The early retirement reduction increased from 3% per year measured from the member's first unreduced retirement age to a 6% reduction for each year of retirement before age 65.

In 2008, legislative action transferred four groups – emergency medical service providers, county jailers, county attorney investigators, and National Guard installation security officers – from Regular membership to the protection occupation group for future service only.

Benefit provisions for sheriffs and deputies were changed in the 2004 legislative session. The eligibility for unreduced retirement benefits was lowered from age 55 by one year each July 1 (beginning in 2004) until it reached age 50 on July 1, 2008. The years of service requirement remained at 22 or more. Their contribution rates were also changed to be shared 50-50 by the employee and employer, instead of the previous 40-60 split.

Changes of Assumptions – The 2014 valuation implemented the following refinements as a result of a quadrennial experience study:

- Decreased the inflation assumption from 3.25% to 3.00%.
- Decreased the assumed rate of interest on member accounts from 4.00% to 3.75% per year.
- Adjusted male mortality rates for retirees in the Regular membership group.
- Reduced retirement rates for sheriffs and deputies between the ages of 55 and 64.
- Moved from an open 30 year amortization period to a closed 30 year amortization period for the UAL beginning June 30, 2014. Each year thereafter, changes in the UAL from plan experience will be amortized on a separate closed 20 year period.

The 2010 valuation implemented the following refinements as a result of a quadrennial experience study:

- Adjusted retiree mortality assumptions.
- Modified retirement rates to reflect fewer retirements.
- Lowered disability rates at most ages.
- Lowered employment termination rates.
- Generally increased the probability of terminating members receiving a deferred retirement benefit.
- Modified salary increase assumptions based on various service duration.


The 2007 valuation adjusted the application of the entry age normal cost method to better match projected contributions to the projected salary stream in future years. It also included in the calculation of the UAL amortization payments the one-year lag between the valuation date and the effective date of the annual actuarial contribution rate.

The 2006 valuation implemented the following refinements as a result of a quadrennial experience study:

- Adjusted salary increase assumptions to service based assumptions.
- Decreased the assumed interest rate credited on employee contributions from 4.25% to 4.00%.
- Lowered the inflation assumption from 3.50% to 3.25%.
- Lowered disability rates for sheriffs and deputies and protection occupation members.

Rathbun Area Solid Waste Commission

**Independent Auditor's Report on Internal Control
over Financial Reporting and on Compliance and Other Matters
Based on an Audit of a Financial Statement Performed in Accordance with
Government Auditing Standards**



OFFICE OF AUDITOR OF STATE
STATE OF IOWA

State Capitol Building
Des Moines, Iowa 50319-0004

Telephone (515) 281-5834 Facsimile (515) 242-6134

Mary Mosiman, CPA
Auditor of State

Independent Auditor's Report on Internal Control
over Financial Reporting and on Compliance and Other Matters
Based on an Audit of a Financial Statement Performed in Accordance with
Government Auditing Standards

To the Members of the Rathbun Area
Solid Waste Commission:

We have audited in accordance with U.S. generally accepted auditing standards and the standards applicable to financial audits contained in Governmental Auditing Standards, issued by the Comptroller General of the United States, the financial statement of the Rathbun Area Solid Waste Commission as of and for the year ended June 30, 2015, and the related Notes to Financial Statement, and have issued our report thereon dated August 28, 2015. Our report expressed an unmodified opinion on the financial statement which was prepared on the basis of cash receipts and disbursements, a basis of accounting other than U.S. generally accepted accounting principles.

Internal Control Over Financial Reporting

In planning and performing our audit of the financial statement, we considered the Rathbun Area Solid Waste Commission's internal control over financial reporting to determine the audit procedures appropriate in the circumstances for the purpose of expressing our opinion on the financial statement, but not for the purpose of expressing an opinion on the effectiveness of the Rathbun Area Solid Waste Commission's internal control. Accordingly, we do not express an opinion on the effectiveness of the Rathbun Area Solid Waste Commission's internal control.

Our consideration of internal control was for the limited purpose described in the preceding paragraph and was not designed to identify all deficiencies in internal control that might be material weaknesses or significant deficiencies and, therefore, material weaknesses or significant deficiencies may exist that were not identified. However, as described in the accompanying Schedule of Findings, we identified a deficiency in internal control we consider to be a material weakness and a deficiency we consider to be a significant deficiency.

A deficiency in internal control exists when the design or operation of a control does not allow management or employees, in the normal course of performing their assigned functions, to prevent or detect and correct misstatements on a timely basis. A material weakness is a deficiency, or a combination of deficiencies, in internal control such that there is a reasonable possibility a material misstatement of the Rathbun Area Solid Waste Commission's financial statement will not be prevented or detected and corrected on a timely basis. We consider the deficiency described in the accompanying Schedule of Findings as item (A) to be a material weakness.

A significant deficiency is a deficiency, or a combination of deficiencies, in internal control which is less severe than a material weakness, yet important enough to merit attention by those charged with governance. We consider the deficiency described in the accompanying Schedule of Findings as item (B) to be a significant deficiency.

Compliance and Other Matters

As part of obtaining reasonable assurance about whether the Rathbun Area Solid Waste Commission's financial statement is free of material misstatement, we performed tests of its compliance with certain provisions of laws, regulations, contracts and grant agreements, non-compliance with which could have a direct and material effect on the determination of financial statement amounts. However, providing an opinion on compliance with those provisions was not an objective of our audit and, accordingly, we do not express such an opinion. The results of our tests disclosed no instances of non-compliance or other matters that are required to be reported under Government Auditing Standards. However, we noted certain immaterial instances of non-compliance or other matters which are described in the accompanying Schedule of Findings.

Comments involving statutory and other legal matters about the Commission's operations for the year ended June 30, 2015 are based exclusively on knowledge obtained from procedures performed during our audit of the financial statement of the Commission. Since our audit was based on tests and samples, not all transactions that might have had an impact on the comments were necessarily audited. The comments involving statutory and other legal matters are not intended to constitute legal interpretations of those statutes.

The Rathbun Area Solid Waste Commission's Response to the Findings


The Rathbun Area Solid Waste Commission's responses to the findings identified in our audit are described in the accompanying Schedule of Findings. The Rathbun Area Solid Waste Commission's responses were not subjected to the auditing procedures applied in the audit of the financial statement and, accordingly, we express no opinion on them.

Purpose of this Report

The purpose of this report is solely to describe the scope of our testing of internal control and compliance and the results of that testing and not to provide an opinion on the effectiveness of the Commission's internal control or on compliance. This report is an integral part of an audit performed in accordance with Government Auditing Standards in considering the Commission's internal control and compliance. Accordingly, this communication is not suitable for any other purpose.

We would like to acknowledge the many courtesies and assistance extended to us by personnel of the Rathbun Area Solid Waste Commission during the course of our audit. Should you have any questions concerning any of the above matters, we shall be pleased to discuss them with you at your convenience.


MARY MOSIMAN, CPA
Auditor of State


WARREN G. JENKINS, CPA
Chief Deputy Auditor of State

August 28, 2015

Rathbun Area Solid Waste Commission

Schedule of Findings

Year ended June 30, 2015

Findings Related to the Financial Statement:

INTERNAL CONTROL DEFICIENCIES:

- (A) Segregation of Duties – One important aspect of internal control is the segregation of duties among employees to prevent an individual employee from handling duties which are incompatible. When duties are properly segregated, the activities of one employee act as a check of those of another. One person has control over each of the following areas:
- (1) Investments are not reconciled to investment records by an independent person and an independent verification of interest earnings is not performed.
 - (2) Incoming mail is opened by an employee who is authorized to make entries to the accounting records and the listing of receipts is not compared to the cash receipts record or bank deposit by an independent person.
 - (3) Generally, one individual may have control over collecting, depositing, posting, maintaining receivable records and daily reconciling of receipts for which no compensating controls exist.
 - (4) Journal entries for gains/losses on investments are prepared and posted by the outside accounting firm. However, these journal entries are not reviewed or approved by the Commission.

Recommendation – We realize segregation of duties is difficult with a limited number of office employees. However, the Commission should review its control procedures to obtain the maximum internal control possible under the circumstances, including utilizing available staff or designating a member of the Commission to provide additional control through independent reviews and verification.

Response – We will review our procedures and look for opportunities to segregate duties as staffing levels allow.

Conclusion – Response accepted.

- (B) Computer System – The Commission has a written policy requiring staff to change passwords periodically. However, because software does not require the user to change log-ins/passwords, the policy is not followed.

Recommendation – The Commission should follow its written policy addressing changing passwords to improve the Commission's control over its computer system.

Response – We will follow our written policy and change passwords in a timely manner.

Conclusion – Response accepted.

Rathbun Area Solid Waste Commission

Schedule of Findings

Year ended June 30, 2015

INSTANCES OF NON-COMPLIANCE:

No matters were noted.

Rathbun Area Solid Waste Commission

Schedule of Findings

Year ended June 30, 2015

Other Findings Related to Required Statutory Reporting:

- (1) Questionable Disbursements – No disbursements we believe may not meet the requirements of public purpose as defined in an Attorney General's opinion dated April 25, 1979 were noted.
- (2) Travel Disbursements – No disbursements of Commission money for travel disbursements of spouses of Commission officials or employees were noted.
- (3) Commission Minutes – No transactions were found that we believe should have been approved in the Commission minutes but were not.
- (4) Deposits and Investments – No instances of non-compliance with the deposit and investment provisions of Chapter 12B and Chapter 12C of the Code of Iowa and the Commission's investment policy were noted.
- (5) Solid Waste Fees Retainage – No instances of non-compliance with the solid waste fees used or retained in accordance with provisions of Chapter 455B.310 of the Code of Iowa were noted.
- (6) Financial Assurance – The Commission has elected to demonstrate financial assurance for closure and postclosure care by establishing a local government dedicated fund as provided in Chapter 567-113.14(6) of the Iowa Administrative Code. Financial assurance is demonstrated as follows:

	Transfer Station Closure	Landfill Postclosure Care
Total estimated costs for closure and postclosure care	\$ 28,770	514,930
Amount Commission has restricted and reserved for closure and postclosure care at June 30, 2015	\$ 32,477	715,985

Iowa Department of Natural Resources rules and regulations require deposits into the closure and postclosure care accounts be made at least annually within 30 days of the close of each fiscal year. No deposit was required during the year ended June 30, 2015 because the Commission has restricted and reserved sufficient funds to pay the total estimated costs for closure and postclosure care.

Rathbun Area Solid Waste Commission

Staff

This audit was performed by:

Michelle B. Meyer, CPA, Manager
Trent M. Mussmann, Staff Auditor
Jessica L. Russell, Assistant Auditor



Andrew E. Nielsen, CPA
Deputy Auditor of State