

WOMEN IN IOWA: 2012

MARCH 2012

In 1981, the U.S. Congress passed a resolution establishing National Women's History Week. The week was chosen to coincide with International Women's Day, March 8. In 1987, Congress expanded the week to a month. Every year since, Congress and the Iowa General Assembly have passed a resolution for Women's History Month, and the U.S. president and Iowa's Governor have issued a proclamation.

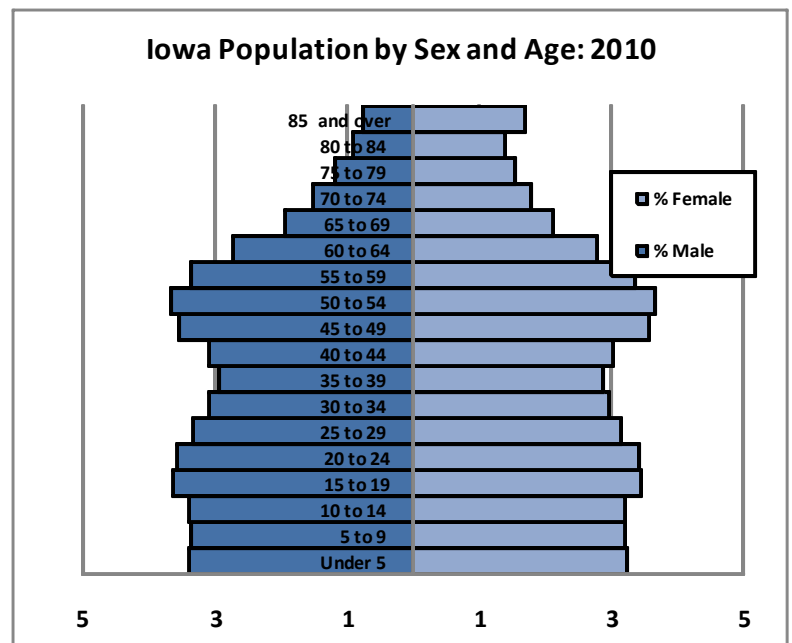
1,538,036

The number of females in Iowa as of April 1, 2010. That exceeds the number of men (1,508,319). Males outnumber females in each five-year-age group through the 40-to-44 age group. Starting with the 45-to-50 age group women outnumber men. At ages 85 and over there are more than twice as many women as men.

1,747,930

The projected female population of Iowa as of July 1, 2040. According to the U.S. Census Bureau, women will constitute 49.8 percent of the

Iowa Population by Sex and Age: 2010



39.5

The estimated median age for the female population in Iowa in 2010. The estimated median age for the state of Iowa was 38.1. The male estimated median age was 36.6.

Families and Children

21.0%

The percent of children under 18 in 2010 living with their mother compared to 71.4 percent living with both parents and 6.8 percent living with their father.

113,337

The number of Iowa families with a female householder, no

husband present in 2010. In 1970 there were 52,025 families with a female head of household.

673,983

Number of married women in 2010 (including those who are separated or have an absent spouse).

52.4%

Percent of unmarried Iowans who are women in 2010. There are 876,629 unmarried (widowed, divorced or never married) women.

80.9%

Percent of women in Iowa with children under 18 in the labor force in 2010.

Education

273,945

The number of girls enrolled in the state's elementary and high schools during the 2010-2011 school year, including preschool.

90.7

The graduation rate for girls in 2010. The graduation rate for boys was 86.9.

Source: Iowa Department of Education

7.5 percent of women who had completed 4 years of college or higher in 1970.

78,145

Number of women in Iowa 25 years and older with an advanced degree in 2010. (e.g., master's, professional, doctorate.) The number of men in Iowa with an advanced degree in 2010 was 80,454.

91.2%

The percentage of women in Iowa age 25 and over who had at least a high school education in 2010. This compares to 61.8 percent of women who had completed 4 years of high school or higher in 1970.

220,276

Enrollment of women in Iowa's universities and colleges in 2011. Women make up 60.6 percent of the total enrollment in 2011.

Source: Iowa College Student Aid Commission

29.4%

The percentage of women in Iowa age 25 and over with a bachelor's degree or higher in 2010. This compares to



Sports and Recreation

60,357

The number of Iowa high school girls participating in athletics in 2005. Volleyball has the highest participation with 14,022 followed by softball 11,712; basketball 9,570; and track and field 9,350.

Source: Iowa Girls High School Athletic Union

5,606

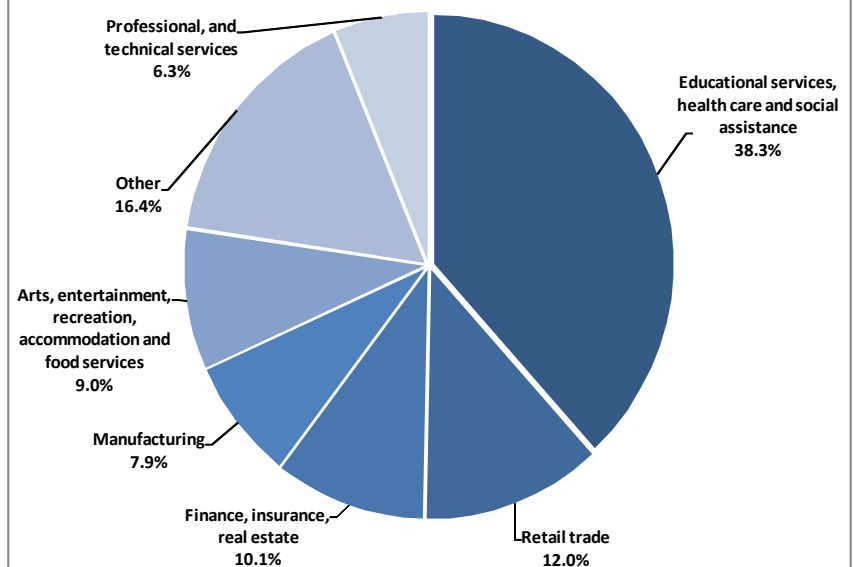
The number of unduplicated women sport participants in Iowa's 2-year and 4-year colleges and universities in 2009.

Source: Office of Postsecondary Education of the U.S. Department of Education

Serving Our Nation
13,122

The number of Iowa women in 2010 who are veterans of the U.S. armed forces.

Employment for Women in Iowa by Industry: 2010



Businesses and Jobs



Health, and Social services industry in 2010. More women, 38.3% of Iowa's total female labor force, work in this one industry group than in any other.

instance, there are about 66,963 women in healthcare practitioner and technical occupations, 49,339 in management occupations and 69,663 in education, training and library occupations.

66,270

The number of women working self-employed businesses in 2007.

23.6%

The percent increase in women-owned firms between 2002 and 2007.

Source: 2007 Survey of Business Owners

5.6%

The unemployment rate for women in Iowa in December 2010. The Iowa unemployment rate at that time was 6.3%.

80.4%

The percent of Iowa women age 16 years to 64 in the labor force in 2010. The percent of men in Iowa age 16 to 64 in the labor force was 86.6%.

Earnings

\$22,174

The median earnings in 2010 inflation-adjusted dollars for full-time, year-round women workers in Iowa. Men in Iowa had median earnings of \$32,016.

Industry

283,262

The number of Iowa women in the Education,

12.0%

The percent of women who work in the retail trade industry in 2010, the second highest industry for the female labor force. Approximately 10.1 percent work in the finance and insurance, and real estate and rental; 7.9 percent in manufacturing; and 9.0 percent work in the arts, entertainment, and recreation, and accommodation and food services industry.

Occupations

168,766

The number of Iowa women in office and administrative support occupations in 2010. Women represent a wide variety of occupations in Iowa. For

37.4%

The percent of women in Iowa in Management, Professional, and related occupations in 2010.

Coming to America

4.4%

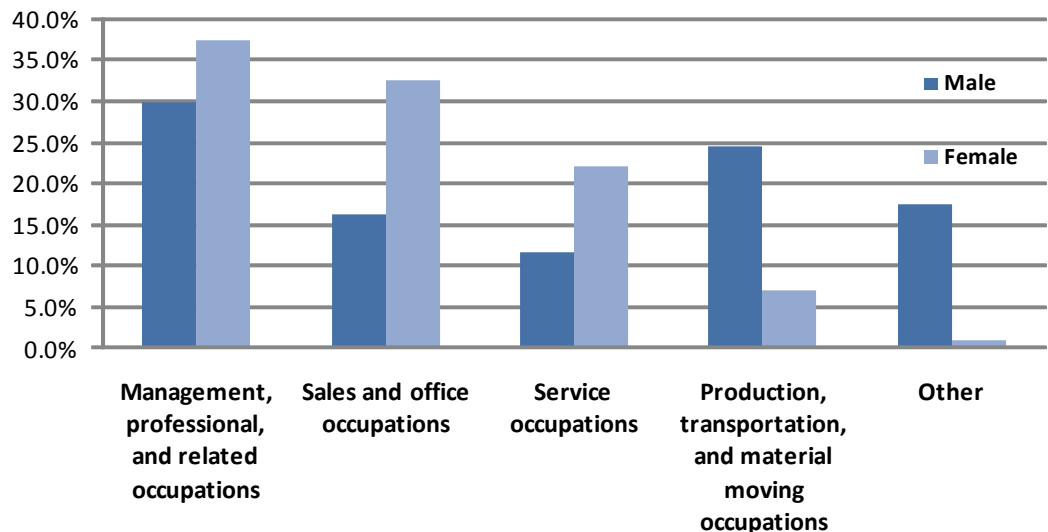
The percent of Iowa women who are foreign-born.

Voting

69.9%

The percentage of women citizens in Iowa who reported voting in the 2008 presidential election, higher than the 63.7 percent of their male counterparts who cast a ballot.

Employment by Occupation: 2010



State Data Center of Iowa a program of
Iowa Library Services/ State Library

Miller Building
1112 E. Grand Ave
Des Moines, Iowa 50319
Phone: 515-281-6618
Fax: 515-242-6543
E-mail: census@lib.state.ia.us

Iowa Commission on the Status of Women

Department of Human Rights
321 E. 12th
Lucas State Office Building
Des Moines, IA 50319
Tel: 515/281-4470 or 800/558-4427
Fax: 515/242-6119
Email: women@iowa.gov

Data Source (unless otherwise
noted) :

U.S. Census Bureau,
U.S. Decennial Census
1970, 1980, 1990 and 2000
American Community Survey,
2010 1-year period estimates
Photos by U.S. Census Bureau

Income and poverty

\$34,534

The median income for women in Iowa who worked full-time, year-round in the past 12 months in 2010. The median income for men in the state was \$43,872.

13.7%

The poverty rate in 2010 for women in Iowa. The corresponding rate for men is 11.4 percent.

39.4%

The percentage of female households, no husband present with related children under age 18, below the poverty level in 2010. The corresponding rate for married-couple families with related children under 18 years was 6.3 percent.

\$24,276

The median income for female householders, no husband present with own children under 18 years in 2009. The median income for married-couple families with own children under 18 years was \$74,714.



We're on the web!

www.iowadatacenter.org

www.women.iowa.gov

Note: Income is the sum of the amounts reported separately for wage or salary income; net self-employment income; interest, dividends, or net rental or royalty income or income from estates and trusts; social security or railroad retirement income; Supplemental Security Income (SSI); public assistance or welfare payments; retirement, survivor, or disability pensions; and all other income.

Vital Events

12.6

Live births per 1,000 population in 2010.

342.5

The rate of Iowa births to unmarried women in 2010. (per 1,000 births).

79.4

The birth rate for women age 15-19 in Iowa per 1,000 women in 2010.

8.9

The 2010 death rate for women in Iowa per 1,000 population. For men in Iowa the death rate was 9.3 over the same time period.

Data provided by the Iowa Department of Public Health publication, "Vital Statistics of Iowa 2010"

Leading Causes of Death by Percent of Total Deaths in Iowa by Gender 2009

