

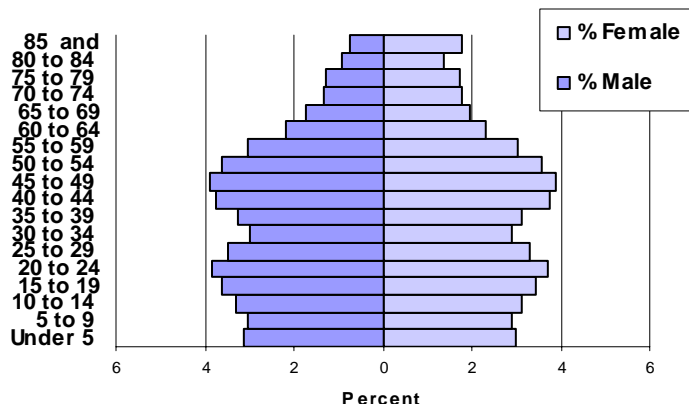
WOMEN IN IOWA: 2007

In 1981, the U.S. Congress passed a resolution establishing National Women's History Week. The week was chosen to coincide with International Women's Day, March 8. In 1987, Congress expanded the week to a month. Every year since, Congress and the Iowa General Assembly have passed a resolution for Women's History Month, and the U.S. president and Iowa's Governor have issued a proclamation.

1,505,585

The estimated population of females in Iowa as of July 1, 2005. That exceeds the number of men (1,460,749). Males outnumber females in every five-year-age group through the 40-to-44 age group. Starting with the 45-to-49 age group women outnumber men. At ages 85 and over there are more than twice as many women as men.

Iowa Total Population by Sex and Age: 2005



1,696,080

The projected female population of Iowa as of July 1, 2030. According to the Woods and Poole Economics, Inc., women will constitute 50.4 percent of the state's total population on that date.

39.8

The estimated median age for the female population in Iowa in 2005. The estimated median age for the state of Iowa was 38.3. The male estimated median age was 36.5.

Families and Children

21%

The percent of children under 18 in 2005 living with their mother compared to 72.2 percent living with both parents and 6.8 percent living with their father.

113,301

The number of Iowa families with a female householder, no husband present in 2005. In 1970 there were 52,025 families with a female head of household.

685,029

Number of married women in 2005 (including those who are separated or have an absent spouse).



52.9%

Percent of unmarried Iowans who are women in 2005. There are 499,732 unmarried (widowed, divorced or never married) women.

79.8%

Percent of women in Iowa with children under 18 in the labor force in 2005.

EDUCATION

253,686

The number of girls enrolled in the state's elementary and high schools during the 2005-2006 school year.



doctorate.) The number of men in Iowa with an advanced degree in 2005 was 76,545.

92.1

The graduation rate for girls during the 2005-2006 school year. The graduation rate for boys was 89.5.

Source: Iowa Department of Education

114,626

Enrollment of women in Iowa's universities and colleges. Women make up 55.6 percent of the total enrollment.

Source: Iowa College Student Aid Commission

90.1%

The percentage of women in Iowa age 25 and over, who had at least a high school education in 2005. This compares to 61.8 percent of women who had completed 4 years of high school or higher in 1970.

23.3%

The percentage of women in Iowa age 25 and over, with a bachelor's degree or higher in 2005. This compares to 7.5 percent of women who had completed 4 years of college or higher in 1970.

64,998

Number of women in Iowa 25 years and older with an advanced degree in 2005. (e.g., master's, professional,

SPORTS AND RECREATION

60,357

The number of Iowa high school girls participating in athletics in 2005. Volleyball has the highest participation with 14,022 followed by softball 11,712; basketball 9,570; and track and field 9,350.

Source: Iowa Girls High School Athletic Union

4,276

The number of unduplicated women sport participants in Iowa's 4-year colleges and universities in 2005-06.

Source: Office of Postsecondary Education of the U.S. Department of Education

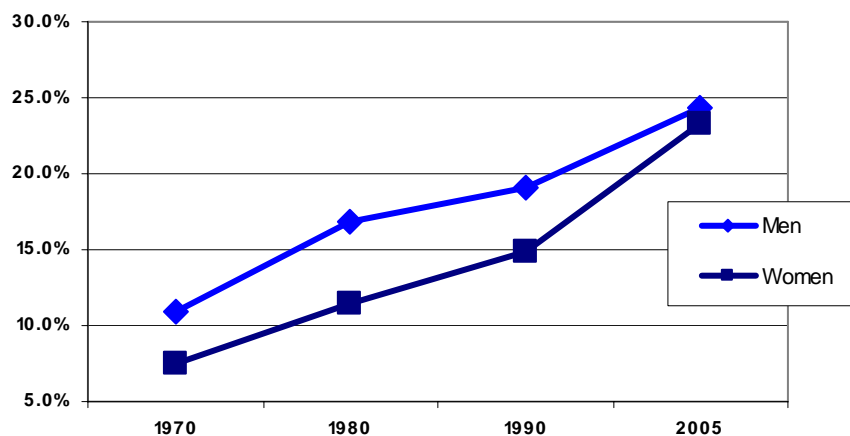


Voting

71.5%

The percentage of women citizens in Iowa who reported voting in the 2004 presidential election, higher than the 66 percent of their male counterparts who cast a ballot.

Bachelor's Degree or Higher in Iowa by Gender: 1970-2005



The 1970 and 1980 censuses used the categories 4 years or more college.

BUSINESSES AND JOBS

63,821

The number of women-owned firms in 2002. These firms account for \$7,398,962,000 in sales and receipts.

19.1%

The percent increase in women-owned firms between 1987 and 2002.

Source: 2002 Survey of Business Owners

4.7%

The unemployment rate for women in Iowa in 2005. The Iowa unemployment rate at that time was 5.1%.

64.6%

The percent of Iowa women age 16 years and over in the labor force in 2005. The percent of men in Iowa age 16 and over in the labor force was 75.5%.

Earnings

\$29,384

The median earnings in 2005 inflation-adjusted dollars for full-time, year-round women workers in Iowa. Men in Iowa had median earnings of \$39,275.

Industry

258,987

The number of Iowa women in Iowa in the education, health, and social services industry in 2005. More women, 36.2% of Iowa's total female labor force, work in this one industry group than in any other.

12.9%

The percent of women who work in the retail trade industry in 2005, the second highest industry for the female labor force.

Approximately 9.9 percent work in manufacturing, 9.6 percent in the finance and insurance, and real estate and rental and leasing industry, and 8.1 percent work in the arts, entertainment, and recreation, and accommodation and food services industry.

Occupation

35.1%

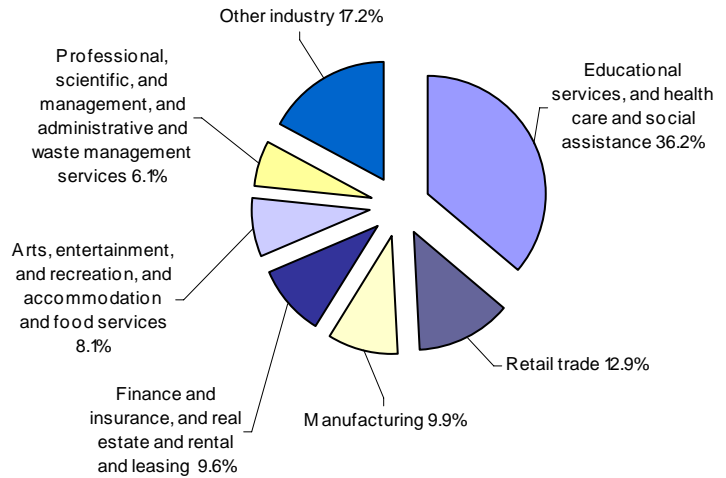
The percent of women in Iowa in Sales and office occupations in 2005. This is the largest occupation group for women in the state.

170,070

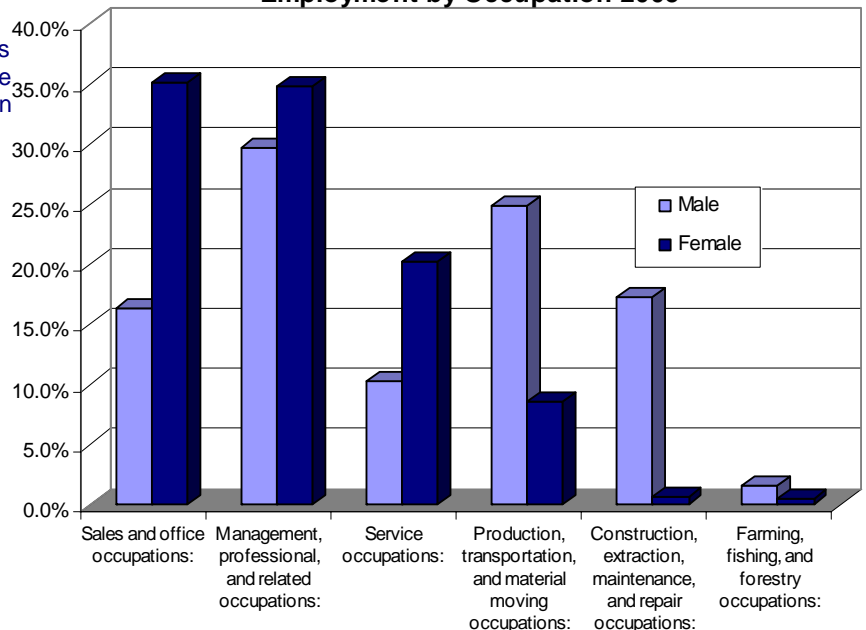
The number of Iowa women in office and administrative support occupations in 2005. Women represent a wide variety of occupations in Iowa. For instance, there are about 45,026 women in management occupations and 29,786 registered nurses.

*Serving Our Nation
12,646
The number of Iowa women in 2005 who are veterans of the U.S. armed forces.*

Employment for Women in Iowa by Industry: 2005



Employment by Occupation 2005



State Data Center of Iowa a program of the State Library of Iowa

Miller Building
E 12th and Grand
Des Moines, Iowa 50319 Phone: 800-248-4483
Fax: 515-242-6543
Email: census@lib.state.ia.us

We're on the web!

www.iowadatecenter.org

&

www.state.ia.us/dhr/sw

Iowa Commission on the Status of Women

Department of Human Rights
321 E. 12th
Lucas State Office Building
Des Moines, IA 50319
Tel: 515/281-4461 or 800/558-4427
Fax: 515/242-6119
E-mail: dhr.icsw@iowa.gov

Data Source (unless otherwise noted):

U.S. Census Bureau,
U.S. Decennial Census
1970, 1980, 1990 and 2000

American Community Survey,
2005

Photo by Norman Shapiro for the U.S. Census Bureau

VITAL EVENTS

13.0

The 2004 birth rate per 1,000 women age 15-44 in Iowa. The birth rate for the U.S was 14.1

31.6

The teenage birth rate in Iowa per 1,000 women age 15-19 in Iowa in 2004. The U.S. saw a birth rate of 41.1 for this age group during the same year.

9.3

The 2004 death rate for women in Iowa per 1,000 population in 2004. For men in Iowa the death rate was 8.8.

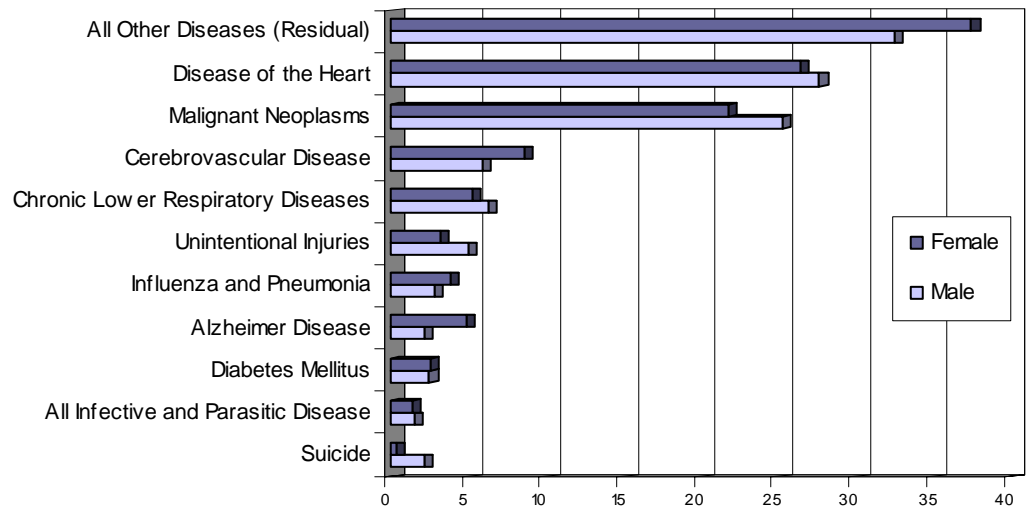
314.0

The rate of Iowa births to unmarried women in 2004 (per 1,000 births).

Teen birth rate data provided by National Vital Statistics Report, Volume 55, #1 (see the National Center for Health Statistics web site at <http://www.cdc.gov/nchs/products/pubs/pubd/nvsr/nvsr.htm>)

Data provided by the Iowa Department of Public Health publication, "Vital Statistics of Iowa 2004"

Leading Causes of Death by Percent of Total Deaths in Iowa by Gender: 2004



INCOME AND POVERTY

\$30,288

The median income for women in Iowa who worked full-time, year-round in the past 12 months in 2005. The median income for men in the state was \$40,356.

children under 18 years. The median income for married-couple families with own children under 18 years was \$67,291.

47.3%

The percentage of female households, no husband present with related children under age 5, below the poverty level in 2005. The corresponding rate for married-couple families with related children under 5 years was 6.6 percent.

\$22,440

The median income for female householders, no husband present with own

12.3%

The poverty rate in 2005 for women in Iowa. The corresponding rate for men is 9.4 percent.