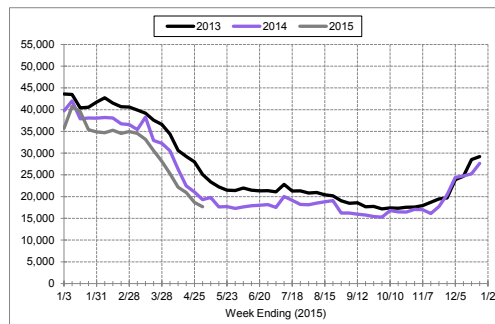


Status of the Iowa Workforce and Economy

2015 Statewide News Release Schedule		
Reference Month	Statewide News Release	Local Area News Release
Jan	Mar 17	Mar 20
Feb	Mar 27	Mar 27
Mar	Apr 21	Apr 21
Apr	May 27	May 27
May	June 19	June 23
June	July 21	July 21
July	Aug 21	Aug 25
Aug	Sept 18	Sept 22
Sept	Oct 20	Oct 20
Oct	Nov 20	Nov 24
Nov	Dec 18	Dec 22
Dec	Jan 26	Jan 26

- Iowa's seasonally adjusted jobless rate dropped to 3.8 percent in April from 4.0 percent in March. The last time the state was at 3.8 percent was March 2008. The rate stood at 4.4 percent one year ago.
- Iowa's employment is up 23,700 over last year.
- The U.S. jobless rate dropped to 5.4 percent in April.

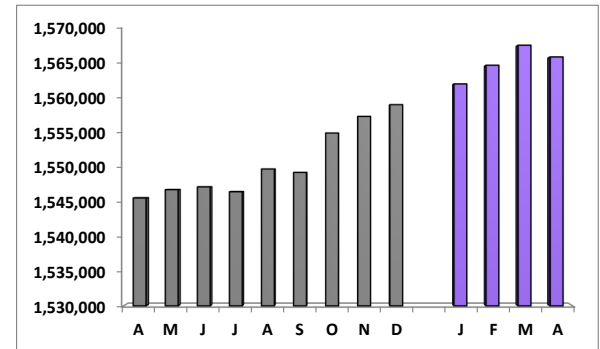
Continued Weeks Claimed for Unemployment Insurance Iowa Regular State UI Program



Source: Unemployment Insurance Data Summary U.S. Department of Labor

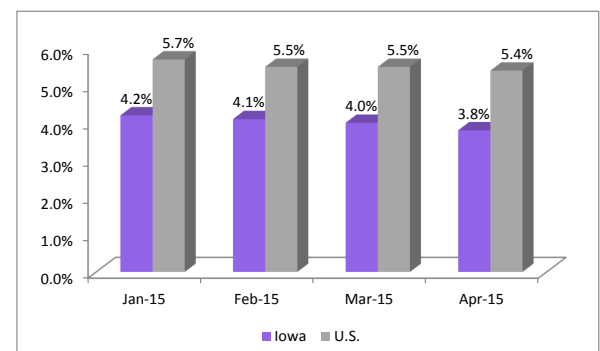
- UI continued weekly claims during the first four months of 2015 were 7.8% lower than the same period of 2014.
- According to the Iowa Association of Realtors, average home sales prices increased to \$159,392 in April, up 6.6 percent compared to last year. The average number of days a home remained on the market fell to 90 days versus 96 days one year ago.
- Iowa's new vehicle registrations are up 12.6 percent versus last year. Trucks have increased the most (+22.1 percent), partially due to commercial equipment purchases.

Total Nonfarm Employment - Iowa Apr 2014 - Apr 2015



- Iowa nonfarm employment shed 1,700 jobs in April. This month's decline is the first since September.
- Both private and public sectors decreased slightly this month—down 800 and 900 jobs, respectively.
- Manufacturing had the largest monthly decrease (-3,200) due to cutbacks in durable goods factories. Construction added the most jobs this month (+2,400).
- The U.S. economy rebounded in April following a weak jobs report in March, adding 223,000 jobs this month. Only 85,000 jobs were added in March.

Iowa and U.S. Unemployment Rates—2015



Iowa Nonfarm Employment by Quarter			
		Average Employment	Percent Change from Prior Qtr
2013	Qtr 2	1,523,300	0.3%
	Qtr 3	1,536,000	0.8%
	Qtr 4	1,534,800	-0.1%
2014	Qtr 1	1,539,500	0.3%
	Qtr 2	1,546,500	0.5%
	Qtr 3	1,548,500	0.1%
2015	Qtr 1	1,557,200	0.6%
		1,564,900	0.5%

Iowa Workforce Development

Information Prepared by
Labor Force and Occupational
Analysis Bureau

1000 East Grand Avenue
Des Moines, Iowa 50319-0209

Phone: 515-281-5082
Fax: 515-281-8203

Ed Wallace
Deputy Director
Iowa Workforce Development