

MLR 83 4

EFFECT OF GROOVED CONCRETE
ON
CURING EFFICIENCY

by

John Roland

Physical Test Engineer

July 1983

Materials Laboratory
Iowa Department of Transportation

EFFECT OF GROOVED CONCRETE ON CURING EFFICIENCY

Introduction

The textured concrete surface on all PCC primary paving projects (and when specified on secondary projects) is required to be grooved in a specified manner. The laboratory test for determining the efficiency index of concrete curing compounds is made on slabs that are not grooved. This short investigation was undertaken to determine any changes in the curing efficiency index when using various rates of application of curing compound on grooved concrete. Currently a 95 percent curing efficiency index is specified at an application rate of 15 square yards per gallon. Can this efficiency be achieved, and if so at what application rate, on grooved concrete? Grooving the concrete greatly increases the surface area and also causes the liquid curing compound to run off the high spots and collect in the grooves.

Materials

The curing compound used in this investigation was a combination (mixture) of surplus 1982 test samples. The samples had all been tested and approved. They were all manufactured by W.R. Meadows Co. except the curing material used for laboratory numbers ADE 3 16-18 was manufactured by Dayton Superior.

The sand and cement used for the mortar slabs were from the current laboratory stock used for testing curing compounds.

Procedure

Curing slab specimens were proportioned, mixed, and molded as outlined in Test Method No. Iowa 901-B. Some experimenting was done to determine the optimum time for grooving the concrete slabs. Also the

method of applying the grooves, so that they would comply with the specifications, was determined by experimentation.

The final procedure that evolved was:

1. Standard slabs were made in ASTM curing pans.
2. The slab specimens were cured in room conditions until the surface water was gone.
3. The surface was then brushed lightly to remove the laitance and grooved with a tool used in the field to groove pavement surfaces.
4. Surface water returned after grooving. The slabs were cured in room conditions until this surface water was also gone.
5. The slabs were then sealed and coated per Iowa 901-B.

This procedure differs from Test Method No. Iowa 901-B which requires that the slabs be covered with a moisture proof cover, and a sheet of plastic film, and cured in the moist room for 5 hours. After the five (5) hour initial cure the surface water is removed with a soft cloth or towel, and the surface of the slab is brushed lightly to remove any laitance. Then the specimens are sealed and coated.

All other testing procedures and calculations were performed in the standard manner as explained in Test Method No. Iowa 901-B.

A total of 54 slabs were made and tested for efficiency index using various application rates of curing compound. The first 24 slabs were coated at 15, 12½ and 10 square yards per gallon. The final 30 slabs were coated at 15, 10 and 7½ square yards per gallon.

Results

Early in the investigation it was apparent that when the curing compound was applied to the grooved concrete, at the standard rate of 15 square yards per gallon, then the specified efficiency index of 95 percent

could not be achieved. However, the increased rates of application also failed to meet this requirement. Even at twice the standard application rate, no efficiency index reached the required 95 percent.

Copies of the test reports (attached) show that not a single one of the grooved concrete slabs could come up with the specified 95 percent efficiency index, regardless of the application rate. In some cases the heavier application rates resulted in even lower efficiencies than the lighter applications.

Conclusions

1. A curing efficiency index of 95 percent on grooved concrete could not be reached in the Laboratory. It would seem reasonable to expect that we are not achieving this curing efficiency in the field either.
2. A heavier application rate to compensate for the increased surface area of the specimens did little to help the curing efficiency index.
3. Variations in test results on duplicate specimens would indicate that the degree of surface roughness, caused by the grooving of the individual specimens, has a bearing on curing efficiency.
4. The standard test procedure (on smooth concrete surfaces) is so sensitive that a few pin holes in the curing material will cause the material to fail. On the rough surface of a grooved slab, the test results would indicate that the liquid curing compound runs off the higher areas and concentrates in the grooves, perhaps leaving areas insufficiently covered to effect a thorough cure.
5. Increasing the viscosity of the curing material to prevent the run-off condition would undoubtedly cause spraying problems.

6. It has been suggested that a second application to follow the first by 30-60 minutes, forming a layered system, might be more effective. This has not been tried in the Laboratory, but it will be at the first opportunity.
7. If no curing problems are experienced in the field, then perhaps a curing efficiency less than 95 percent is acceptable. However, hairline shrinkage cracks, generally associated with inadequate curing, are difficult to detect on the roughened surface of grooved concrete.
8. Test Method No Iowa 901-B continues to be an excellent procedure for determining the relative merits of different brands or lots of curing compounds. The efficiency index is also a measure of the cure that can be expected in the field. Efforts should continue to achieve the best possible curing of grooved concrete paving.

Iowa Department of Transportation

Curing Compound
J. Roland
M. Jennings

MATERIALS DEPARTMENT

TEST REPORT — MISCELLANEOUS MATERIALS
AMES LABORATORY

Material Curing Compound Laboratory No. ADE3-13-15
 Intended Use Curing check on textured concrete
 County _____ Proj. No. _____
 Producer W. R. Meadows Contractor _____
 Source _____
 Unit of Material Curing was a combination of 1982 test samples
 Sampled by Mixed by Ames Lab Sender's No. _____
 Date Sampled 2-82 Date Rec'd 3-9-83 Date Reported 3-9-83

| 24 Hrs. | Rate Sq. Yds./Gal. | | | | | | Pilot None |
|------------|--------------------|------|--------|------|-------|-------|---------------|
| | 10 | | 12-1/2 | | 15 | | |
| ADE3- | 13 | | 14 | | 15 | | |
| Grms, Loss | 13.4 | 18.9 | 10.1 | 12.4 | 18.0 | 21.1 | 131 |
| % Loss | 2.54 | 3.61 | 1.94 | 2.34 | 3.37 | 3.96 | 24.76 |
| Efficiency | 89.7 | 85.4 | 92.2 | 90.5 | 86.39 | 84.00 | |
| Avg. Eff. | 87.6 | | 91.4 | | 85.2 | | |

Standard samples were made. One (1) hour after they were made they were grooved in the moist room. Grooves were two (2) inches on centers about 1/4" to 5/16" in depth. Samples still had water on the surface at the time they were to be coated, so they were air dried with a fan to get rid of the surface water.

DISPOSITION:

Signed 
Testing Engineer

Iowa Department of Transportation

Curing Compound
J. Roland
M. Jennings

MATERIALS DEPARTMENT

TEST REPORT — MISCELLANEOUS MATERIALS

AMES LABORATORY

Material Curing Compound Laboratory No. ADE3-16-18

Intended Use Curing check on textured concrete

County _____ Proj. No. _____

Producer Dayton Superior Contractor _____

Source _____

Unit of Material Curing was a combination of 1982 test samples

Sampled by Mixed by Ames Lab Sender's No. _____

Date Sampled 2-82 Date Rec'd 3-9-83 Date Reported 3-9-83

Rate Sq. yds./ Gal.

24 Hrs.

| | 10 | 12-1/2 | 15 | Pilot |
|------------|------|--------|------|-------|
| | 16 | 17 | 18 | None |
| ADE3- | | | | |
| Grms, Loss | 22.6 | 21.6 | 20.8 | 34.6 |
| % Loss | 4.22 | 4.04 | 3.87 | 6.47 |
| Efficiency | 84.2 | 84.8 | 85.5 | 75.7 |
| Avg. Eff. | 84.5 | 80.6 | 87.9 | 89.9 |

Standard samples were made. Two and one half (2-1/2) hours after they were made the surface was raked with a fine screen and grooved in the moist room. Grooves were two (2) inches on centers, about 1/4" to 5/16" in depth. Samples still had water on the surface at the time they were to be coated, so they were air dried with a fan to get rid of the surface water.

DISPOSITION:

Signed 
Testing Engineer

Iowa Department of Transportation

Curing Compound
J. Roland
M. Jennings

MATERIALS DEPARTMENT

TEST REPORT — MISCELLANEOUS MATERIALS
AMES LABORATORY

Material Curing Compound Laboratory No. ADE3-20-22
 Intended Use Curing Check on Textured Concrete
 County _____ Proj. No. _____
 Producer W. R. Meadows Contractor _____
 Source _____
 Unit of Material Curing was a combination of 1982 test samples.
 Sampled by Mixed by Ames Lab. Sender's No. _____
 Date Sampled 2/82 Date Rec'd 3/17/83 Date Reported 3/18/83

Rate Sq. Yds./Gal.

| 24 Hrs. | Rate Sq. Yds./Gal. | | | | | | Pilot None |
|-----------------|--------------------|------|------|------|------|------|---------------|
| | 10 | | 12½ | | 15 | | |
| Lab. No., ADE3- | 20 | | 21 | | 22 | | |
| Grms. Loss | 30.3 | 30.5 | 18.3 | 26.8 | 15.7 | 18.2 | 129 |
| % Loss | 5.59 | 5.66 | 3.36 | 4.94 | 2.89 | 3.35 | 24.02 |
| Efficiency | 76.7 | 76.4 | 86.0 | 79.4 | 88.0 | 86.0 | |
| Avg. Efficiency | 76.6 | | 82.7 | | 87.0 | | |

Standard samples were made. Three (3) hours after they were made the surface was grooved in the moist room. The grooves were 3/4" on centers 1/16 to 1/8" in depth. Samples still had water on the surface at the time they were to be coated, so they were air dried with a fan to get rid of the surface water.

DISPOSITION:

Signed 
Testing Engineer

Iowa Department of Transportation

Curing Compound

MATERIALS DEPARTMENT

J. Roland

M. Jennings

TEST REPORT — MISCELLANEOUS MATERIALS

AMES LABORATORY

Material Curing Compound Laboratory No. ADE3-23-25

Intended Use Curing Check on Textured Concrete

County _____ Proj. No. _____

Producer W. R. Meadows Contractor _____

Source _____

Unit of Material Curing was a combination of 1982 test samples.

Sampled by Mixed by Ames Lab. Sender's No. _____


Date Sampled 2/82 Date Rec'd 3/17/83 Date Reported 3/18/83

| 24 Hrs. | Rate Sq. Yds./Gal. | | | | | | Pilot None |
|-----------------|--------------------|------|------|------|------|------|---------------|
| | 10 | 12½ | 15 | 18 | 21 | 24 | |
| Lab. No., ADE3- | 23 | 24 | 25 | | | | |
| Grms. Loss | 37.7 | 41.5 | 47.5 | 43.5 | 49.3 | 43.0 | 148 |
| % Loss | 7.05 | 7.73 | 8.88 | 8.19 | 9.11 | 7.96 | 28.03 |
| Efficiency | 74.8 | 72.4 | 68.3 | 70.8 | 67.5 | 7.16 | |
| Avg. Efficiency | 73.6 | | 69.6 | | 69.5 | | |

Standard samples were made. Three (3) hours after they were made the surface was raked with a fine screen and then grooved in the moist room. The grooves were 3/4" on centers and 1/16 to 1/8" in depth. Samples still had water on the surface at the time they were to be coated, so they were air dried with a fan to get rid of the surface water.

DISPOSITION:

Signed



Testing Engineer

Iowa Department of Transportation

Curing Compound
J. Roland
M. Jennings

MATERIALS DEPARTMENT

TEST REPORT — MISCELLANEOUS MATERIALS
AMES LABORATORY

Material Curing Compound Laboratory No. ADE3-26-28
 Intended Use Curing Check on Textured Concrete
 County _____ Proj. No. _____
 Producer W. R. Meadows Contractor _____
 Source _____
 Unit of Material Curing was a combination of 1982 test samples.
 Sampled by Mixed by Ames Lab. Sender's No. _____
 Date Sampled 2/82 Date Rec'd 3/17/83 Date Reported 3/18/83


| | Rate Sq. Yds./Gal. | | | | | | Pilot None |
|-----------------|--------------------|------|------|------|------|------|---------------|
| | 7½ | 10 | 15 | 20 | 25 | 30 | |
| 24 Hrs. | | | | | | | |
| Lab. No., ADE3- | 26 | 27 | 28 | | | | |
| Grms. Loss | 18.2 | 34.2 | 46.9 | 32.9 | 47.0 | 43.7 | |
| % Loss | 3.42 | 6.43 | 8.82 | 6.20 | 8.86 | 8.20 | |
| Efficiency | 87.3 | 76.1 | 67.2 | 71.6 | 67.0 | 69.5 | |
| Avg. Efficiency | 81.7 | | 69.4 | | 68.3 | | |

Standard samples were made and cured in the moist room. At the time they were to be coated they still had water on the surface. They were air dried with a fan. When surface water was gone they were raked with a fine screen and then grooved. The grooves were 3/4" on centers and 1/16 and 1/8" in depth. Then the samples were coated.

Note: The surface at the time they were grooved was too hard.

DISPOSITION:

Signed



Testing Engineer

Iowa Department of Transportation

Curing Compound
J. Roland
M. Jennings

MATERIALS DEPARTMENT

TEST REPORT — MISCELLANEOUS MATERIALS
AMES LABORATORY

Material Curing Compound Laboratory No. ADE3-29-31

Intended Use Curing check on Textured Concrete

County _____ Proj. No. _____

Producer W. R. Meadows Contractor _____

Source _____

Unit of Material Curing was a combination of 1982 test samples.

Sampled by Mixed by Ames Lab. Sender's No. _____

Date Sampled 2/82 Date Rec'd 3/17/83 Date Reported 3/21/83

| 24 Hrs. | Rate Sq. Yds./Gal. | | | | | | Pilot None |
|-----------------|--------------------|-------|-------|-------|-------|-------|---------------|
| | 7½ | 10 | 15 | 20 | 25 | 30 | |
| Lab. No. ADE3- | 29 | 30 | 31 | | | | |
| Grms. Loss | 50.8 | 59.1 | 47.4 | 37.3 | 53.3 | 67.1 | 143 |
| % Loss | 9.98 | 11.91 | 9.93 | 7.24 | 10.37 | 13.18 | 29.24 |
| Efficiency | 65.87 | 59.26 | 66.04 | 75.24 | 64.53 | 54.92 | |
| Avg. Efficiency | 62.56 | 70.6 | 59.7 | | | | |

Standard samples were made and cured at room conditions until the surface water was gone, about 3 hours. The surface was then raked and grooved. Grooves were 3/4" center to center about 1/16" to 3/16" in depth. Samples were then placed in the moist room for (1) hour. Samples were then sealed and coated.

DISPOSITION:

Signed 
Testing Engineer

Iowa Department of Transportation

MATERIALS DEPARTMENT

TEST REPORT — MISCELLANEOUS MATERIALS

AMES LABORATORY

Curing Compound
~~J. Roland~~
M. Jennings

Material Curing Compound Laboratory No. ADE3-36-38
 Intended Use Curing Check on Textured Concrete
 County _____ Proj. No. _____
 Producer W. R. Meadows Contractor _____
 Source _____
 Unit of Material Curing was a combination of 1982 test samples.

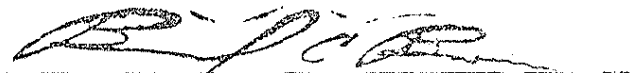
 Sampled by Mixed by Ames Lab. Sender's No. _____
 Date Sampled 2/82 Date Rec'd 3/31/83 Date Reported 4/1/83

| | Rate Sq. Yds./Gal. | | | | | | Pilot None |
|-----------------|--------------------|------|------|------|------|------|---------------|
| | 7-1/2 | 10 | 15 | 18 | 21 | 24 | |
| 24 Hrs. | | | | | | | |
| Lab. No. ADE3- | 36 | 37 | 38 | | | | |
| Grms. Loss | 19.4 | 18.1 | 14.4 | 14.4 | 12.6 | 18.0 | 181 |
| % Loss | 3.71 | 3.49 | 2.75 | 2.75 | 2.30 | 3.54 | 33.09 |
| Avg. Efficiency | 89.1 | 92.3 | 91.2 | | | | |

Standard samples were made in ASTM curing pans and cured to room conditions until the surface water was gone, about 1½ to 2 hours. The surface was then grooved with a tool used in the field to groove pavement surfaces. Surface water returned after grooving. Samples had to set until surface water was gone 1/2 to 1 hour. The samples were then sealed and coated.

DISPOSITION:

Signed



Testing Engineer

MATERIALS DEPARTMENT
TEST REPORT — MISCELLANEOUS MATERIALS
AMES LABORATORY


Material Curing Compound Laboratory No. ADE3-49-54
 Intended Use Curing Check on Textured Concrete
 County _____ Proj. No. _____
 Producer W. R. Meadows Contractor _____
 Source _____
 Unit of Material Curing was a combination of 1982 test samples.
 Sampled by Mixed by Ames Lab. Sender's No. _____
 Date Sampled 2/82 Date Rec'd 4/15/83 Date Reported 4/18/83

| | Rate Sq. Yds./Gal. | | | | | | Pilot |
|-----------------|--------------------|------|------|------|------|-------|-------|
| | 7½ | | 10 | | 15 | | None |
| Lab. No. ADE3- | 49 | | 50 | | 51 | | |
| Grams Loss | 17.4 | 26.7 | 41.3 | 32.8 | 30.7 | 27.7 | 161 |
| % Loss | 3.36 | 5.23 | 7.94 | 6.56 | 5.56 | 5.44 | 32.07 |
| Avg. Efficiency | 86.6 | | 77.4 | | 82.8 | | |
| Lab. No. ADE3- | 52 | | 53 | | 54 | | |
| Grams Loss | 26.3 | 17.7 | 37.5 | 30.7 | 46.6 | 57.7 | 144 |
| % Loss | 5.08 | 3.66 | 7.56 | 6.16 | 9.36 | 11.18 | 28.35 |
| Avg. Efficiency | 84.6 | | 75.8 | | 63.8 | | |

Slabs were made and treated the same as ADE3-36-38

DISPOSITION:

Signed



Testing Engineer