

**Department of Commerce
Iowa Utilities Board**

**PERFORMANCE
REPORT**

Performance Results Achieved
for Fiscal Year 2007

TABLE OF CONTENTS

SECTION	PAGE
<u>INTRODUCTION.....</u>	<u>1</u>
<i>Guiding Principles/Core Values.....</i>	<i>2</i>
<u>AGENCY OVERVIEW.....</u>	<u>3</u>
<u>STRATEGIC PLAN RESULTS.....</u>	<u>4</u>
<i>Goal # 1.....</i>	<i>4</i>
<i>Goal # 2.....</i>	<i>5</i>
<u>STRATEGIC PLAN RESULTS.....</u>	<u>5</u>
<i>Goal # 3.....</i>	<i>6</i>
<u>PERFORMANCE PLAN RESULTS.....</u>	<u>7</u>
<i>Core Function.....</i>	<i>7</i>
<u>PERFORMANCE PLAN RESULTS.....</u>	<u>8</u>
<i>Services, Products, and Activities in the Regulation and Compliance Core Function.....</i>	<i>14</i>
<i>Core Function.....</i>	<i>31</i>
<i>Services, Products and Activities in the Resource Management Core Function.....</i>	<i>31</i>
<u>RESOURCE REALLOCATIONS.....</u>	<u>35</u>
<u>AGENCY CONTACTS.....</u>	<u>36</u>

INTRODUCTION

The Iowa Utilities Board (IUB) is pleased to present its performance report for fiscal year 2007 (July 1, 2006 - June 30, 2007). The report highlights the services the IUB provided to Iowans, along with results achieved to ensure reliability, and to improve and expand utility service infrastructure in Iowa. This information is provided in accordance with the State of Iowa Accountable Government Act, Iowa Code chapter 8E.

The two basic business functions of the IUB are utility regulation and compliance, and resource management. This report covers performance information for both of these areas.

An important measure of service to the citizens of Iowa deals with complaint resolution. The percentage of customer complaints against utilities resolved within 90 days has increased from 83 percent in fiscal year 2000, to consistently be over 94 percent in fiscal years 2003 through 2007.

The agency continues to address a number of key strategic challenges. The average cost per kilowatt hour of electricity in Iowa has consistently been less than the national average. While the average cost of natural gas in Iowa has also been below the national average for all but the largest users, the rise in cost of natural gas has been of concern for several years running. Once again, the IUB is leading the Iowa Weatherization challenge, an initiative to reduce the state's energy use, in part, by helping Iowans prepare for projected high winter heating bills and lessen their impact. The IUB is working with local community organizations across Iowa to help weatherize homes for Iowa's low-income families, elderly, disabled individuals, and others needing assistance in their community. The energy efficiency programs, which our Iowa utilities have offered for years, are also an important key to helping the Midwest curb demand for electricity and natural gas.

In the telecommunications arena, new technologies have been designated as competitive with traditional landline phones, thereby changing the traditional regulatory model for telecommunications service. By carefully maintaining and managing our personnel assets, the IUB is able to adapt to the changing regulatory environment, while promoting regulatory practice in the best interests of Iowans. In order to meet these challenges, the IUB is involved in national and regional regulatory activities, and maintains a skilled technical and legal staff.

The mission and vision of the IUB is tied to the State's priority area of "energy efficiency and a clean environment." The IUB's role of ensuring Iowans reasonably priced, reliable, and safe utility services in an environmentally conscious manner supports economic growth and opportunity while responsibly maintaining our beautiful state.

John Norris
Chairman

Krista Tanner
Board member

Darrell Hanson
Board member

AGENCY OVERVIEW

The Iowa Utilities Board (IUB), an independent division of the Iowa Department of Commerce, regulates the rates and services of electric, natural gas, telephone, and water utilities in the state.

The agency culture is focused on public service, as reflected in the agency's **mission statement**:

The IUB regulates utilities to ensure that reasonably priced, reliable, and safe utility services are available to all Iowans, supporting economic growth and opportunity.

The agency's **vision statement** defines the agency's direction:

The IUB will continue to be a nationally recognized leader in utilities regulation to assure:

- *Consumers receive the best value in utility services.*
- *Utilities receive an opportunity to earn a fair return on their investment in regulated services.*
- *Services are provided in a safe, reliable, and environmentally conscious manner.*
- *Economic growth is supported by ensuring utility services adequate to meet new customer demand.*
- *Consumers have access to the information they need to make informed choices about their utility services.*
- *Competitive markets develop where effective.*
- *All market participants receive fair treatment.*

Guiding Principles/Core Values

The IUB has four core organizational values in the fulfillment of agency duties:

Responsibility
Integrity
Fairness
Responsiveness to Customers

Key Services and Products of the IUB include:

- Review of utility rates and service quality.
- Issuance of:
 - Pipeline permits.
 - Electric line franchises.
 - Electric Generation Certificates.
 - Certificates authorizing construction of new utility infrastructure.
 - Telecommunication Certificates.
- Inspection of utility facilities for compliance with safety and service quality objectives.
- Acts as agent for the federal Department of Transportation in pipeline safety matters.
- Intervention in federal regulatory cases affecting Iowans.
- Representing Iowa's interests in national and regional activities in the utility industry.
- Approval and monitoring of utility energy efficiency plans.
- Administration of two programs that provide telephone accessibility to people who are deaf, hard of hearing, or speech impaired.
- Responding to thousands of utility customer calls and letters each year.
- Creating and distributing informational brochures.

AGENCY OVERVIEW

- Conducting public comment hearings.
- Working with members of the media.
- Keeping and managing official agency records.
- Billing utilities for services provided.
- Accounting.

The IUB's two **primary customer groups** are utility consumers and utility companies. The agency also considers utility associations, federal agencies, regulatory agencies in other states, other State of Iowa agencies, and all Iowans to be its customers and stakeholders.

The decisions, reports, and resolutions issued by the IUB are distributed via numerous methods, including public meetings, U.S. mail, e-mail, news releases, and the IUB Web site.

The agency's key supplier/customer partnering relationships include utility companies, customer groups, and various regulatory organizations nationwide. The IUB communicates with these stakeholders through various mechanisms, including informal meetings, formal hearings and filings, conferences, phone calls, mail and e-mail, news releases, and the IUB Web site. Through their participation in IUB processes, the stakeholders provide information that helps the Board members to make balanced decisions.

The Iowa Utilities Board is an independent, quasi-judicial agency. The three Board members are appointed by the Governor and confirmed by the Senate. Although not currently on the Board, Diane Munns and Curt Stamp served as Board members during FY

2007. Current Board member, Darrell Hanson, started his term on the Board post FY 2007. The IUB is one of six autonomous divisions under the umbrella of the Department of Commerce. The chairman of the IUB serves as the division administrator and chief executive officer.

The agency is organized into eight sections: Customer Service; Energy (electricity, natural gas, and water); Telecommunications; Safety and Engineering; Policy Development; General Counsel; Records and Information; and Accounting and Assessments. In FY 2007, the IUB had 71 employees, including the three Board members. Seventy percent of the staff is covered by the American Federation of State, County and Municipal Employees (AFSCME) contract.

The IUB offices are located at 350 Maple Street, east of the Des Moines River, and several blocks from the Capitol. During the 2006 legislative session, authority was granted for the IUB and the Consumer Advocate Division of the Iowa Department of Justice to build a model energy efficient building to house the two divisions. Work progresses on this exciting effort to have a model of working technologies for the citizens of Iowa to tour while visiting the Capitol Complex.

The IUB is entirely funded by the industries it regulates. In FY 2007, the agency's expenditures were \$7.43 million.

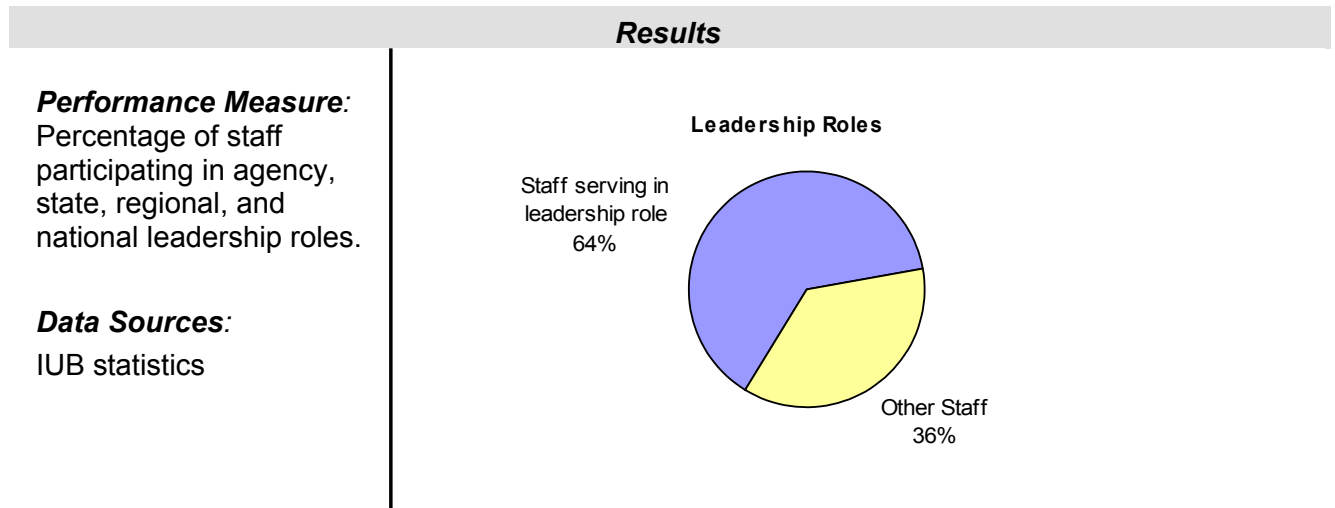
STRATEGIC PLAN RESULTS

Key Strategic Challenges and Opportunities:

Goal # 1

The Iowa Utilities Board will prepare its staff for leadership roles within the agency and in the state, regional, and national regulatory communities.

Strategy: Continue to identify and pursue leadership opportunities available to staff members. Maintain a list of staff leadership activities and recognition of staff participating in those roles.



Data reliability: Each section manager records his or her staff's leadership participation and the results are compiled for the agency. Examples of leadership roles served by staff members include representing the Board on national and regional regulatory committees, serving as internal team leaders, and working with others in state government to facilitate enterprise wide efforts.

What was achieved: The results show that IUB staff participation in leadership roles grew from 56% in fiscal year 2006 to over 64% in fiscal year 2007.

Analysis of results: By holding positions of leadership in agency, state, regional and national regulatory groups, IUB staff members directly represent Iowan's best interests in discussions of regulatory policy. Despite being a medium to smaller sized regulatory agency in the United States, Iowa is looked upon as a leader.

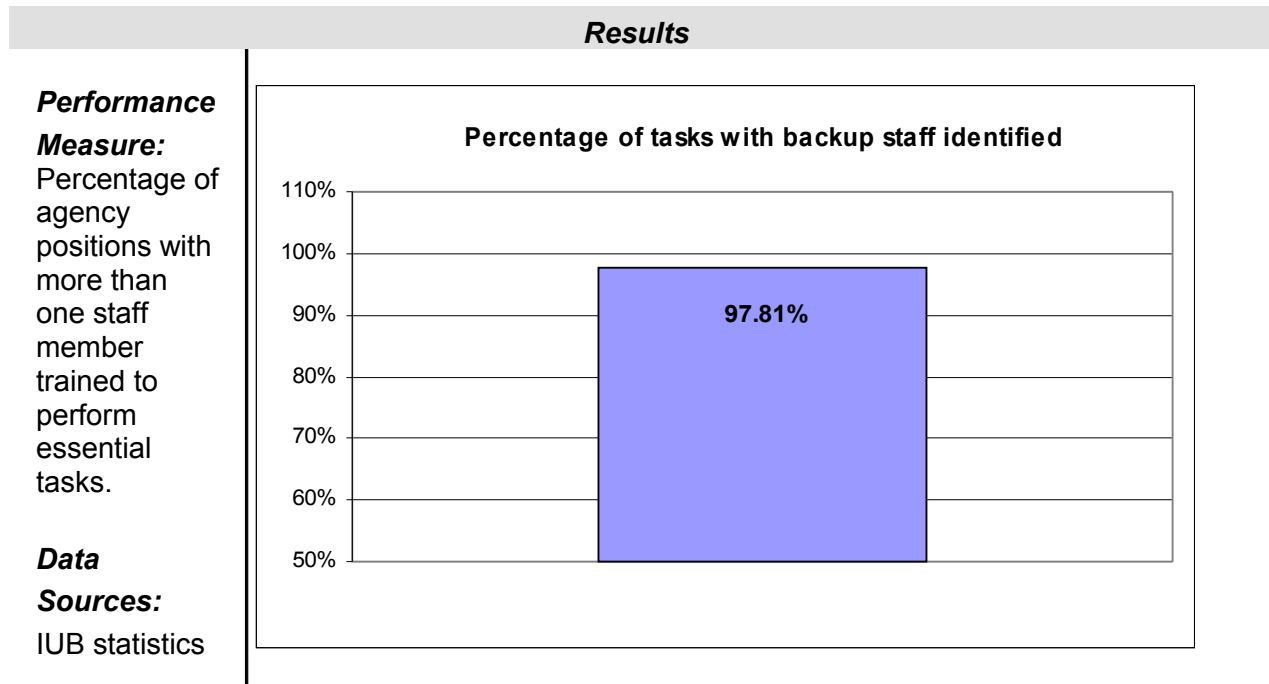
Link(s) to Enterprise Plan: None.

STRATEGIC PLAN RESULTS

Goal # 2

The Iowa Utilities Board will prepare for staff succession in a manner that will maintain competency, accountability, and the professionalism of the agency when tenured staff departs.

Strategy: Prepare for changes in staffing by implementing cross training, position aids, and process and procedure manuals.



Data reliability: The IUB leadership team is responsible for compiling the data.

What was achieved: A small gain was made in fiscal year 2007, as we inch closer to our goal of 100 percent.

Analysis of results: Job sharing and tag team working relationships have been established by the Board's leadership team to ensure coverage on a daily and long-term basis. Challenges include depth of staff in highly technical and specialized areas of analysis, and fewer applicants for open positions.

Link(s) to Enterprise Plan: None.

STRATEGIC PLAN RESULTS

Goal # 3

Increase Iowans' awareness of Iowa Utilities Board services, informational resources, and responsibilities.

Strategy: Increased awareness and visibility among the citizens of Iowa and the Midwest.

<i>Results</i>			
<p>Performance</p> <p>Measure: Number of public comment/educational forums held and the public participation in those forums. Benchmark polling of public awareness as resources permit.</p> <p>Data Sources: IUB statistics</p>			
	Public Forums	Number Held	Total Attendance
	Consumer Comment Hearings	No rate increase cases	Not Applicable
	Fall Customer Service Meetings	9	344
	Telephone Customer Service Meetings	3	60

Data reliability: The IUB Customer Service team is responsible for compiling the data.

What was achieved: Consumer comment hearings allow customers to be heard and are scheduled in major cases of documented consumer interest. The tradition of Fall Customer Service meetings continued, providing utility customer service staff and staff from help organizations that assist customers with information about and updates on new and existing Board rules, the winter moratorium, and other customer issues. In 2005, telephone customer service meetings were introduced as a new educational effort focused on providing senior citizens information about phone service, low-income telephone assistance, and the services of the IUB.

Analysis of results: Iowans were given an opportunity to be heard by the IUB. New opportunities for the public to learn about the IUB and the services we offer have been launched. Benchmark polling of public awareness has not commenced.

Link(s) to Enterprise Plan: None.

PERFORMANCE PLAN RESULTS

Core Function

Name: Regulation and Compliance

Description: Utility Regulation as directed by Iowa Code chapter 476, 476A, 478, 479, 479A, 479B, and 477C.

Why we are doing this: Traditionally, public utility services have been considered natural monopolies, primarily because of economies of scale and safety considerations. Where monopoly utility markets exist, the Iowa Utilities Board fulfills its statutory duties by balancing utility consumer's needs for reliable, safe, and adequate services with the utilities' need to have an opportunity to earn a reasonable return on investment in infrastructure. In the telecommunications area, the IUB has a statutory duty to investigate and determine when a regulated communications service is subject to effective competition and can be deregulated. As competitive markets have emerged, the IUB has been a leader in change. The IUB has identified the following desired outcomes of regulation:

1. Minimizing the number of accidents or incidents caused by improper operation or maintenance of utility facilities.
2. Regulated utility services are offered at a fair price.
3. Reliable utility service is available for Iowans to run their businesses and households.

What we're doing to achieve results: An additional safety inspector was added to the IUB safety inspector team in fiscal year 2006; the fully staffed team conducts routine inspections of electrical lines and natural gas pipelines, ensuring that safety standards are met.

Where traditional regulation is necessary, the IUB continues to regulate. Where regulation is no longer necessary, the IUB has deregulated. The IUB has deregulated single telecommunications line flat-rate local exchange service in 40 Iowa exchanges where effective competition was found. The IUB is involved in regional and national groups to ensure Iowan's best interests are protected in an evolving utility market structure.

PERFORMANCE PLAN RESULTS

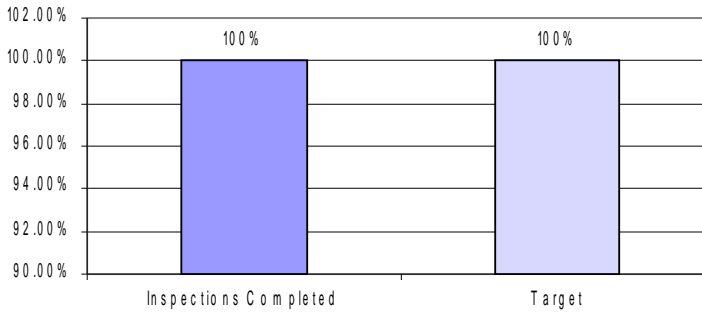
Results

Performance Measure:
Percent of scheduled inspections of Iowa utility facilities completed within a year.

Performance Target:
Establish baseline and maximize. Goal 100%.

Data Sources:
IUB Safety & Engineering Section.

Percent of Scheduled Inspections Completed During FY07



Data reliability: The IUB Safety and Engineering Section schedules the inspections in advance and tracks the progress.

Why we are using this measure: Physical inspection of utility facilities ensures that safety codes and standards have been followed and implemented. It's important for reliability of service and to the overall safety of the system and thus the State.

What was achieved: 100% of the necessary and scheduled inspections were completed.

Analysis of results: The inspection staff has consistently completed the scheduled safety and compliance reviews.

Factors affecting results: Having a full inspection staff is critical to completing the necessary inspections within a year.

Resources used: The IUB inspector team is funded in part by the federal Office of Pipeline Safety.

PERFORMANCE PLAN RESULTS

Results

Performance Measure:

Number of accidents per year reported by electric and gas utilities.

Performance Target:

Establish baseline and monitor.

Data Sources:

Utility reports to IUB.

Accidents Reported by Utility Companies in FY07	
Natural Gas	8
Electricity	7

Data reliability: The Safety and Engineering Section compiles the information from reports submitted by the electric and gas utilities in Iowa.

Why we are using this measure: Following safety standards and codes and maintaining utility facilities will help to minimize accidents and keep Iowa citizens safe.

What was achieved: The total number of reported accidents remains within a close range: 15 in FY 2007; 19 in FY 2006; 15 in FY 2005; and 16 in FY 2004.

Analysis of results: The number of accidents by industry fluctuates from year to year, but the total number of accidents has been relatively constant. While information gained from the reports can benefit Iowans, everyone's goal is to minimize the number of accidents.

Factors affecting results: Relies on accurate and complete reporting by the utilities.

Resources used: IUB Safety and Engineering staff.

PERFORMANCE PLAN RESULTS

Results

Performance Measure:

All Sectors average price of electricity for Iowa versus national average as determined by Energy Information Administration (EIA).

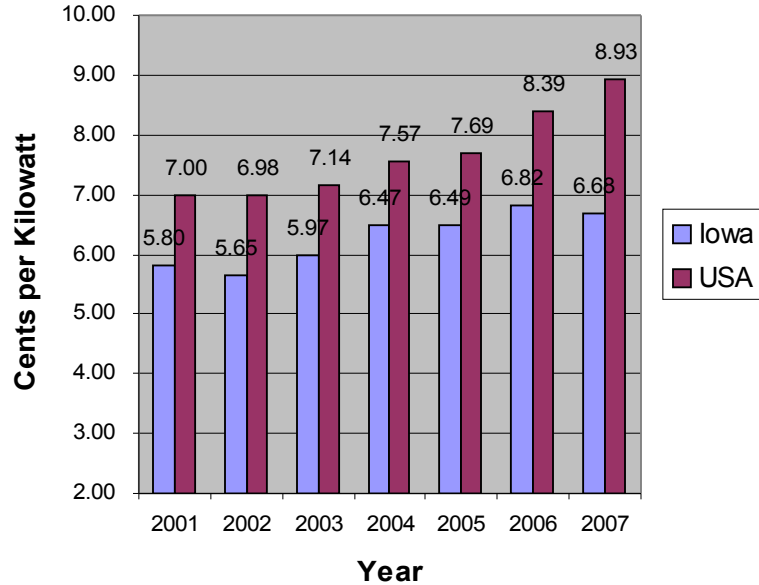
Performance Target:

Track. Set Benchmarks, study variances.

Data Sources:

EIA

EIA Reported Average Electricity Prices



Data reliability: EIA is the independent statistical and analytical agency within the U.S. Department of Energy.

Why we are using this measure: The IUB is tracking the information and studying variances as one indicator of whether Iowa's rates fairly balance customer expectations of quality and reliable service with utility company opportunities to earn a reasonable return on investment. The Board makes utility rate decisions based on a wealth of detailed information. This is one of many statistics available to gauge Iowa's electric rate environment.

What was achieved: The eight-year period results show that Iowa's average price of electricity is below the national average.

Analysis of results: While the results shown are averages and will not necessarily equal the actual rate per kilowatt-hour charged by the numerous utility companies serving various customer classes in Iowa, they do show an overall healthy relationship to national averages.

Factors affecting results: Each utility's rate structures vary by type of service, so it is difficult to obtain a true kilowatt-hour-to-kilowatt-hour comparison.

Resources used: IUB staff members gather data from EIA's website.

PERFORMANCE PLAN RESULTS

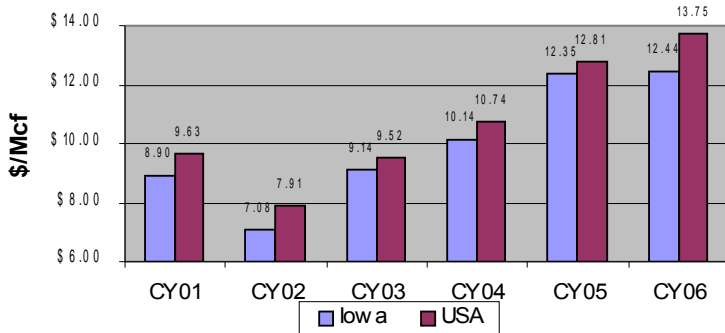
Results

Performance Measure:
Average price of Natural Gas delivered to low a's, by class of service, compared to national averages as determined by EIA.

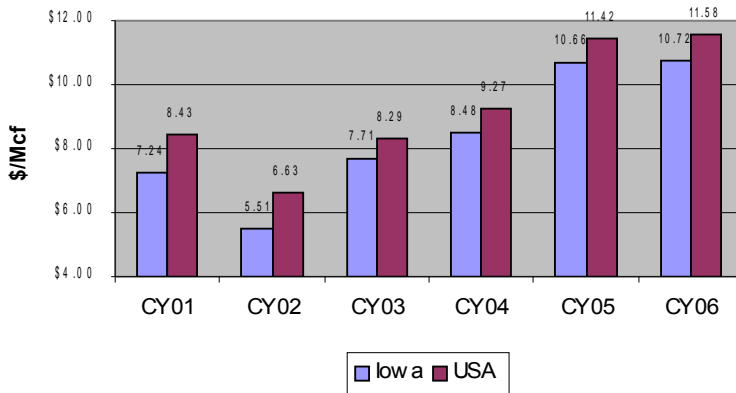
Performance Target:
Track. Set Benchmarks, study variances.

Data Sources:
EIA

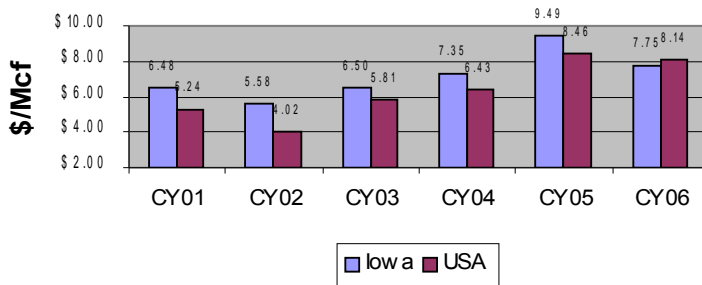
EIA Reported Average Natural Gas Prices Residential Customer Class



EIA Reported Average Natural Gas Prices Commercial Customer Class



EIA Reported Average Natural Gas Prices Industrial Customer Class



Data reliability: EIA is the independent statistical and analytical agency within the U.S. Department of Energy.

Why we are using this measure: Natural gas commodity prices have been high and volatile over the last several years and the IUB has encouraged regulated companies to develop business practices that help moderate the effects of these conditions on

PERFORMANCE PLAN RESULTS

consumer bills. The IUB is tracking the information and studying variances as one indicator of whether Iowa's rates fairly balance customer expectations of quality and reliable service with utility company opportunities to earn a reasonable return on investment. The Board makes utility rate decisions based on a wealth of detailed information; this is one of many statistics available to gauge Iowa's natural gas rate environment.

What was achieved: The results show that for residential and commercial customers, Iowa averages have been below or very close to the national averages for the seven-year period shown. Iowa's industrial gas rates have been higher than the national average, until 2007.

Analysis of results: While the results shown are averages and will not necessarily equal the actual rate per ccf charged by the numerous gas utility companies serving various customer classes in Iowa, they do generally show a healthy relationship to national averages. Iowa has allowed industrial and large commercial natural gas customers to choose their natural gas commodity suppliers for many years. While the IUB has relatively little input into those processes and their financial results for those customers, the IUB does evaluate such information to remain able to advise state leadership of the relative competitive status of such companies, vis-à-vis their energy costs.

Factors affecting results: Each utility's rate structures vary by type of service, so it is difficult to obtain a true ccf-to-ccf comparison. (Note: Natural gas is measured by volume. A ccf is 100 cubic feet of natural gas. An Mcf is 1,000 cubic feet.)

Resources used: IUB staff members gather data from EIA's website.

PERFORMANCE PLAN RESULTS

<i>Results</i>	
<p>Performance Measure: Percent of peak alert days where load is met by mechanisms in place.</p> <p>Performance Target: Establish baseline for gas & electric and maximize. Goal of 100%.</p> <p>Data Sources: Iowan's gas & electric utility companies.</p>	<p>Peak Alerts Met with Current Mechanisms in FY07</p> <p>100%</p> <hr/>

Data reliability: The data is reported by the utilities and compiled by the Energy Section of the IUB.

Why we are using this measure: The public expects and economic development demands reliable energy sources. This is a measure of service availability under high demand load conditions.

What was achieved: Consumer load was met with mechanisms in place.

Analysis of results: Utility companies issue notice to their customers when they project the system will be at or over capacity and brownouts or gas supply shortages could result. Consumers are encouraged to limit usage during highest peak demand times. Mechanisms in place to remedy electric peak load include voluntary customer shifting of use to later evening, early morning; interruption of service to customers whose rates are based on their agreement to be interrupted; purchase of additional capacity; and starting up additional generation service units whose cost to run is higher than the units used to serve normal loads. Mechanisms in place to remedy gas peak load include interruption of service to customers whose rates are based on their agreement to be interrupted; use of natural gas placed in storage; and additional purchases of natural gas on the spot market.

Factors affecting results: Weather, unplanned base load plant outages.

Resources used: Data is compiled by the IUB's Energy Section.

PERFORMANCE PLAN RESULTS

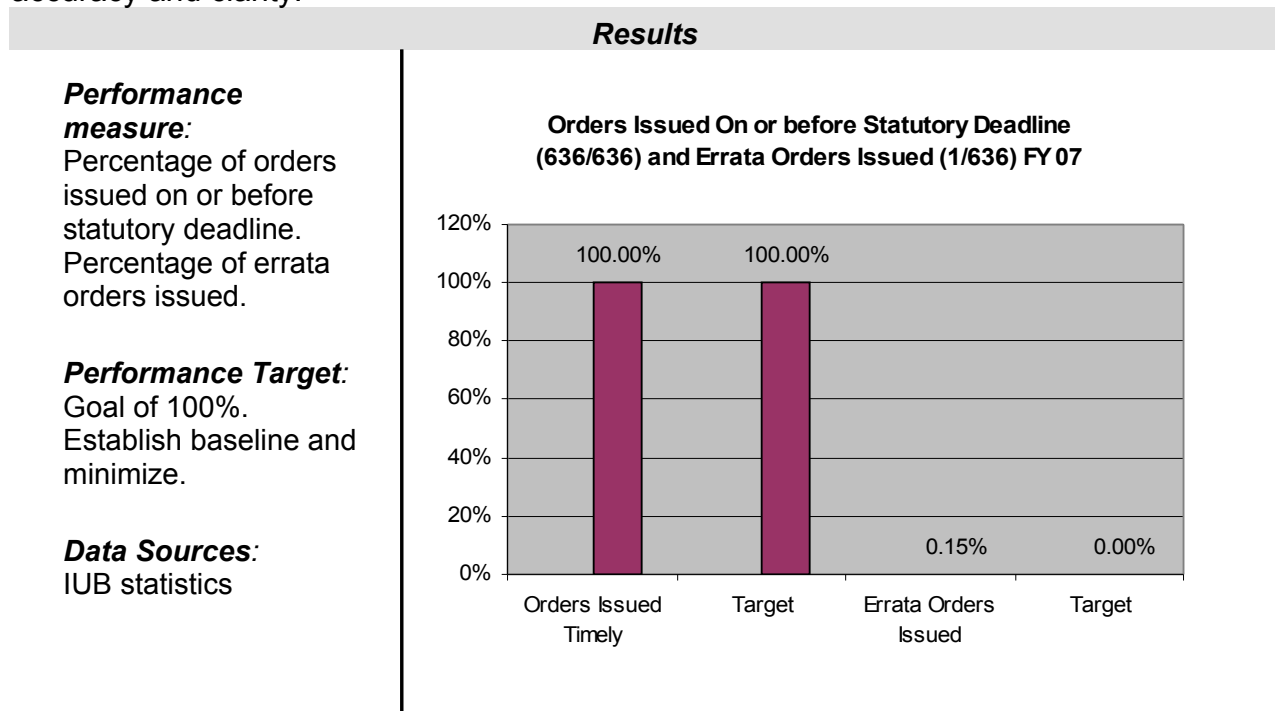
Services, Products, and Activities in the Regulation and Compliance Core Function

Name: Prepare, sign and issue Board decision orders in a timely manner.

Description: Board decision orders are the mechanism by which the Board renders its official decisions.

Why we are doing this: To ensure the Board’s decisions are issued on a timely and accurate basis.

What we're doing to achieve results: Diligently tracking due dates and order status to insure that timelines are met. Multiple staff members review the orders to help insure accuracy and clarity.



Data reliability: The IUB administrative support staff compiles this data.

Why we are using this measure: To ensure the Board’s decisions are issued on a timely and accurate basis.

What was achieved: The goal of all decisions being issued on a timely basis was accomplished. One order, out of 636 issued, was an errata order issued to correct an error in an earlier order.

Analysis of results: The Board is meeting its timeliness and accuracy goals for rendering decisions.

Factors affecting results: Some cases before the IUB have statutory timelines. The workflow must be controlled within the timelines set by statute.

Resources used: Numerous members of the IUB staff work to ensure that the Board members’ decision orders are issued.

PERFORMANCE PLAN RESULTS

Name: Represent lowan's best interests on regulatory issues at the regional and national level.

Description: Board Members serve on committees at the regional and national level.

Why we are doing this: To ensure the best interests of lowan's are represented in the evolving utility industry.

What we're doing to achieve results: Using our personnel and monetary resources as efficiently as possible.

PERFORMANCE PLAN RESULTS

<i>Results</i>	
<p>Performance Measure: Percentage of Board members holding positions in national regulatory organizations.</p> <p>Performance Target: Goal of 100%.</p> <p>Data Sources: IUB statistics</p>	<p>Examples of appointments (list is not all inclusive):</p> <p>John R. Norris – Chairman Board of Directors, Organization of MISO States (OMS) Secretary, OMS Executive Committee Member, Midwest ISO Advisory Committee Iowa representative, PJM/MISO Joint Board on Security Constrained Economic Dispatch National Assoc. of Regulatory Utility Commissioners (NARUC) Energy Resources and the Environment Committee NARUC Ad Hoc Committee on Education and Research Board of Directors, National Regulatory Research Institute (NRRI) Advisory Board, Center for Global and Regional Environmental Research at the University of Iowa Advisory Board, Iowa Energy Center at Iowa State University</p> <p>Krista Tanner – Board member NARUC Committee on Electricity</p> <p>Curt Stamp – Board member NARUC Representative, North American Numbering Council NARUC Telecommunications Committee NARUC Task Force on Intercarrier Compensation FCC Joint Board on Separations</p> <p>Diane Munns – Board member NARUC President NARUC Committee on Electricity NARUC Executive Committee NARUC Board of Directors Advisory Council, Board of Directors of the Electric Power Research Institute (EPRI) Advisory Council of the New Mexico State University Center for Public Utilities Member, FCC Federal Advisory Committee on Diversity State Regulatory Council Panel Member, National Academy of Sciences Co-chair, National Action Plan for Energy Efficiency Co-Chair, Leadership Group for EPA/DOE Energy Efficiency Action Plan</p>

Data reliability: The data is compiled by the IUB’s administrative staff.

Why we are using this measure: Representation on national and regional organizations ensures Iowans a voice in a constantly changing industry and regulatory

PERFORMANCE PLAN RESULTS

environment.

What was achieved: All individuals that served as Board members during fiscal year 2007 were/are involved in numerous national regulatory organizations.

Analysis of results: Broad coverage of the electric, gas, and telecommunications issues.

Factors affecting results: Openings, recommendations, and invitations to serve on committees and organizations and availability of the Board members.

Resources used: Board member expenses related to meetings are sometimes covered completely or in part by the organization.

PERFORMANCE PLAN RESULTS

Name: Organize and conduct consumer comment hearings, educational meetings, and resources for increasing the public's knowledge of IUB duties and responsibilities.

Description: Consumer comment hearings allow the public to ask questions about a pending rate proceeding. Educational meetings focus on topics of interest to consumers, and agencies that serve consumers. The IUB has numerous informational brochures, such as: Answering Utility Service Questions; Preparing for High Energy Costs; Effective Means of Reducing Energy Costs; Understanding Fees on Telephone Bills; Avoid Telephone Billing and Marketing Deception; and Land Restoration After Pipeline Construction - Your Rights as an Iowa Landowner.

Why we are doing this: The public must have reasonable access to the Board to voice their concerns and receive answers to questions on pending rate cases. Educational meetings and informational brochures help the public understand what we do and how we can assist them.

What we're doing to achieve results: Board staff reviews all consumer comments filed in rate proceedings. An analysis of the geographic origin of the comments is done to determine where and how many comment meetings should be held. Meeting locations are selected based on accessibility and comfort for the participants.

PERFORMANCE PLAN RESULTS

Results

Performance Measure:

Number of comment meetings held in major service areas where there is significant consumer concern over a pending proceeding filed with the Board.

Performance Target:

Comment meetings will be conducted in 100% of cases where significant consumer concern is filed with the Board.

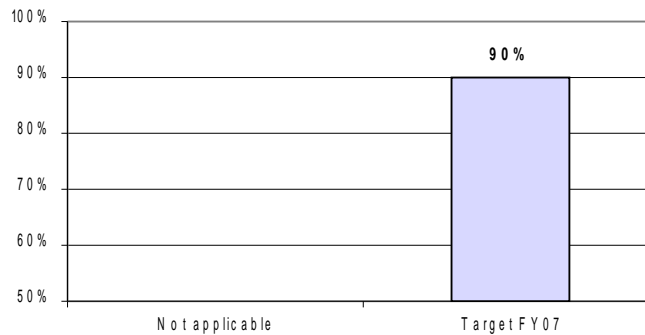
90/60 – Hold comment meetings in locations so that at least 90 percent of the people who have expressed concern have to travel less than 60 miles.

Data Sources:

IUB Customer Service Staff.

Cases with Significant Customer Concern	Customer Comment Meetings held
No rate increase proceedings in FY07	NA

**Commenters Living within 60 Miles of Comment Hearing Site
Interstate Power and Light Company Electric Rate Case FY07**



Data reliability: The data is compiled by the IUB’s Customer Service staff.

Why we are using this measure: This measure is a gauge of our accessibility to the public.

What was achieved: In FY 2007, there were no rate increase proceedings before the Board and no comment hearings were held.

Analysis of results: Iowans have the opportunity to be heard by the IUB.

Factors affecting results: Number of cases filed with the Board, number of objections filed, time considerations.

Resources used: The Customer Service staff organizes these meetings, and conducts Fall Customer Service meetings. Board members, along with technical, legal, and Customer Service staff members, conduct consumer comment hearings.

PERFORMANCE PLAN RESULTS

Name: Assist low-income lowans in obtaining financial assistance with basic telephone service via existing programs.

Description: Lifeline is a plan that assists qualified low-income lowans by providing a monthly credit on their telephone bill.

Why we are doing this: So eligible lowans will be aware of and take advantage of this plan.

What we're doing to achieve results: Working with the Iowa Telephone Association, the Rural Iowa Independent Telephone Association, and assistance organizations to promote program awareness.

Results

Performance Measure:

Percentage of eligible lowans registered for the Lifeline program.

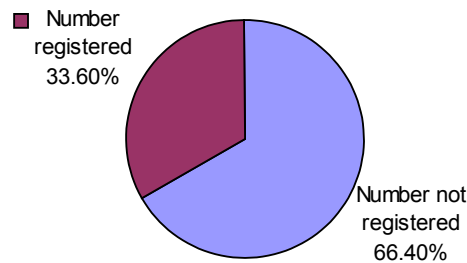
Performance Target:

Establish a baseline using a three-year rolling average of Lifeline registrations using USAC reported numbers; target growth.

Data Sources:

IUB
Telecommunications Section/Lifeline program.

Percent of Eligible lowans Registered for Lifeline Program 202,300 Eligible lowans in Moratorium Year 2006-2007



Data reliability: The data is gathered by the IUB Telecommunications staff from the Universal Service Administration Company (USAC).

Why we are using this measure: This measure is an indication of lowan's awareness and use of the Lifeline program.

What was achieved: Slight but steady increase in registration continues.

Analysis of results: There is educational work to be done to ensure the public is aware of this program and that eligible lowans register.

Factors affecting results: Effectiveness of public awareness programs.

Resources used: IUB staff.

PERFORMANCE PLAN RESULTS

Name: Prompt resolution of customer complaints about utility service.

Description: Assisting utility customers in dispute resolution with the utility companies.

Why we are doing this: This service assists lowans in maintaining their utility service by resolving complaints and ensuring that established utility service rules are being interpreted correctly and carried out.

What we're doing to achieve results: The IUB is reviewing and updating its processes and procedures, providing staff training, and using data tracking to assure that acknowledgement letters and complaint resolution letters are rendered within the goals established.

PERFORMANCE PLAN RESULTS

Results

Performance Measure:

Number of days from receipt of complaint to the referral to a utility for response. Average resolution time for written complaint files.

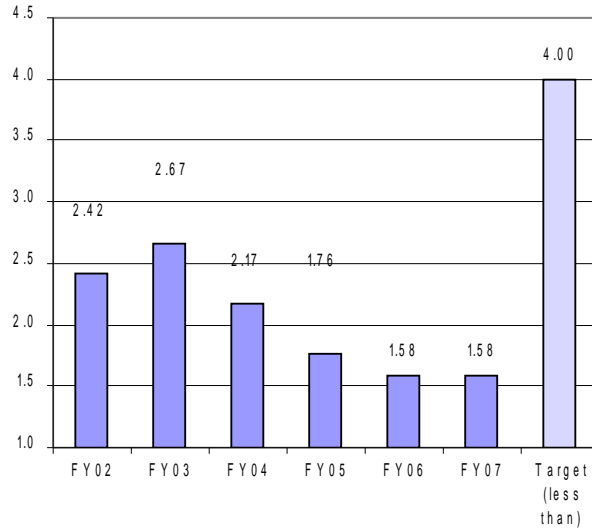
Performance Target:

Acknowledgement and utility referral letters will be sent within four business days of receipt of customer complaint.

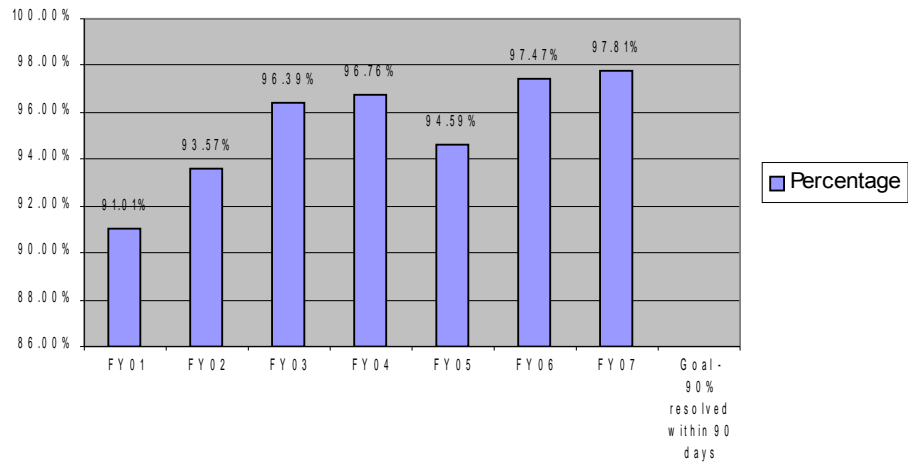
Data Sources:

IUB Customer Service Staff.

Average Number of Days from Receipt of Written Complaint to Referral to Utility for Response



Percentage of complaint resolved within 90 days of receipt



PERFORMANCE PLAN RESULTS

Data reliability: The data is compiled by the IUB Customer Service staff.

Why we are using this measure: Utility consumers look to the IUB for assistance with complaint resolution. Complaints deal with issues such as service disconnections, payment agreements, and credits for unsolicited service billings. Prompt action and resolution of these issues is in everyone's best interest. Timely resolution of informal investigations requires that the utility be notified of the consumer's complaint as soon as possible.

What was achieved: The percentage of customer complaints against utilities resolved within 90 days has increased from 83 percent in fiscal year 2000, to close to or over 94 percent since fiscal year 2002. The IUB has shortened the average number of days from receipt of a written complaint to referral to the utility for response from an average of 3.33 days in 2001 to 1.58 days in fiscal year 2006 and 2007.

Analysis of results: Progress has been positive.

Factors affecting results: Number of complaints filed, difficulty of issues needing resolution, and volume of customer calls incoming to IUB, as the same analysts that staff the phones also handle written correspondence.

Resources used: IUB Customer Service representatives.

PERFORMANCE PLAN RESULTS

Name: Recognize, discuss, and exchange information on regulatory issues affecting the natural gas, electric, and telecommunications industry, as appropriate.

Description: Face to face meetings between the IUB staff and industry personnel.

Why we are doing this: To encourage dialog between industry and staff that will result in timely and appropriate regulatory changes.

What we're doing to achieve results: Communicating.

Results

Performance Measure:

Number of meetings held to discuss issues between staff and industry in a year.

Performance Target:

Establish baseline and hold meetings as appropriate.

Data Sources:

IUB Section Managers.

Number of Meetings Held to Discuss Issues between Staff and Industry in FY07	
Policy Development	198
Telecommunications	109
Energy	136
Customer Service	20
IUB Total	463

Policy Development	198
Telecommunications	109
Energy	136
Customer Service	20
IUB Total	463

Data reliability: Each IUB section manager tracks his section's meetings with industry.

Why we are using this measure: This measure is one gauge of how the IUB is keeping in touch with the industry on relevant issues.

What was achieved: Some of the meetings listed were attended by multiple IUB staff sections, enabling a wider array of issues to be addressed.

Analysis of results: The lines of communication are open.

Factors affecting results: Industry trends and issues, IUB staff workload.

Resources used: IUB staff.

PERFORMANCE PLAN RESULTS

Name: Assist the Board’s decision-making role by providing timely and competent analysis of technical issues in: (1) Utility general rate changes, ratemaking principles cases and rulemakings; (2) Federal Energy Regulatory Commission (FERC) and Federal Communications Commission (FCC) filings.

Description: Multi-disciplinary teams research and analyze issues to assist the Board members in their decision making process.

Why we are doing this: To provide the Board members with the information they need to decide cases or to participate in Federal proceedings.

What we're doing to achieve results: Through continuous review and discussion, ensuring that teams understand their role in the Board members’ decision making process.

<i>Results</i>									
<p>Performance Measure: Number of FERC and FCC cases the IUB files comments in or intervenes in.</p> <p>Performance Target: Establish baseline, monitor, and file as appropriate. Target growth.</p> <p>Data Sources: IUB Management Team.</p>	<table border="1" style="margin: auto; border-collapse: collapse;"> <thead> <tr> <th colspan="2" style="padding: 5px;">Number of FERC and FCC Cases Where the IUB Filed Comments or Intervened in FY07</th> </tr> </thead> <tbody> <tr> <td style="padding: 5px;">FERC</td> <td style="text-align: center; padding: 5px;">15</td> </tr> <tr> <td style="padding: 5px;">FCC</td> <td style="text-align: center; padding: 5px;">12</td> </tr> <tr> <td style="padding: 5px;">IUB Total</td> <td style="text-align: center; padding: 5px;">27</td> </tr> </tbody> </table>	Number of FERC and FCC Cases Where the IUB Filed Comments or Intervened in FY07		FERC	15	FCC	12	IUB Total	27
Number of FERC and FCC Cases Where the IUB Filed Comments or Intervened in FY07									
FERC	15								
FCC	12								
IUB Total	27								

Data reliability: The data is tracked and gathered by the IUB management team.

Why we are using this measure: To track our efforts and involvement at the national regulatory level.

What was achieved: The Board filed comments or intervened in 27 cases at the national level.

Analysis of results: The Board’s increased participation in federal regulatory cases allows the IUB to directly put forth lowans’ best interests. This is important, as some aspects of regulation are subject to changes in which regulatory body, state or federal, has authority.

Factors affecting results: Number of cases at the IUB, number of federal cases, importance and potential impact of federal issues on lowans, staff availability.

Resources used: IUB staff.

Name: Conduct surveys and issue reports on the status of the energy and telecommunications markets in Iowa.

PERFORMANCE PLAN RESULTS

Description: The Policy Development Section of the IUB provides valuable information for the Board and various stakeholders through the surveys conducted and reports issued.

Why we are doing this: By gathering and compiling statistics and industry information, the IUB is able to assist stakeholders, as well as enhance the Board members' decision making process.

What we're doing to achieve results: Developing schedules and plans to conduct surveys and issue reports each year.

Results

Performance

Measure:

Number of surveys conducted and reports issued.

Performance Target:

Minimum: A report or survey for the telecommunication or energy sector each year. More as caseload allows and need requires.

Data Sources:

IUB Policy Development Section.

Surveys and Reports Issued in FY07

Update to Natural Gas Price Volatility White Paper	July 2006
Proposal for a Study of Iowa's Electric Transmission System	December 2006
IUB Target =2	IUB FY07 Total = 2

Data reliability: The data is compiled by the IUB Policy Development Section.

Why we are using this measure: This is a concrete measure of IUB research.

What was achieved: Two reports were updated/planned and issued in fiscal year 2007.

Analysis of results: The IUB met its target goal in fiscal year 2007.

Factors affecting results: Caseload before the Board and number of pertinent issues worthy of research.

Resources used: IUB Policy Development staff.

PERFORMANCE PLAN RESULTS

Name: Conduct a pipeline safety program under certificate from the federal Office of Pipeline Safety (OPS).

Description: IUB regulatory inspectors review natural gas pipeline construction projects to ensure that safety standards are met.

Why we are doing this: To ensure safe transportation of natural gas to lowans.

What we're doing to achieve results: Promptly responding to any areas noted for improvement in the OPS annual evaluation of the IUB inspection program.

Results

Performance Measure:

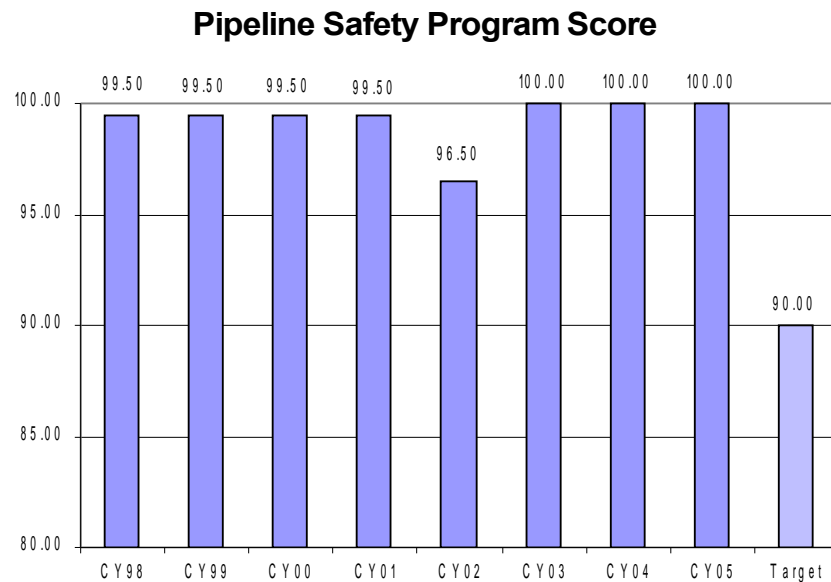
Iowa's score in the annual evaluation of its pipeline safety program by the U.S. OPS.

Performance Target:

Score of 90 or higher. Maximize federal grant eligibility.

Data Sources:

OPS



Data reliability: The Office of Pipeline Safety, which is part of the Federal Department of Transportation, scores Iowa's program.

Why we are using this measure: This is an independent measure of the efficiency and effectiveness of the IUB's pipeline inspection program.

What was achieved: The IUB has consistently maintained a score in the high 90's.

Analysis of results: The inspection program is maximizing the IUB's eligibility for federal funding grants.

Factors affecting results: Number of inspectors on staff, miles of pipeline, and number of construction projects. There is a time lapse between the program evaluation date and the announcement of scores; the score for calendar year 2005 is the last reported score.

Resources used: IUB Safety and Engineering staff. Part of the program cost is funded by federal grants.

PERFORMANCE PLAN RESULTS

Name: Process petitions for electric franchises and pipeline permits.

Description: This is the approval process electric and gas utilities must go through to build new electric transmission lines and intrastate gas pipelines.

Why we are doing this: To ensure that Iowa has adequate infrastructure to supply the necessary utility services and to boost economic development opportunities for Iowa.

What we're doing to achieve results: Monitoring progress on petition reviews and reassigning staff resources as needed to complete approval processes in a timely manner.

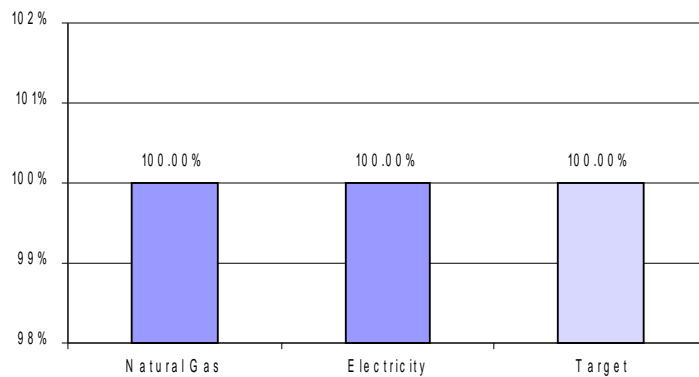
Results

Performance Measure:
Percentage of petitions for approval of new construction processed in a timely manner.

Performance Target:
For projects proposing new construction a hearing notice or deficiency letter is issued within 90 days of petition filing.

Data Sources:
IUB Safety & Engineering Section.

Petitions for New Construction Processed Timely in FY07



Data reliability: The data is compiled by the IUB Safety and Engineering Section.

Why we are using this measure: This is an efficiency measure that relates to the IUB's mission and vision, as well as Iowa's growth goals.

What was achieved: The IUB set up for hearing or had a deficiency letter sent to the requesting utility within 90 days for 6 gas and 29 electric petitions seeking approval of new pipelines or electrical transmission facilities.

Analysis of results: Our goal was met.

Factors affecting results: Number of petitions filed, staff workload.

Resources used: IUB Safety and Engineering staff, along with members of the General Counsel.

PERFORMANCE PLAN RESULTS

Name: Efficient administration of equipment distribution program (EDP) and Relay Iowa.

Description: The Iowa Equipment Distribution Program helps the deaf/hard-of-hearing/speech-impaired community to pay for specialized telephone equipment. Qualified individuals can receive a voucher for approximately 95 percent of the average cost of specialized telephone equipment.

Why we are doing this: This program is required by the Iowa Code, chapter 477C. The general assembly finds that the provision of a statewide dual party relay service will further the public interest and protect the health, safety, and welfare of the people of Iowa through an increase in the usefulness and availability of the telephone system. Many persons who are deaf, hard-of-hearing, or have speech impairments are not able to utilize the telephone system without this type of service.

What we're doing to achieve results: The IUB works with contracted parties on a regular basis to ensure contract compliance and that the program operates efficiently.

Results

Performance Measure:

Percent of EDP vouchers processed timely.

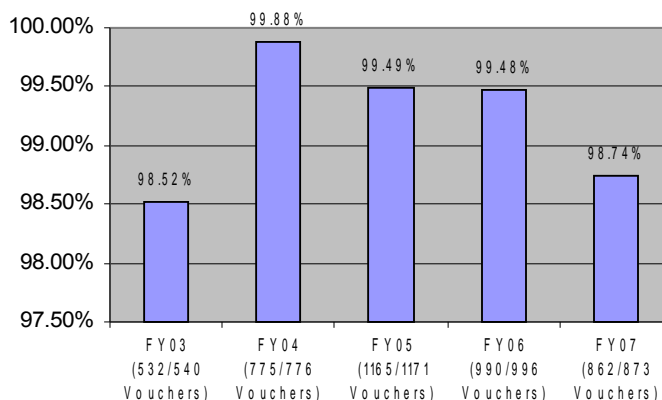
Performance Target:

Establish baseline and maximize.

Data Sources:

IUB Accounting & Assessments and Telecommunications Sections.

EDP Vouchers Paid Within 100 Days



Data reliability: The data is compiled by the IUB Accounting and Assessments and Telecommunications Sections.

Why we are using this measure: The 100-day time period starts when the Equipment Distribution Program Administrator (EDPA) issues the voucher to the client and ends when the State of Iowa warrant for reimbursement of the equipment vendor is issued. It includes voucher-recipient time, equipment vendor processing time, EDPA processing time, and IUB and SAE processing time.

Why we are using this measure: This is a way to measure the efficiency of the EDP program reimbursement process.

What was achieved: Processing continues to be completed in a timely manner.

Analysis of results: The program continues to be popular and the reimbursement process is working smoothly.

PERFORMANCE PLAN RESULTS

Factors affecting results: Number and timeliness of vouchers submitted to IUB for payment, workload of staff.

Resources used: IUB Accounting and Assessments staff.

PERFORMANCE PLAN RESULTS

Core Function

Name: Resource Management

Description: Resource management provides the infrastructure necessary to administer and support agency operations. Key activities include accounting, financial and personnel services, purchasing, and maintenance of official agency records.

Why we are doing this: Resource management is the backbone necessary to support and operate the agency.

What we're doing to achieve results: Reviewing processes for efficiency improvement opportunities.

Services, Products and Activities in the Resource Management Core Function

Name: Issue timely agency direct and remainder assessment billings.

Description: Billing the utility companies and other parties that participate in cases before the IUB.

Why we are doing this: This is how the IUB is funded.

What we're doing to achieve results: Streamlining the time recording process to speed up the rendering of bills.

Results

Performance Measure:

Average days between end of billing cycle and issuance of bills.

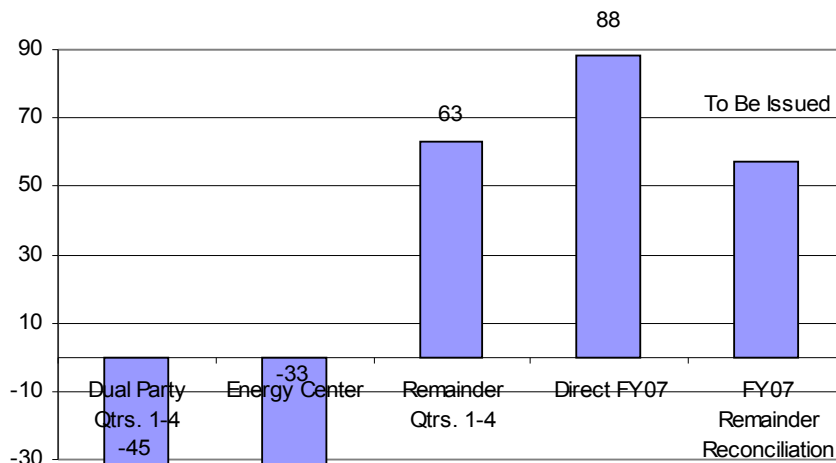
Performance Target:

Establish baseline and minimize.

Data Sources:

IUB Accounting & Assessment Sections.

Days to Issue Billings in FY07



PERFORMANCE PLAN RESULTS

Data reliability: The IUB Accounting and Assessment Section prepares all the bills and tracks the timing of their issuance.

Why we are using this measure: To track the efficiency of our billing process.

What was achieved: Our goals for dual party and energy center billings were exceeded in FY2007.

Analysis of results: Direct billings and annual reconciliations remain areas for growth.

Factors affecting results: Number of companies/parties needing to be billed, availability of staff to compile billing information and prepare invoices.

Resources used: The IUB has three staff members on the Accounting and Assessment Team. These three also work for the Office of Consumer Advocate and the Iowa Insurance Division, who pay for a portion of the costs of running the section.

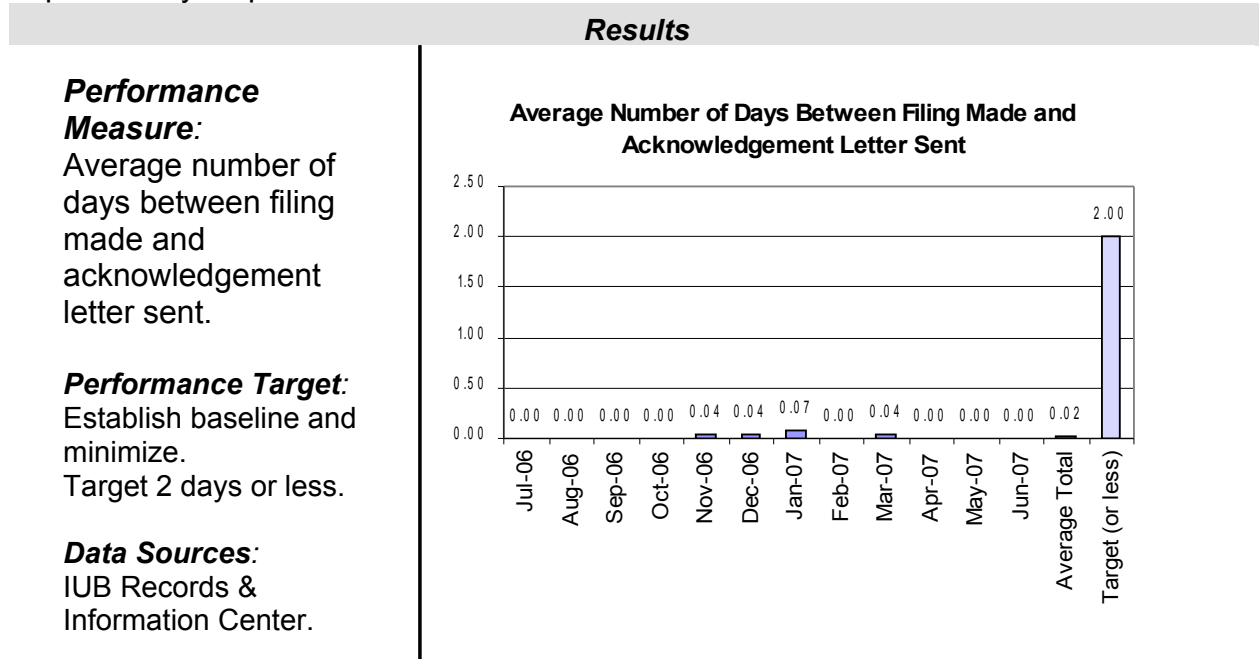
PERFORMANCE PLAN RESULTS

Name: Acknowledge receipt of official filings.

Description: When a company makes a filing with the IUB, they receive a letter acknowledging that the IUB has received the filing.

Why we are doing this: Acknowledgement letters confirm for filing parties that the information has been received.

What we're doing to achieve results: Receiving and acknowledging new filings as expeditiously as possible.



Data reliability: The IUB Records and Information Center staff, who receive all filings and issue acknowledgement letters to the filing parties, track the results.

Why we are using this measure: This is another measure to track the efficiency of our processes.

What was achieved: Generally the filings are received and acknowledged the same day.

Analysis of results: The average achieved meets our target of 2 days or less.

Factors affecting results: Number of filings made in a given day, other work priorities on a given day, and the number of staff members available on a given day.

Resources used: The IUB Records and Information Center staff.

PERFORMANCE PLAN RESULTS

Name: Distribute new filings to staff.

Description: Processing filings made by utilities and distributing them to the Board members and staff for technical analysis and review.

Why we are doing this: This is an integral part of the regulatory process.

What we're doing to achieve results: Receiving and distributing new filings as expeditiously as possible.

Results

Performance Measure:

Percentage of new filings set up and distributed to staff by the end of the following workday.

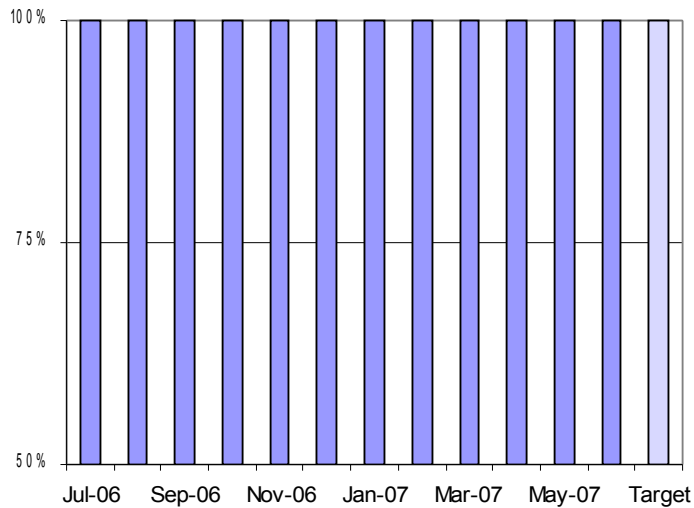
Performance Target:

Establish baseline and maximize.
Target: 100% of new filings will be distributed to staff by the end of the following workday.

Data Sources:

IUB Records & Information Center.

Percentage of New Filings Set Up or Distributed to Staff by the End of the Following Workday



Data reliability: The IUB Records and Information Center staff, who receive all filings and distribute copies to the Board members and staff, track the results.

Why we are using this measure: This is another measure to track the efficiency of our processes.

What was achieved: For each month of fiscal year 2007, 100% of filings were distributed by the end of the following workday.

Analysis of results: Our target goal was met.

Factors affecting results: Number of filings made in a given day, other work priorities on a given day, and the number of staff members available on a given day.

Resources used: The IUB Records and Information Center staff.

RESOURCE REALLOCATIONS

Because the IUB is a relatively small agency within the Department of Commerce, in fiscal year 2007, the IUB did not utilize resource reallocation to a measurable degree. Our human resources are sometimes shifted from one section of the agency to another, depending on workload. The staff of the IUB is often organized into multi-disciplinary teams, whose goals are to provide Board members the best possible information on which to base their decisions.

AGENCY CONTACTS

Copies of the Iowa Utilities Board's Performance Report are available on our Web site at www.state.ia.us/iub.

Iowa Utilities Board
350 Maple Street
Des Moines, IA 50319-0069
(515) 281-5979