



OFFICE OF AUDITOR OF STATE
STATE OF IOWA

David A. Vaudt, CPA
Auditor of State

State Capitol Building
Des Moines, Iowa 50319-0004

Telephone (515) 281-5834 Facsimile (515) 242-6134

NEWS RELEASE

FOR RELEASE

January 10, 2013

Contact: Andy Nielsen
515/281-5834

Auditor of State David A. Vaudt today released an audit report on the Iowa Judicial Retirement System for the year ended June 30, 2012. The System provides retirement, disability and death benefits to judges serving on the Supreme Court, the Court of Appeals and the District Courts. The System covered 386 active and retired judges in fiscal year 2012.

The System's net assets held in trust for pension benefits totaled \$111,224,878 at June 30, 2012. Additions included \$2,529,883 of interest and dividends, \$8,215,668 from employer contributions, \$2,510,348 from member contributions and a net decrease in fair value of investments of (\$3,980,299). Deductions for the fiscal year included \$9,218,346 for annuity benefits.

The System's unfunded actuarial accrued liability decreased approximately \$2,039,000 during fiscal year 2012, from \$54,999,000 at June 30, 2011 to \$52,960,000 at June 30, 2012. The unfunded actuarial accrued liability as a percentage of covered payroll decreased from 208% for fiscal year 2011 to 206% for fiscal year 2012.

A copy of the audit report is available for review in the Office of Auditor of State and on the Auditor of State's web site at <http://auditor.iowa.gov/reports/1360-4441-0000.pdf>.

###

IOWA JUDICIAL RETIREMENT SYSTEM

INDEPENDENT AUDITOR'S REPORTS
FINANCIAL STATEMENTS AND
REQUIRED SUPPLEMENTARY INFORMATION

JUNE 30, 2012

Table of Contents

		<u>Page</u>
Officials		3
Independent Auditor's Report		5-6
Management's Discussion and Analysis		7-9
Basic Financial Statements:	<u>Exhibit</u>	
Statement of Plan Net Assets	A	12
Statement of Changes in Plan Net Assets	B	13
Notes to Financial Statements		14-19
Required Supplementary Information:	<u>Schedule</u>	
Schedule of Funding Progress	1	22
Schedule of Employer Contributions	2	23
Independent Auditor's Report on Internal Control over Financial Reporting and on Compliance and Other Matters Based on an Audit of Financial Statements Performed in Accordance with <u>Government Auditing Standards</u>		25-26
Staff		27

Iowa Judicial Retirement System

Officials

Name

Title

State

Honorable Terry E. Branstad
David Roederer
Glen P. Dickinson

Governor
Director, Department of Management
Director, Legislative Services Agency

Agency

Honorable Mark S. Cady
Honorable Rosemary Sackett

Honorable Larry J. Eisenhauer

David K. Boyd
Peggy Sullivan

Chief Justice
Chief Judge – Court of Appeals
(Ended during January 2012)
Chief Judge – Court of Appeals
(Began during January 2012)
State Court Administrator
Director of Finance/Personnel

Iowa Judicial Retirement System



OFFICE OF AUDITOR OF STATE
STATE OF IOWA

David A. Vaudt, CPA
Auditor of State

State Capitol Building
Des Moines, Iowa 50319-0004

Telephone (515) 281-5834 Facsimile (515) 242-6134

Independent Auditor's Report

To the Members of the Iowa
Judicial Retirement System:

We have audited the accompanying statement of plan net assets of the Iowa Judicial Retirement System as of June 30, 2012, and the related statement of changes in plan net assets for the year then ended. These financial statements are the responsibility of the Iowa Judicial Retirement System's management. Our responsibility is to express an opinion on these financial statements based on our audit.

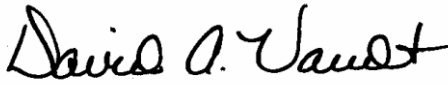
We conducted our audit in accordance with U.S. generally accepted auditing standards and the standards applicable to financial audits contained in Government Auditing Standards, issued by the Comptroller General of the United States. Those standards require that we plan and perform the audit to obtain reasonable assurance about whether the financial statements are free of material misstatement. An audit includes examining, on a test basis, evidence supporting the amounts and disclosures in the financial statements. An audit also includes assessing the accounting principles used and significant estimates made by management, as well as evaluating the overall financial statement presentation. We believe our audit provides a reasonable basis for our opinion.

As discussed in Note 2, the financial statements present the financial position and changes in financial position of only that portion of the financial reporting entity of the State of Iowa that is attributable to the transactions of the Iowa Judicial Retirement System. They do not purport to, and do not, present fairly the financial position of the State of Iowa as of June 30, 2012, and the changes in its financial position and its cash flows, where applicable, for the year then ended in conformity with U.S. generally accepted accounting principles.

In our opinion, the financial statements referred to above present fairly, in all material respects, the plan net assets of the Iowa Judicial Retirement System at June 30, 2012, and the changes in plan net assets for the year then ended in conformity with U.S. generally accepted accounting principles.

In accordance with Government Auditing Standards, we have also issued our report dated November 7, 2012 on our consideration of the Iowa Judicial Retirement System's internal control over financial reporting and our tests of its compliance with certain provisions of laws, regulations, contracts and other matters. The purpose of that report is to describe the scope of our testing of internal control over financial reporting and compliance and the results of that testing and not to provide an opinion on the internal control over financial reporting or on compliance. That report is an integral part of an audit performed in accordance with Government Auditing Standards and should be considered in assessing the results of our audit.

U.S. generally accepted accounting principles require Management's Discussion and Analysis, the Schedule of Funding Progress and the Schedule of Employer Contributions on pages 7 through 9 and 22 through 23 be presented to supplement the basic financial statements. Such information, although not a part of the basic financial statements, is required by the Governmental Accounting Standards Board which considers it to be an essential part of the financial reporting for placing the basic financial statements in an appropriate operational, economic or historical context. We have applied certain limited procedures to the required supplementary information in accordance with U.S. generally accepted auditing standards, which consisted of inquiries of management about the methods of preparing the information and comparing the information for consistency with management's responses to our inquiries, the basic financial statements and other knowledge we obtained during our audit of the basic financial statements. We do not express an opinion or provide any assurance on the required supplementary information because the limited procedures do not provide us with sufficient evidence to express an opinion or provide any assurance.



DAVID A. VAUDT, CPA
Auditor of State



WARREN G. JENKINS, CPA
Chief Deputy Auditor of State

November 7, 2012

MANAGEMENT'S DISCUSSION AND ANALYSIS

This discussion and analysis of the Iowa Judicial Retirement System provides an overview of the retirement system's financial activities for the fiscal year ended June 30, 2012.

2012 FINANCIAL HIGHLIGHTS

- Plan net assets held in trust for pension benefits decreased approximately \$0.3 million during fiscal year 2012 (FY12). At June 30, 2012, total plan assets were approximately \$116.9 million and total liabilities were approximately \$5.7 million, resulting in plan net assets held in trust for pension benefits of approximately \$111.2 million.
- Covered payroll, upon which both employee and employer pension contributions are calculated, decreased approximately \$643,000 from FY11 and totaled approximately \$25.8 million for FY12. Employer contributions increased 1.4%, from \$8,101,876 in FY11 to \$8,215,668 in FY12. Member contributions increased 1.4%, or \$34,770.
- Net investment loss, after investment-related expenses, was approximately \$1.8 million in FY12 compared to a net investment gain of approximately \$18.4 million in FY11. Investment management expenses increased from \$390,028 for the fiscal year ended June 30, 2011 to \$395,052 for the fiscal year ended June 30, 2012.
- Total additions for the year resulted in a positive impact of approximately \$8.9 million in FY12 compared to a positive impact of approximately \$28.9 million in FY11.
- Pension benefits to members increased \$537,838. Payments to members totaled approximately \$9.2 million in FY12.
- Administrative expenses totaled \$9,200 for the fiscal year ended June 30, 2012, compared to \$13,264 for the fiscal year ended June 30, 2011, a decrease of \$4,064.

USING THIS FINANCIAL REPORT

This report reflects the activities of the Iowa Judicial Retirement System as reported in the Statement of Plan Net Assets (see page 12) and the Statement of Changes in Plan Net Assets (see page 13). These statements are presented on an accrual basis and reflect all trust activities as incurred. The Notes to Financial Statements are an integral part of the financial statements and include additional information not readily evident in the statements themselves. The required supplementary information following the Notes to Financial Statements provides historical and additional detailed information considered useful in evaluating the condition of the plan.

ANALYSIS OF PLAN NET ASSETS

Tables 1 and 2 present condensed summaries of plan net assets and a breakdown of the changes in plan net assets, with comparisons to the previous fiscal year.

PLAN NET ASSETS

Table 1

June 30	2012	2011	Increase (Decrease) Amount	Increase (Decrease) Percent
Cash and investments	\$ 115,766,603	116,389,182	(622,579)	(0.5)%
Receivables	1,129,066	1,717,539	(588,473)	(34.3)
Total assets	116,895,669	118,106,721	(1,211,052)	(1.0)
Total liabilities	5,670,791	6,534,845	(864,054)	(13.2)
Plan net assets	\$ 111,224,878	111,571,876	(346,998)	(0.3)

Approximately 93.7% of total assets are investments held to provide retirement, survivor and disability benefits to qualified members and their beneficiaries. Other assets, including cash and cash equivalents, receivables from members and receivables from investment-related transactions, comprise the remaining 6.3% of total assets. Total assets decreased approximately \$1.2 million, or 1.0%. Total receivables decreased approximately \$588 thousand, or 34.3%, from fiscal year 2011 due to a decrease in the receivables for investments sold.

Total liabilities represent current liabilities and consist primarily of amounts owed for investment-related transactions, amounts owed to members or their beneficiaries and amounts owed to contractors and vendors. Total liabilities decreased approximately \$0.9 million, or 13.2%, from fiscal year 2011 due, in large part, to an decrease in investment-related payables.

CHANGES IN PLAN NET ASSETS

Table 2

Fiscal years ended June 30	2012	2011	Increase (Decrease) Amount	Increase (Decrease) Percent
Additions				
Employer contributions	\$ 8,215,668	8,101,876	113,792	1.4%
Member contributions	2,510,348	2,475,578	34,770	1.4
Net investment gain (loss)	(1,845,468)	18,366,394	(20,211,862)	(107.5)
Total additions	8,880,548	28,943,848	(20,063,300)	(69.3)
Deductions				
Annuity benefits	9,218,346	8,680,508	537,838	6.2
Administrative expenses	9,200	13,264	(4,064)	(30.6)
Total deductions	9,227,546	8,693,772	533,774	6.1
Change in plan net assets	\$ (346,998)	20,250,076	(20,597,074)	(101.7)

Global stock and bond markets decreased slightly during the fiscal year, resulting in a net investment loss of approximately \$1.8 million for fiscal year 2012. Contributions of approximately \$10.7 million exceeded benefits of approximately \$9.2 million by approximately \$1.5 million for fiscal year 2012 compared to approximately \$1.9 million in fiscal year 2011. The investment rate of return for the fiscal year was -1.46%.

The following table contains the fiscal year performance of each asset class, benchmark and the Plan's actual asset allocation as of June 30, 2012.

Table 3

Asset Class	Return	Benchmark	Allocation
Large capitalization stocks	(0.19)%	5.45%	27.16 %
Small capitalization stocks	(6.39)	2.71	6.71
Small capitalization value	(3.40)	(1.44)	7.76
Core fixed income	7.44	7.49	30.63
International equities	(12.94)	(13.83)	22.00
Cash equivalents	0.05	1.06	1.82
Real estate	n/a	n/a	n/a
Equity reits	12.63	13.41	3.92
Total	(1.46)	0.67	<u>100.00 %</u>

CONTACTING SYSTEM FINANCIAL MANAGEMENT

This financial report is designed to provide our membership, taxpayers and creditors with a general overview of the System's finances and to demonstrate the System's accountability for the money it receives. If you have any questions about this report or need additional financial information, contact the Iowa Judicial Retirement System, 1111 E. Court Avenue, Des Moines, IA, 50319.

Iowa Judicial Retirement System

Basic Financial Statements

Exhibit A

Iowa Judicial Retirement System

Statement of Plan Net Assets

June 30, 2012

Assets:

Cash and cash equivalents		\$	6,207,076
Member contributions receivable			55,674
Employer contributions receivable			182,207
Receivable for investments sold			891,185
Investments, at fair value:			
Common stock	\$	42,190,230	
Fixed income securities		59,009,790	
Real estate		4,358,111	
Securities lending collateral pool		2,000,436	
Securities on loan with brokers		2,000,960	109,559,527
Total assets			<u>116,895,669</u>

Liabilities:

Accounts payable			144,397
Payable for investments purchased			3,525,958
Payable to brokers for rebate and collateral deposits			2,000,436
Total liabilities			<u>5,670,791</u>

Net assets held in trust for pension benefits (Note 3, page 18) \$ 111,224,878

See notes to financial statements.

Iowa Judicial Retirement System
Statement of Changes in Plan Net Assets
Year ended June 30, 2012

Additions:		
Contributions:		
Members		\$ 2,510,348
Employer		8,215,668
Investment income:		
Interest	\$ 1,473,780	
Dividends	1,056,103	
Net decrease in fair value of investments	(3,980,299)	
Less investment expense	<u>(395,052)</u>	
Net investment loss		<u>(1,845,468)</u>
Total additions		<u>8,880,548</u>
Deductions:		
Annuity benefits		9,218,346
Administrative expenses		<u>9,200</u>
Total deductions		<u>9,227,546</u>
Net decrease in net assets held in trust for pension benefits		(346,998)
Net assets held in trust for pension benefits:		
Beginning of year		<u>111,571,876</u>
End of year		<u>\$ 111,224,878</u>

See notes to financial statements.

Iowa Judicial Retirement System

Notes to Financial Statements

June 30, 2012

(1) Plan Description

Plan Membership

The Iowa Judicial Retirement System (System), a single-employer public employee retirement system (PERS), is the administrator of a defined benefit pension plan.

The System was established to provide pension benefits to judges serving on the Supreme Court, the District Courts and the Court of Appeals. The plan's membership as of June 30, 2012 was as follows:

Retirees and beneficiaries currently receiving benefits	186
Terminated members entitled to but not yet receiving benefits	8
Current members:	
Fully vested members	148
Non-vested active judges covered by the plan	<u>44</u>
Total	<u>386</u>

Plan Benefits

Pursuant to Chapter 602 of the Code of Iowa, a member who has had a total of at least four years of service as a judge of one or more of the above courts and is at least sixty-five years of age or who has served twenty years of consecutive service as a judge of one or more of the above courts and has attained the age of fifty years shall qualify for an annuity. The annual annuity of a judge under the System is an amount equal to three and one-fourth percent of the judge's average annual basic salary for the judge's highest three years as a judge multiplied by the judge's years of service or, for a member who meets the definition of a senior judge under Chapter 602.9202 of the Code of Iowa, three and one-fourth percent of the basic senior judge salary multiplied by the judge's years of service, limited to a specified percentage of the highest basic annual salary or basic senior judge salary, as applicable, which the judge is receiving or had received as of the time the judge or senior judge became separated from service. The specified percentage is as follows: (1) fifty percent for judges who retired prior to July 1, 1998, (2) fifty-two percent for judges who retired and received an annuity on or after July 1, 1998 but before July 1, 2000, (3) fifty-six percent for judges who retired and received an annuity on or after July 1, 2000 but before July 1, 2001, (4) sixty percent for judges who retire and receive an annuity on or after July 1, 2001 but before July 1, 2006 and (5) sixty-five percent for judges who retire and receive annuity on or after July 1, 2006.

Any member who has served as a judge for a total of four years or more and is deemed permanently incapacitated, mentally or physically, to perform his/her duties shall be entitled to an annuity that would be the same as computed under a retirement annuity.

Beginning July 1, 2010, judges contribute to the System at the rate of 9.35% multiplied by the basic salary of the judge. Beginning July 1, 2008, and for each subsequent fiscal year until the System attains fully funded status, the state contributes an amount equal to 30.6% of the basic salary of all covered judges. Commencing with the first fiscal year in which the System attains fully funded status, and for each subsequent fiscal year, the state contribution shall be equal to sixty percent of the required contribution rate.

(2) Summary of Significant Accounting Policies

A. Reporting Entity

For financial reporting purposes, the System has included all funds. The System has also considered all potential component units for which it is financially accountable and other organizations for which the nature and significance of their relationship with the System are such that exclusion would cause the System's financial statements to be misleading or incomplete. The Governmental Accounting Standards Board has set forth criteria to be considered in determining financial accountability. These criteria include appointing a voting majority of an organization's governing body and (1) the ability of the System to impose its will on that organization or (2) the potential for the organization to provide specific benefits to or impose specific financial burdens on the System. The System has no component units which meet the Governmental Accounting Standards Board criteria.

B. Fund Accounting

The System is treated for accounting purposes as a Pension Trust Fund. The operations of the fund are accounted for with a separate set of self-balancing accounts which comprise its assets, liabilities, net assets, additions and deductions.

C. Basis of Accounting

Basis of accounting refers to when revenues and expenses are recognized in the accounts and reported in the financial statements. Basis of accounting relates to the timing of the measurements made, regardless of the measurement focus applied.

The System's financial statements are prepared using the accrual basis of accounting. Plan member contributions are recognized in the period in which the contributions are due. System contributions are recognized when due and the System has made a formal commitment to provide the contributions. Benefits and refunds are recognized when due and payable in accordance with the terms of the plan.

D. Cash and Cash Equivalents

Cash and cash equivalents represent cash and money market investments held by the Treasurer of State and cash allocated to the System's investment manager for investment. The System's deposits throughout the year and at year end were entirely covered by federal depository insurance and the State Sinking Fund.

E. Investments

Investments are reported at fair value. Short-term investments are reported at cost, which approximates fair value. Securities traded on a national or international exchange are valued at the last reported sales price at current exchange rates.

Mortgages are valued on the basis of future principal and interest payments and are discounted at prevailing interest rates for similar instruments. The fair value of real estate investments is based on independent appraisals. Investments without an established market are reported at estimated fair value.

The Treasurer of State is responsible for investing the System's funds. The System is authorized by statute to invest in any form of indebtedness issued, assumed or guaranteed by the federal government. In addition, the fund may be invested in a manner consistent with the "Uniform Prudent Investor Act." The act requires a trustee to invest and manage trust property as a prudent investor would, by considering the purposes, terms, distribution requirements and other circumstances of the trust. In satisfying this standard, the trustee shall exercise reasonable care, skill and caution.

Investments in government bonds and treasury notes constitute approximately 20.94% of net assets held in trust for pension benefits.

The System spent \$395,052 for investment management expenses, which was .36% of the market value of the net assets held in trust for pension benefits at June 30, 2012.

The System's investments in common stock, fixed income securities and real estate, stated at cost, are \$41,490,056, \$50,051,819 and \$3,098,195, respectively.

Credit risk - Credit risk is the risk an issuer or other counterparty to an investment will not fulfill its obligation to the System. As of June 30, 2012, the System's fixed income assets not government guaranteed represented 72.4% of the fixed income holdings, including collateral for repurchase agreements and securities lending collateral. The following table summarizes the System's fixed income portfolio exposure levels and credit qualities.

Credit Risk-S&P Quality Ratings

Investment Type:	TSY	AGY	AAA	AA	A	BBB	BB	B	Below B	Not Rated	Total
1) Short Term Investments:											
Pooled Funds and Mutual Funds	\$ -	-	-	-	-	-	-	-	-	6,206,842	6,206,842
2) Fixed Income Investments:											
A) U.S. Government:											
1) U.S. Government Treasury Notes	7,053,102	-	-	-	-	-	-	-	-	-	7,053,102
2) U.S. Government Treasury Bonds	1,509,113	-	-	-	-	-	-	-	-	-	1,509,113
3) U.S. Government Agencies	-	-	-	111,566	-	-	-	-	-	-	111,566
4) Other Government Fixed Income	-	-	-	-	-	588,290	-	-	-	-	588,290
B) Mortgage Backed:											
1) Government National Mortgage Associati	-	1,827,984	-	-	-	-	-	-	-	881,115	2,709,099
2) Federal Home Loan Mortgage Corporati	-	-	-	1,355,675	-	-	-	-	-	-	1,355,675
3) Federal National Mortgage Association	-	-	-	3,169,935	-	-	-	-	-	1,989,388	5,159,323
4) Collateralized Mortgage Backed Securities	-	-	512,027	-	11,560	228,985	38,086	17,297	-	52,909	860,864
C) Corporate Fixed Income:											
1) Government CMO's	-	-	18,763	-	-	-	65,061	21,365	7,974	94,960	208,123
D) Corporate:											
1) Corporate Bonds	-	-	-	765,541	3,900,978	3,142,546	684,304	415,734	80,991	40,465	9,030,559
2) Corporate Asset Backed	-	-	1,512,693	377,694	-	38,290	-	80,000	23,825	752,135	2,784,637
3) Private Placement	-	-	657,294	240,308	298,936	401,556	251,362	161,181	72,063	274,158	2,356,858
4) Fixed Income Commingled Funds	-	-	-	-	-	-	-	-	-	951,964	951,964
Total	\$8,562,215	1,827,984	2,700,777	6,020,719	4,211,474	4,399,667	1,038,813	695,577	184,853	11,243,936	40,886,015

There are no System-wide policy limitations for credit risk exposures within the portfolio. Each portfolio is managed in accordance with an investment contract specific as to permissible credit quality ranges and the average credit quality of the overall portfolios. Policies related to credit risk pertaining to the System's securities lending program are included within the securities lending disclosures found later in this Note to Financial Statements.

Concentration of credit risk - Concentration of credit risk is the risk of loss that may be attributed to the magnitude of the System's investment in a single issue.

The System's investment policy states no investment manager shall be permitted to invest more than 5% of its system account in any one corporate issuer without written direction and approval of the Treasurer of State.

Interest rate risk - Interest rate risk is the risk changes in interest rates will adversely affect the fair value of an investment. This risk is managed within the portfolio using the effective duration methodology. It is widely used in the management of fixed income portfolios in that it quantifies to a much greater degree the risk of interest rate changes. The methodology takes into account optionality on bonds and scales the risk of price changes on bonds depending upon the degree of change in rates and the slope of the yield curve.

Interest Rate Sensitivity-Duration

Investment Type:	Fair Value	Duration (In Years)
1) Short-term Investments:		
Pooled Funds and Mutual Funds	\$ 6,206,842	0.08
2) Fixed Income Investments:		
A) U.S. Government:		
1) U.S. Government Treasury, Notes	7,053,102	5.32
2) U.S. Government Treasury, Bonds	1,509,113	8.38
3) U.S. Government Agencies	111,566	12.48
4) Other Government Fixed Income	588,290	6.59
B) Mortgage Backed:		
1) Government National Mortgage Association	2,709,099	(0.60)
2) Federal Home Loan Mortgage Corporation	1,355,675	2.21
3) Federal National Mortgage Association	5,159,323	2.16
4) Collateralized Mortgage Backed Securities	860,864	2.34
C) Corporate Fixed Income:		
1) Government CMO's	208,123	1.34
D) Corporate:		
1) Corporate Bonds	9,030,559	6.55
2) Corporate Asset Backed	2,784,637	0.14
3) Private Placement	2,356,858	3.35
4) Fixed Income Commingled Funds	951,964	-
Total Invested Assets	\$ 40,886,015	
Portfolio duration		3.38

The Treasurer of State has selected Bank of New York Mellon to serve as the custodian bank for the System and the lending agent for the securities lending program. In its capacity as lending agent, Bank of New York Mellon is responsible for operating the program and is permitted to lend any of the securities it holds in custody for the System to broker-dealers and other entities in exchange for collateral. The Bank of New York Mellon is permitted to accept collateral in the form of cash in U.S. dollars, U.S. government securities or irrevocable letters of credit. A borrower is required to initially deliver collateral in an amount equal to 102% of the fair value of any U.S. securities lent and 105% of the fair value of any non-U.S. securities lent. Borrowers are required to provide additional collateral any time the value of the collateral drops below 100% of the value of the security lent plus accrued interest income.

At year-end, the System had no credit risk exposure to borrowers because the amounts they owed the System did not exceed the amount the System owed the borrowers. The contract with Bank of New York Mellon requires it to indemnify the System if a borrower fails to return the securities or fails to return all of the income attributable to securities on loan. The securities lending contract does not allow the System to pledge or sell collateral securities received unless the borrower defaults. As of June 30, 2012, the System had securities on loan, including accrued interest income, with a total value of \$2,000,960 against collateral with a total value of \$2,000,436.

The majority of securities loans are open loans, i.e., one day maturity, where the rebate rate due the borrower is renegotiated daily. All securities loans can be terminated on demand by either the System or the borrower. Cash collateral received from borrowers is invested in a separate cash collateral investment pool which is managed by the custodian bank in accordance with investment guidelines established by the System. The System bears investment risk if Bank of New York Mellon invests in securities which decrease in value or default. The investment guidelines do not require a matching of investment maturities with loan maturities, but do establish minimum levels of liquidity and other investment restrictions designed to minimize the interest rate risk associated with not matching the maturity of the investments with the loans.

(3) Annual Pension Cost and Net Pension Obligation

The State's annual pension cost and net pension obligation for the System for the current year were as follows:

Annual required contribution	\$ 8,225,558
Interest on net pension obligation	1,246,546
Adjustment to annual required contribution	<u>(1,440,213)</u>
Annual pension cost	8,031,891
Contributions made	<u>8,215,668</u>
Decrease in net pension obligation	(183,777)
Net pension obligation beginning of year	<u>16,804,634</u>
Net pension obligation end of year	<u>\$ 16,620,857</u>

For calculation of the net pension obligation, the transition date is July 1, 1995. The net pension obligation was calculated by the actuary as the cumulative difference between the System's annual required contributions and the System's actual contributions for fiscal years 1988 through 2012.

Three-year trend information is as follows:

Year Ended June 30,	Annual Pension Cost (APC)	Employer Contributions Made	Percentage of APC Contributed	Net Pension Obligation
2010	\$ 8,063,486	7,806,398	97%	\$ 17,108,873
2011	7,797,637	8,101,876	104	16,804,634
2012	8,031,891	8,215,668	102	16,620,857

As of July 1, 2012, the most recent actuarial valuation date, the plan was 69% funded. The actuarial accrued liability for benefits was approximately \$170.2 million and the actuarial value of assets was approximately \$117.3 million, resulting in an unfunded actuarial accrued liability (UAAL) of approximately \$53 million. The covered payroll (annual payroll of active employees covered by the plan) was approximately \$25.8 million and the ratio of the UAAL to the covered payroll was 206%.

The Schedule of Funding Progress, presented as Required Supplementary Information in Schedule 1 following the Notes to Financial Statements, presents multiyear trend information about whether the actuarial value of plan assets are increasing or decreasing over time relative to the actuarial accrued liability for benefits.

The actuarial cost method used to determine the annual required contribution for the current year was the entry age normal actuarial cost method. The actuarial assumptions include (a) 7.5% investment rate of return, (b) projected salary increase of 4.5% per year and (c) inflationary increase of 3.25% per year. The assumptions included post retirement benefit increases in accordance with the law. The actuarial value of assets was determined using a smoothing method where the actuarial value of assets is equal to the expected value (using the assumed rate of return) plus 25% of the difference between actual market value and expected value. The unfunded actuarial accrued liability is being amortized using a level dollar amortization method on a closed basis. The unfunded actuarial accrued liability (UAAL) as of July 1, 2009 was amortized over a closed 25 year period. Subsequent changes in the UAAL each year are amortized over a new, closed 25 year period so there are multiple amortization bases and payments. Given the outstanding balance of the amortization bases and the current payment, it will take 22 years to amortize the UAAL.

(4) Contributions Required and Contributions Made

The contributions to the System were made pursuant to section 602.9104 of the Code of Iowa and were not actuarially determined. Therefore, actual contributions differ from the annual required contribution described in Note 3 above, which is actuarially determined.

The member contributions required and contributed was \$2,510,348, representing 9.35% of current year covered payroll. The State's contribution required by statute was \$8,215,668. The State's share was based on 30.6% of actual salaries. Costs of administering the plan are financed through State appropriation, member contributions and investment income.

An actuarial valuation of the System's assets and liabilities is required at least once every four years per section 602.9116 of the Code of Iowa.

(5) Risk Management

State employee benefits for health, dental, long-term disability and life insurance coverage are fully insured through commercial insurers. There were no significant reductions in insurance coverage from the prior year and settlements have not exceeded coverage for the past three fiscal years. The State of Iowa self-insures on behalf of its agencies for losses related to workers' compensation, its motor vehicle fleet, property damage and torts.

A contingent fund exists under section 29C.20 of the Code of Iowa to provide compensation for loss or damage to state property (casualty losses).

Iowa Judicial Retirement System

Required Supplementary Information

Schedule 1

Iowa Judicial Retirement System
 Schedule of Funding Progress
 Required Supplementary Information

For the Last Six Fiscal Years
 (in Thousands)

Actuarial Valuation Date	Actuarial Value of Assets (a)	Actuarial Accrued Liability (AAL) (b)	Unfunded AAL (UAAL) (b-a)	Funded Ratio (a/b)	Covered Payroll (c)	UAAL/ Covered Payroll ((b-a)/c)
7/1/2007	\$ 96,613	138,662	42,049	70%	\$ 24,426	172%
7/1/2008*	88,198	141,364	53,166	62	26,663	199
7/1/2009	93,045	151,029	57,984	62	26,811	216
7/1/2010	99,416	156,029	56,613	64	25,480	222
7/1/2011	109,512	164,511	54,999	67	26,403	208
7/1/2012	117,272	170,232	52,960	69	25,760	206

*The actuarial cost method used to determine the annual required contribution was the entry age normal actuarial cost method effective with the July 1, 2008 valuation.

The smoothing method is used to determine the actuarial (market related) value of assets. The smoothing method is designed to reduce changes in the actuarial contribution rate which could result from fluctuations in the fair value of the assets of the System. The smoothed value is determined by calculating the expected value plus 25% of the difference between actual and expected values effective with the July 1, 2009 valuation.

The decrease in unfunded AAL for the July 1, 2012 valuation was primarily the result of an actuarial gain on liabilities largely due to salaries which were lower than expected.

See Note 3 for additional information on actuarial valuation.

See accompanying independent auditor's report.


Iowa Judicial Retirement System
Schedule of Employer Contributions
Required Supplementary Information
For the Last Six Fiscal Years

Year Ended June 30,	Annual Required Contribution	Actual Contribution	Percentage Contribution
2007	\$ 7,560,981	2,039,664	27%
2008	7,552,722	5,450,963	72
2009	9,024,252	7,720,271	86
2010	8,257,696	7,806,398	95
2011	7,994,811	8,101,876	101
2012	8,225,558	8,215,668	100

See Note 3 for additional information on actuarial valuation.

See accompanying independent auditor's report.

**Independent Auditor's Report on Internal Control
over Financial Reporting and on Compliance and Other Matters
Based on an Audit of Financial Statements Performed in Accordance with
Government Auditing Standards**



OFFICE OF AUDITOR OF STATE
STATE OF IOWA

David A. Vaudt, CPA
Auditor of State

State Capitol Building
Des Moines, Iowa 50319-0004

Telephone (515) 281-5834 Facsimile (515) 242-6134

Independent Auditor's Report on Internal Control
over Financial Reporting and on Compliance and Other Matters
Based on an Audit of Financial Statements Performed in Accordance with
Government Auditing Standards

To the Members of the Iowa
Judicial Retirement System:

We have audited the accompanying financial statements of the Iowa Judicial Retirement System as of and for the year ended June 30, 2012, and have issued our report thereon dated November 7, 2012. We conducted our audit in accordance with U.S. generally accepted auditing standards and the standards applicable to financial audits contained in Government Auditing Standards, issued by the Comptroller General of the United States.

Internal Control Over Financial Reporting

The management of the Iowa Judicial Retirement System is responsible for establishing and maintaining effective internal control over financial reporting. In planning and performing our audit, we considered the Iowa Judicial Retirement System's internal control over financial reporting as a basis for designing our auditing procedures for the purpose of expressing our opinion on the financial statements, but not for the purpose of expressing our opinion on the effectiveness of the Iowa Judicial Retirement System's internal control over financial reporting. Accordingly, we do not express an opinion on the effectiveness of the Iowa Judicial Retirement System's internal control over financial reporting.

A deficiency in internal control exists when the design or operation of a control does not allow management or employees, in the normal course of performing their assigned functions, to prevent or detect and correct misstatements on a timely basis. A material weakness is a deficiency, or a combination of deficiencies, in internal control such that there is a reasonable possibility a material misstatement of the Iowa Judicial Retirement System's financial statements will not be prevented or detected and corrected on a timely basis.

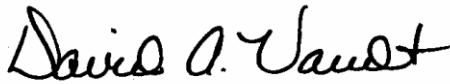
Our consideration of the internal control over financial reporting was for the limited purpose described in the first paragraph of this section and was not designed to identify all deficiencies in the internal control over financial reporting that might be significant deficiencies or material weaknesses and, therefore, there can be no assurance all deficiencies, significant deficiencies or material weaknesses have been identified. We did not identify any deficiencies in internal control over financial reporting we consider to be material weaknesses, as defined above.

Compliance and Other Matters

As part of obtaining reasonable assurance about whether the Iowa Judicial Retirement System's financial statements are free of material misstatement, we performed tests of its compliance with certain provisions of laws, regulations, contracts and grant agreements, non-compliance with which could have a direct and material effect on the determination of financial statement amounts. However, providing an opinion on compliance with those provisions was not an objective of our audit and, accordingly, we do not express such an opinion. The results of our tests disclosed no instances of non-compliance or other matters which are required to be reported under Government Auditing Standards.

This report, a public record by law, is intended solely for the information and use of the officials and employees of the Iowa Judicial Retirement System, citizens of the State of Iowa and other parties to whom the Iowa Judicial Retirement System may report. This report is not intended to be and should not be used by anyone other than these specified parties.

We would like to acknowledge the many courtesies and assistance extended to us by personnel of the Iowa Judicial Retirement System during the course of our audit. Should you have any questions concerning any of the above matters, we shall be pleased to discuss them with you at your convenience.



DAVID A. VAUDT, CPA
Auditor of State



WARREN G. JENKINS, CPA
Chief Deputy Auditor of State


November 7, 2012

Iowa Judicial Retirement System

Staff

This audit was performed by:

Deborah A. Moser, CPA, Manager
Brandon J. Vogel, Staff Auditor
Russell G. Jordan, CPA, Staff Auditor

A handwritten signature in black ink that reads "Andrew E. Nielsen". The signature is written in a cursive style with a large, stylized initial "A".

Andrew E. Nielsen, CPA
Deputy Auditor of State