



OFFICE OF AUDITOR OF STATE
STATE OF IOWA

David A. Vaudt, CPA
Auditor of State

State Capitol Building
Des Moines, Iowa 50319-0004

Telephone (515) 281-5834 Facsimile (515) 242-6134

NEWS RELEASE

Contact: Andy Nielsen

FOR RELEASE May 8, 2012

515/281-5834

Auditor of State David A. Vaudt today released an audit report on Fremont County, Iowa.

The County had local tax revenue of \$12,505,856 for the year ended June 30, 2011, which included \$499,410 in tax credits from the state. The County forwarded \$8,868,806 of the local tax revenue to the townships, school districts, cities and other taxing bodies in the County.

The County retained \$3,637,050 of the local tax revenue to finance County operations, a 7.9% increase over the prior year. Other revenues included charges for service of \$727,877, operating grants, contributions and restricted interest of \$3,566,313, capital grants, contributions and restricted interest of \$1,683,426, tax increment financing of \$353,311, local option sales tax of \$340,242, unrestricted investment earnings of \$59,741 and other general revenues of \$229,493.

Expenses for County operations totaled \$8,912,634, a 1.7% increase over the prior year. Expenses included \$3,867,526 for roads and transportation, \$1,704,457 for public safety and legal services and \$1,098,046 for administration.

A copy of the audit report is available for review in the County Auditor's Office, in the Office of Auditor of State and on the Office of Auditor of State's web site at <http://auditor.iowa.gov/reports/1110-0036-B00F.pdf>.

###

FREMONT COUNTY
INDEPENDENT AUDITOR'S REPORTS
BASIC FINANCIAL STATEMENTS AND
SUPPLEMENTARY INFORMATION
SCHEDULE OF FINDINGS

JUNE 30, 2011

Table of Contents

			<u>Page</u>
Officials			3
Independent Auditor’s Report			5-6
Management’s Discussion and Analysis			7-13
Basic Financial Statements:		<u>Exhibit</u>	
Government-wide Financial Statements:			
Statement of Net Assets	A		16
Statement of Activities	B		17
Governmental Fund Financial Statements:			
Balance Sheet	C		18-19
Reconciliation of the Balance Sheet – Governmental Funds to the Statement of Net Assets	D		21
Statement of Revenues, Expenditures and Changes in Fund Balances	E		22-23
Reconciliation of the Statement of Revenues, Expenditures and Changes in Fund Balances – Governmental Funds to the Statement of Activities	F		24
Fiduciary Fund Financial Statement:			
Statement of Fiduciary Assets and Liabilities – Agency Funds	G		25
Notes to Financial Statements			26-40
Required Supplementary Information:			
Budgetary Comparison Schedule of Receipts, Disbursements and Changes in Balances – Budget and Actual (Cash Basis) – All Governmental Funds			42-43
Budget to GAAP Reconciliation			44
Notes to Required Supplementary Information – Budgetary Reporting			45
Schedule of Funding Progress for the Retiree Health Plan			46
Other Supplementary Information:		<u>Schedule</u>	
Nonmajor Governmental Funds:			
Combining Balance Sheet	1		48-49
Combining Schedule of Revenues, Expenditures and Changes in Fund Balances	2		50-51
Agency Funds:			
Combining Schedule of Fiduciary Assets and Liabilities	3		52-53
Combining Schedule of Changes in Fiduciary Assets and Liabilities	4		54-55
Schedule of Revenues by Source and Expenditures by Function – All Governmental Funds	5		56-57
Independent Auditor’s Report on Internal Control over Financial Reporting and on Compliance and Other Matters Based on an Audit of Financial Statements Performed in Accordance with <u>Government Auditing Standards</u>			59-60
Schedule of Findings			61-65
Staff			66

Fremont County

Officials

(Before January 2011)

<u>Name</u>	<u>Title</u>	<u>Term Expires</u>
Earl Hendrickson	Board of Supervisors	Jan 2011
Chuck Larson	Board of Supervisors	Jan 2011
Cara Morgan	Board of Supervisors	Jan 2013
Joan Kirk	County Auditor	Jan 2013
Judith M. Crain	County Treasurer	Jan 2011
Margaret Henkle	County Recorder	Jan 2011
Kevin Aistrope	County Sheriff	Jan 2013
Margaret E. Johnson	County Attorney	Jan 2011
Karen L. Berry	County Assessor	Jan 2016

(After January 2011)

<u>Name</u>	<u>Title</u>	<u>Term Expires</u>
Cara Morgan	Board of Supervisors	Jan 2013
Bart Bartholomew	Board of Supervisors	Jan 2015
Randy Hickey	Board of Supervisors	Jan 2015
Joan Kirk	County Auditor	Jan 2013
Judith M. Crain	County Treasurer	Jan 2015
Jenny McAllister	County Recorder	Jan 2015
Kevin Aistrope	County Sheriff	Jan 2013
Margaret E. Johnson	County Attorney	Jan 2015
Karen L. Berry	County Assessor	Jan 2016

Fremont County



OFFICE OF AUDITOR OF STATE
STATE OF IOWA

David A. Vaudt, CPA
Auditor of State

State Capitol Building
Des Moines, Iowa 50319-0004

Telephone (515) 281-5834 Facsimile (515) 242-6134

Independent Auditor's Report

To the Officials of Fremont County:

We have audited the accompanying financial statements of the governmental activities, each major fund and the aggregate remaining fund information of Fremont County, Iowa, as of and for the year ended June 30, 2011, which collectively comprise the County's basic financial statements listed in the table of contents. These financial statements are the responsibility of Fremont County's management. Our responsibility is to express opinions on these financial statements based on our audit.

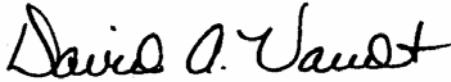
We conducted our audit in accordance with U.S. generally accepted auditing standards and the standards applicable to financial audits contained in Government Auditing Standards, issued by the Comptroller General of the United States. Those standards require that we plan and perform the audit to obtain reasonable assurance about whether the financial statements are free of material misstatement. An audit includes examining, on a test basis, evidence supporting the amounts and disclosures in the financial statements. An audit also includes assessing the accounting principles used and significant estimates made by management, as well as evaluating the overall financial statement presentation. We believe our audit provides a reasonable basis for our opinions.

In our opinion, the financial statements referred to above present fairly, in all material respects, the respective financial position of the governmental activities, each major fund and the aggregate remaining fund information of Fremont County at June 30, 2011, and the respective changes in financial position for the year then ended in conformity with U.S. generally accepted accounting principles.


In accordance with Government Auditing Standards, we have also issued our report dated April 23, 2012 on our consideration of Fremont County's internal control over financial reporting and our tests of its compliance with certain provisions of laws, regulations, contracts and grant agreements and other matters. The purpose of that report is to describe the scope of our testing of internal control over financial reporting and compliance and the results of that testing and not to provide an opinion on the internal control over financial reporting or on compliance. That report is an integral part of an audit performed in accordance with Government Auditing Standards and should be considered in assessing the results of our audit.

Management's Discussion and Analysis, Budgetary Comparison Information and the Schedule of Funding Progress for the Retiree Health Plan on pages 7 through 13 and 42 through 46 are not required parts of the basic financial statements, but are supplementary information required by the Governmental Accounting Standards Board. We have applied certain limited procedures, which consisted principally of inquiries of management regarding the methods of measurement and presentation of the supplementary information. We did not audit the information and express no opinion on it.

Our audit was conducted for the purpose of forming opinions on the financial statements that collectively comprise Fremont County's basic financial statements. We previously audited, in accordance with the standards referred to in the second paragraph of this report, the financial statements for the nine years ended June 30, 2010 (which are not presented herein) and expressed unqualified opinions on those financial statements. Other supplementary information included in Schedules 1 through 5 is presented for purposes of additional analysis and is not a required part of the basic financial statements. Such information has been subjected to the auditing procedures applied in our audit of the basic financial statements and, in our opinion, is fairly stated in all material respects in relation to the basic financial statements taken as a whole.



DAVID A. VAUDT, CPA
Auditor of State



WARREN G. JENKINS, CPA
Chief Deputy Auditor of State

April 23, 2012

MANAGEMENT'S DISCUSSION AND ANALYSIS

Fremont County provides this Management's Discussion and Analysis of its annual financial statements. This narrative overview and analysis of the financial activities is for the fiscal year ended June 30, 2011. We encourage readers to consider this information in conjunction with the County's financial statements, which follow.

2011 FINANCIAL HIGHLIGHTS

- Revenues of the County's governmental activities increased 19.6%, or approximately \$1,739,900, from fiscal year 2010 to fiscal year 2011. Property and other county tax increased approximately \$281,400 from fiscal year 2010. Operating grants, contributions and restricted interest increased approximately \$417,300, capital grants, contributions and restricted interest increased approximately \$1,267,200 and charges for service decreased approximately \$134,800.
- Program expenses of the County's governmental activities increased 1.7%, or approximately \$152,700. Administration expenses increased approximately \$102,200, roads and transportation expenses increased approximately \$30,900 and public safety and legal services expenses increased approximately \$82,500.
- The County's net assets increased approximately \$1,684,800 from June 30, 2010 to June 30, 2011.

USING THIS ANNUAL REPORT

The annual report consists of a series of financial statements and other information, as follows:

- Management's Discussion and Analysis introduces the basic financial statements and provides an analytical overview of the County's financial activities.
- The Government-wide Financial Statements consist of a Statement of Net Assets and a Statement of Activities. These provide information about the activities of Fremont County as a whole and present an overall view of the County's finances.
- The Fund Financial Statements tell how governmental services were financed in the short term as well as what remains for future spending. Fund financial statements report Fremont County's operations in more detail than the government-wide financial statements by providing information about the most significant funds. The remaining statements provide financial information about activities for which Fremont County acts solely as an agent or custodian for the benefit of those outside of county government (Agency Funds).
- Notes to Financial Statements provide additional information essential to a full understanding of the data provided in the basic financial statements.
- Required Supplementary Information further explains and supports the financial statements with a comparison of the County's budget for the year, as well as presenting the Schedule of Funding Progress for the Retiree Health Plan.
- Other Supplementary Information provides detailed information about the nonmajor governmental funds and the individual Agency Funds.

REPORTING THE COUNTY'S FINANCIAL ACTIVITIES:

Government-wide Financial Statements

One of the most important questions asked about the County's finances is, "Is the County as a whole better off or worse off as a result of the year's activities?" The Statement of Net Assets and the Statement of Activities report information about activities in a way that helps answer this question. These statements include all assets and liabilities using the accrual basis of accounting and the economic resources measurement focus. This is similar to the accounting used by most private sector companies. All of the current year's revenues and expenses are taken into account regardless of when cash is received or paid.

The Statement of Net Assets presents all of the County's assets and liabilities, with the difference between the two reported as "net assets". Over time, increases or decreases in the County's net assets may serve as a useful indicator of whether the financial position of the County is improving or deteriorating.

The Statement of Activities presents information showing how the County's net assets changed during the fiscal year. All changes in net assets are reported as soon as the event or change occurs, regardless of the timing of related cash flows. Therefore, revenues and expenses are reported in this statement for some items that will not result in cash flows until future fiscal periods.

The County's governmental activities are presented in the Statement of Net Assets and the Statement of Activities. Governmental activities include public safety and legal services, physical health and social services, mental health, county environment and education, roads and transportation, governmental services to residents, administration, interest on long-term debt and non-program activities. Property tax and state and federal grants finance most of these activities.

Fund Financial Statements

The County has two kinds of funds:

1) Governmental funds account for most of the County's basic services. These focus on how money flows into and out of those funds and the balances left at year-end that are available for spending. The governmental funds include: 1) the General Fund and 2) the Special Revenue Funds, such as Mental Health, Rural Services and Secondary Roads. These funds are reported using the current financial resources measurement focus and the modified accrual basis of accounting, which measures cash and all other financial assets that can readily be converted to cash. The governmental fund financial statements provide a detailed, short-term view of the County's general government operations and the basic services it provides. Governmental fund information helps determine whether there are more or fewer financial resources that can be spent in the near future to finance the County's programs.

The required financial statements for governmental funds include a balance sheet and a statement of revenues, expenditures and changes in fund balances.

2) Fiduciary funds are used to report assets held in a trust or agency capacity for others and cannot be used to support the County's own programs. These fiduciary funds include Agency Funds that account for drainage districts and the County Assessor, to name a few.

The required financial statement for fiduciary funds is a statement of fiduciary assets and liabilities.

Reconciliations between the government-wide financial statements and the fund financial statements follow the fund financial statements.

GOVERNMENT-WIDE FINANCIAL ANALYSIS

As noted earlier, net assets may serve over time as a useful indicator of financial position. The analysis below shows the changes in the net assets of governmental activities from a year ago.

	Net Assets of Governmental Activities	
	June 30,	
	2011	2010
Current and other assets	\$ 10,245,180	9,938,385
Capital assets	11,129,342	9,650,609
Total assets	<u>21,374,522</u>	<u>19,588,994</u>
Long-term liabilities	1,505,225	1,636,167
Other liabilities	4,512,526	4,280,875
Total liabilities	<u>6,017,751</u>	<u>5,917,042</u>
Net assets:		
Invested in capital assets, net of related debt	11,001,685	9,476,452
Restricted	4,028,608	4,099,839
Unrestricted	326,478	95,661
Total net assets	<u>\$ 15,356,771</u>	<u>13,671,952</u>

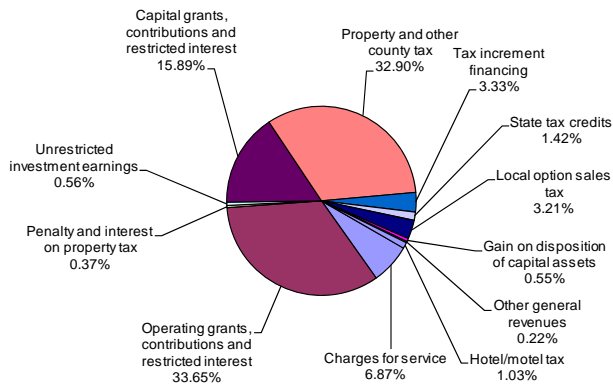
Net assets of Fremont County's governmental activities increased 12.3%, or approximately \$1,685,000, during the year. The largest portion of the County's net assets is invested in capital assets (i.e. land, buildings, infrastructure and equipment), less the related debt. The debt related to the investment in capital assets is liquidated with resources other than capital assets. Restricted net assets represent resources subject to external restrictions, constitutional provisions or enabling legislation on how they can be used.

Unrestricted net assets, the part of net assets that can be used to finance day-to-day operations without constraints established by debt covenants, enabling legislation or other legal requirements, increased from \$95,661 at June 30, 2010 to \$326,478 at the end of this year, an increase of 241%.

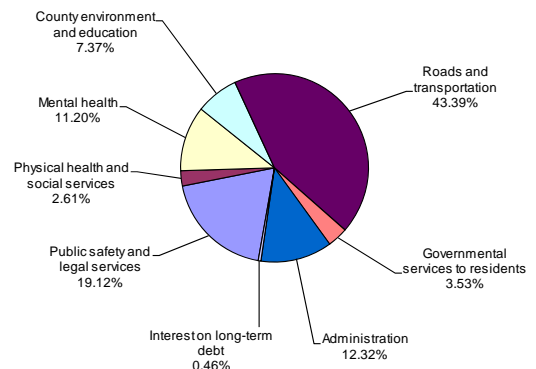
Changes in Net Assets of Governmental Activities

	Year ended June 30,	
	2011	2010
Revenues:		
Program revenues:		
Charges for service	\$ 727,877	862,674
Operating grants, contributions and restricted interest	3,566,313	3,149,017
Capital grants, contributions and restricted interest	1,683,426	416,194
General revenues:		
Property and other county tax	3,486,779	3,205,337
Tax increment financing	353,311	331,228
Penalty and interest on property tax	39,029	41,935
State tax credits	150,271	166,415
Local option sales tax	340,242	276,560
Hotel/motel tax	109,190	104,837
Unrestricted investment earnings	59,741	100,617
Gain on disposition of capital assets	58,351	91,819
Other general revenues	22,923	110,949
Total revenues	10,597,453	8,857,582
Program expenses:		
Public safety and legal services	1,704,457	1,621,926
Physical health and social services	232,651	226,303
Mental health	998,184	1,033,450
County environment and education	656,705	685,435
Roads and transportation	3,867,526	3,836,623
Governmental services to residents	314,225	315,590
Administration	1,098,046	995,844
Interest on long-term debt	40,840	44,740
Total expenses	8,912,634	8,759,911
Increase in net assets	1,684,819	97,671
Net assets beginning of year	13,671,952	13,574,281
Net assets end of year	\$ 15,356,771	13,671,952

Revenues by Source



Expenses by Program



Overall, revenues increased approximately \$1,740,000, or 19.6%, during the year. The increase is primarily due to a road project with funds contributed by the Iowa Department of Transportation.

Fremont County's overall property tax rate for fiscal year 2011 decreased \$.20826 per \$1,000 of taxable valuation. The countywide assessed property taxable valuation increased approximately \$39,119,000. The general basic levy increased to \$3.70 per \$1,000 of taxable valuation. The levy for rural services remained at \$3.00 per \$1,000 of taxable valuation, while the mental health levy decreased \$.22511 per \$1,000 of taxable valuation.

The cost of all governmental activities this year was approximately \$8.9 million compared to approximately \$8.8 million last year, an increase of approximately 1.7%.

INDIVIDUAL MAJOR FUND ANALYSIS

As Fremont County completed the year, its governmental funds reported a combined fund balance of \$5,625,283 compared to \$5,592,850 at June 30, 2010, an increase of \$32,433, or 0.6%.

The General Fund, the operating fund for Fremont County, ended fiscal year 2011 with a balance of \$2,109,380, a decrease of \$82,329 from the fiscal year 2010 restated ending balance of \$2,191,709. Total expenditures remained consistent, increasing \$15,538, while total revenues increased \$159,979.

The County has continued to look for ways to effectively manage the cost of mental health services. The Special Revenue, Mental Health Fund balance at year-end increased \$113,688, or 60.8%, from the prior year to \$300,799. Total expenditures decreased \$44,959 and total revenues increased \$17,950.

The Special Revenue, Rural Services Fund ending fund balance increased \$19,084 from the prior year to \$258,487. The increase is primarily due to property tax revenue increasing more than the increases in expenditures for public safety and legal services and county environment and education.

The Special Revenue, Secondary Roads Fund ended fiscal year 2011 with a \$2,765,047 fund balance, an increase of \$2,832 compared to the prior year ending fund balance of \$2,762,215.

BUDGETARY HIGHLIGHTS

Over the course of the year, Fremont County amended its budget once. The amendment was made in February 2011 and resulted in an increase in budgeted disbursements, primarily due to an increase in REAP funds for road work and signage at a County park and an increase in disbursements related to the housing of female prisoners in other county jails.

The County's receipts were \$340,043 less than budgeted, a variance of 3.7%. The most significant variance resulted from lower than expected intergovernmental receipts and other miscellaneous receipts.

Total disbursements were \$1,496,852 less than the amended budget. Actual disbursements for the administration, roads and transportation, mental health and public safety and legal services functions were \$239,812, \$286,847, \$275,486 and \$303,727, respectively, less than the amounts budgeted. This was primarily due to cost cutting measures instituted countywide.

CAPITAL ASSETS AND DEBT ADMINISTRATION

Capital Assets

At June 30, 2011, Fremont County had approximately \$11.13 million invested in a broad range of capital assets, including public safety equipment, buildings, roads and bridges. This is a net increase (including additions and deletions) of approximately \$1,478,000, or 15.3%, over last year. The increase was primarily due to increases in road infrastructure.

Capital Assets of Governmental Activities at Year End		
	June 30,	
	2011	2010
Land	\$ 1,542,473	1,542,473
Buildings	2,415,782	2,450,762
Improvements other than buildings	102,592	107,992
Equipment and vehicles	1,852,650	1,867,738
Infrastructure	5,215,845	3,681,644
Total	\$ 11,129,342	9,650,609

Fremont County had depreciation expense of \$619,848 in fiscal year 2011 and total accumulated depreciation of \$5,370,854 at June 30, 2011. More detailed information about the County's capital assets is included in Note 4 to the financial statements.

Long-Term Debt

Principal paid on the general obligation bonds totaled \$105,000 during the year ended June 30, 2011. Principal payments made in fiscal year 2011 on the capital lease purchase agreements totaled \$46,500.

The Constitution of the State of Iowa limits the amount of general obligation debt counties can issue to 5% of the assessed value of all taxable property within the County's corporate limits. Fremont County's constitutional debt limit is approximately \$21.8 million. Additional information about the County's long-term debt is presented in Note 6 to the financial statements.

ECONOMIC FACTORS AND NEXT YEAR'S BUDGET AND RATES

Fremont County's elected and appointed officials and citizens considered many factors when setting the fiscal year 2012 county budget, tax rates and fees for the various County services. One of those factors is the economy.

Amounts available for appropriation in the fiscal year 2012 operating budget are approximately \$9.2 million, a decrease of 3.0% from the final fiscal year 2011 budget. Property tax (including general fund levies set at \$5.43322 per \$1,000 of taxable valuation) are expected to increase slightly, offset by expected decreases in intergovernmental receipts from the state and federal government. Budgeted disbursements for the fiscal year 2012 operating budget are approximately \$9.9 million, a decrease of 3.0% from the final fiscal year 2011 budget.

The Fremont County Board of Supervisors reserved 40% of the local option sales tax collected for infrastructure.

Unprecedented flooding during the summer of 2011 damaged roads, farms and houses. The impact on taxable valuations are beginning to be realized and the full economic impact of this event is not yet known.

CONTACTING THE COUNTY'S FINANCIAL MANAGEMENT

This financial report is designed to provide our citizens, taxpayers, customers and creditors with a general overview of Fremont County's finances and to show the County's accountability for the money it receives. If you have questions about this report or need additional financial information, contact Joan Kirk at the Fremont County Auditor's Office, by mail at 506 Filmore, Sidney, IA 51652, or by telephone at (712) 374-2031.

Fremont County

Basic Financial Statements

Exhibit A

Fremont County
Statement of Net Assets
June 30, 2011

	<u>Governmental Activities</u>
Assets	
Cash and pooled investments	\$ 4,547,041
Receivables:	
Property tax:	
Delinquent	28,928
Succeeding year	3,988,000
Interest and penalty on property tax	28,633
Accounts	1,118
Accrued interest	2,883
Loan	875,000
Due from other governments	298,011
Inventories	308,947
Prepaid items	166,619
Capital assets - nondepreciable	1,542,473
Capital assets - depreciable (net)	9,586,869
Total assets	<u>21,374,522</u>
Liabilities	
Accounts payable	238,522
Salaries and benefits payable	180,007
Due to other governments	105,997
Deferred revenue:	
Succeeding year property tax	3,988,000
Long-term liabilities:	
Portion due or payable within one year:	
Capital lease purchase agreements	36,799
General obligation bonds	110,000
Compensated absences	78,651
Portion due or payable after one year:	
Capital lease purchase agreements	90,858
General obligation bonds	765,000
Compensated absences	395,657
Net OPEB liability	28,260
Total liabilities	<u>6,017,751</u>
Net Assets	
Invested in capital assets, net of related debt	11,001,685
Restricted for:	
Supplemental levy purposes	636,055
Mental health purposes	284,156
Rural services purposes	264,923
Secondary roads purposes	2,446,360
Other purposes	397,114
Unrestricted	326,478
Total net assets	<u>\$ 15,356,771</u>

See notes to financial statements.

Fremont County
Statement of Activities
Year ended June 30, 2011

	Program Revenues				Net (Expense) Revenue and Changes in Net Assets
	Expenses	Charges for Service	Operating Grants, Contributions and Restricted Interest	Capital Grants, Contributions and Restricted Interest	
Functions/Programs:					
Governmental activities:					
Public safety and legal services	\$ 1,704,457	207,965	60,058	-	(1,436,434)
Physical health and social services	232,651	7,939	110,818	-	(113,894)
Mental health	998,184	249,296	440,082	-	(308,806)
County environment and education	656,705	101,044	62,994	-	(492,667)
Roads and transportation	3,867,526	16,029	2,830,662	1,683,426	662,591
Governmental services to residents	314,225	136,325	2,889	-	(175,011)
Administration	1,098,046	9,279	17,970	-	(1,070,797)
Interest on long-term debt	40,840	-	40,840	-	-
Total	\$ 8,912,634	727,877	3,566,313	1,683,426	(2,935,018)
General Revenues:					
Property and other county tax levied for general purposes					3,486,779
Tax increment financing					353,311
Penalty and interest on property tax					39,029
State tax credits					150,271
Local option sales tax					340,242
Hotel/motel tax					109,190
Unrestricted investment earnings					59,741
Gain on disposition of capital assets					58,351
Miscellaneous					22,923
Total general revenues					4,619,837
Change in net assets					1,684,819
Net assets beginning of year					13,671,952
Net assets end of year					\$ 15,356,771

See notes to financial statements.

Fremont County
Balance Sheet
Governmental Funds

June 30, 2011

	Special Revenue		
	General	Mental Health	Rural Services
Assets			
Cash and pooled investments	\$ 1,261,806	440,676	262,512
Receivables:			
Property tax:			
Delinquent	19,137	3,355	6,436
Succeeding year	2,251,000	438,000	958,000
Interest and penalty on property tax	28,633	-	-
Accounts	118	-	-
Accrued interest	2,883	-	-
Loan	875,000	-	-
Due from other governments	64,158	28,485	3,406
Inventories	-	-	-
Prepaid items	96,142	1,345	-
Total assets	\$ 4,598,877	911,861	1,230,354
Liabilities and Fund Balances			
Liabilities:			
Accounts payable	\$ 58,600	57,630	4,540
Salaries and benefits payable	93,680	11,791	2,891
Due to other governments	5,605	100,392	-
Deferred revenue:			
Succeeding year property tax	2,251,000	438,000	958,000
Other	80,612	3,249	6,436
Total liabilities	2,489,497	611,062	971,867
Fund balances:			
Nonspendable:			
Inventories	-	-	-
Prepaid items	96,142	1,345	-
Restricted for:			
Supplemental levy purposes	572,728	-	-
Mental health purposes	-	299,454	-
Rural services purposes	-	-	258,487
Secondary roads purposes	-	-	-
Drainage warrants	-	-	-
Local option sales tax purposes	203,971	-	-
Debt service	875,000	-	-
Other purposes	-	-	-
Conservation land acquisition/capital improvements	1,573	-	-
Unassigned	359,966	-	-
Total fund balances	2,109,380	300,799	258,487
Total liabilities and fund balances	\$ 4,598,877	911,861	1,230,354

See notes to financial statements.

Secondary Roads	Nonmajor	Total
2,390,477	191,570	4,547,041
-	-	28,928
-	341,000	3,988,000
-	-	28,633
1,000	-	1,118
-	-	2,883
-	-	875,000
201,962	-	298,011
308,947	-	308,947
69,132	-	166,619
<u>2,971,518</u>	<u>532,570</u>	<u>10,245,180</u>
117,752	-	238,522
71,645	-	180,007
-	-	105,997
-	341,000	3,988,000
17,074	-	107,371
<u>206,471</u>	<u>341,000</u>	<u>4,619,897</u>
308,947	-	308,947
69,132	-	166,619
-	-	572,728
-	-	299,454
-	-	258,487
2,386,968	-	2,386,968
-	64,993	64,993
-	-	203,971
-	-	875,000
-	126,577	126,577
-	-	1,573
-	-	359,966
<u>2,765,047</u>	<u>191,570</u>	<u>5,625,283</u>
<u>2,971,518</u>	<u>532,570</u>	<u>10,245,180</u>

Fremont County

Fremont County

Reconciliation of the Balance Sheet -
Governmental Funds to the Statement of Net Assets

June 30, 2011

Total governmental fund balances (page 19) \$ 5,625,283

Amounts reported for governmental activities in the Statement of Net Assets are different because:

Capital assets used in governmental activities are not current financial resources and, therefore, are not reported in the governmental funds. The cost of assets is \$16,500,196 and the accumulated depreciation is \$5,370,854. 11,129,342

Other long-term assets are not available to pay current year expenditures and, therefore, are deferred in the governmental funds. 107,371

Long-term liabilities, including capital lease purchase agreements payable, bonds payable, compensated absences payable and other postemployment benefits payable, are not due and payable in the current year and, therefore, are not reported in the governmental funds. (1,505,225)

Net assets of governmental activities (page 16) \$ 15,356,771

See notes to financial statements.

Fremont County

Statement of Revenues, Expenditures and
Changes in Fund Balances
Governmental Funds

Year ended June 30, 2011

	Special Revenue		
	General	Mental Health	Rural Services
Revenues:			
Property and other county tax	\$ 2,188,837	393,404	920,523
Local option sales tax	238,170	-	102,072
Hotel/motel tax	109,190	-	-
Tax increment financing	-	-	-
Interest and penalty on property tax	31,395	-	-
Intergovernmental	381,485	706,364	38,788
Licenses and permits	8,194	-	-
Charges for service	293,161	-	-
Use of money and property	108,770	-	-
Miscellaneous	86,336	-	-
Total revenues	<u>3,445,538</u>	<u>1,099,768</u>	<u>1,061,383</u>
Expenditures:			
Operating:			
Public safety and legal services	1,563,519	-	98,352
Physical health and social services	215,267	-	17,043
Mental health	-	986,080	-
County environment and education	227,099	-	76,432
Roads and transportation	-	-	-
Governmental services to residents	304,059	-	472
Administration	1,072,083	-	-
Capital projects	-	-	-
Debt service	145,840	-	-
Total expenditures	<u>3,527,867</u>	<u>986,080</u>	<u>192,299</u>
Excess (deficiency) of revenues over (under) expenditures	<u>(82,329)</u>	<u>113,688</u>	<u>869,084</u>
Other financing sources (uses):			
Operating transfers in	-	-	-
Operating transfers out	-	-	(850,000)
Total other financing sources (uses)	<u>-</u>	<u>-</u>	<u>(850,000)</u>
Net change in fund balances	(82,329)	113,688	19,084
Fund balances beginning of year, as restated	<u>2,191,709</u>	<u>187,111</u>	<u>239,403</u>
Fund balances end of year	<u>\$ 2,109,380</u>	<u>300,799</u>	<u>258,487</u>

See notes to financial statements.

<u>Secondary</u>		
<u>Roads</u>	<u>Nonmajor</u>	<u>Total</u>
-	-	3,502,764
-	-	340,242
-	-	109,190
-	353,311	353,311
-	-	31,395
2,813,588	14,582	3,954,807
1,820	-	10,014
-	1,578	294,739
-	263	109,033
18,156	9,378	113,870
<u>2,833,564</u>	<u>379,112</u>	<u>8,819,365</u>
-	16,625	1,678,496
-	-	232,310
-	-	986,080
-	383,329	686,860
3,482,456	-	3,482,456
-	-	304,531
-	-	1,072,083
198,276	-	198,276
-	-	145,840
<u>3,680,732</u>	<u>399,954</u>	<u>8,786,932</u>
<u>(847,168)</u>	<u>(20,842)</u>	<u>32,433</u>
850,000	8,087	858,087
-	(8,087)	(858,087)
<u>850,000</u>	<u>-</u>	<u>-</u>
2,832	(20,842)	32,433
<u>2,762,215</u>	<u>212,412</u>	<u>5,592,850</u>
<u>2,765,047</u>	<u>191,570</u>	<u>5,625,283</u>

Fremont County

Reconciliation of the Statement of Revenues, Expenditures and
Changes in Fund Balances -
Governmental Funds to the Statement
of Activities

Year ended June 30, 2011

Net change in fund balances - Total governmental funds (page 23) \$ 32,433

**Amounts reported for governmental activities in the Statement of
Activities are different because:**

Governmental funds report capital outlays as expenditures while governmental activities report depreciation expense to allocate those expenditures over the life of the assets. Capital outlay expenditures and contributed capital assets exceeded depreciation expense in the current year, as follows:

Expenditures for capital assets	\$ 356,804	
Transportation	1,683,426	
Depreciation expense	<u>(619,848)</u>	1,420,382

In the Statement of Activities, the gain on the disposition of capital assets is reported, whereas the governmental funds report the proceeds from the disposition as an increase in financial resources. 58,351

Because some revenues will not be collected for several months after the County's year end, they are not considered available revenues and are deferred in the governmental funds, as follows:

Property tax	18,271	
Other	<u>24,440</u>	42,711

Repayment of long-term liabilities is an expenditure in the governmental funds, but the repayment reduces long-term liabilities in the Statement of Net Assets. 151,500

Some expenses reported in the Statement of Activities do not require the use of current financial resources and, therefore, are not reported as expenditures in the governmental funds, as follows:

Compensated absences	(7,275)	
Other postemployment benefits	<u>(13,283)</u>	<u>(20,558)</u>

Change in net assets of governmental activities (page 17) \$ 1,684,819

See notes to financial statements.

Fremont County
Statement of Fiduciary Assets and Liabilities
Agency Funds

June 30, 2011

Assets

Cash and pooled investments:

County Treasurer	\$ 1,208,380
Other County officials	52,956

Receivables:

Property tax:

Delinquent	76,497
Succeeding year	8,547,000

Accounts	944
----------	-----

Drainage assessments	266
----------------------	-----

Prepaid items	2,657
---------------	-------

Total assets	9,888,700
---------------------	-----------

Liabilities

Accounts payable	2,613
------------------	-------

Salaries and benefits payable	8,492
-------------------------------	-------

Due to other governments	9,791,463
--------------------------	-----------

Trusts payable	45,005
----------------	--------

Compensated absences payable	41,127
------------------------------	--------

Total liabilities	9,888,700
--------------------------	-----------

Net assets	\$ -
-------------------	------

See notes to financial statements.

Fremont County

Notes to Financial Statements

June 30, 2011

(1) Summary of Significant Accounting Policies

Fremont County is a political subdivision of the State of Iowa and operates under the Home Rule provisions of the Constitution of Iowa. The County operates under the Board of Supervisors form of government. Elections are on a partisan basis. Other elected officials operate independently with the Board of Supervisors. These officials are the Auditor, Treasurer, Recorder, Sheriff and Attorney. The County provides numerous services to citizens, including law enforcement, health and social services, parks and cultural activities, planning and zoning, roadway construction and maintenance and general administrative services.

The County's financial statements are prepared in conformity with U.S. generally accepted accounting principles as prescribed by the Governmental Accounting Standards Board.

A. Reporting Entity

For financial reporting purposes, Fremont County has included all funds, organizations, agencies, boards, commissions and authorities. The County has also considered all potential component units for which it is financially accountable and other organizations for which the nature and significance of their relationship with the County are such that exclusion would cause the County's financial statements to be misleading or incomplete. The Governmental Accounting Standards Board has set forth criteria to be considered in determining financial accountability. These criteria include appointing a voting majority of an organization's governing body and (1) the ability of the County to impose its will on that organization or (2) the potential for the organization to provide specific benefits to or impose specific financial burdens on the County.

These financial statements present Fremont County (the primary government) and its component units. The component units discussed below are included in the County's reporting entity because of the significance of their operational or financial relationships with the County.

Blended Component Units – The following component units are entities which are legally separate from the County, but are so intertwined with the County they are, in substance, the same as the County. They are reported as part of the County and blended into the appropriate funds.

Thirty-four drainage districts have been established pursuant to Chapter 468 of the Code of Iowa for the drainage of surface waters from agricultural and other lands or the protection of such lands from overflow. Although these districts are legally separate from the County, seven of them are controlled, managed and supervised by the Fremont County Board of Supervisors. These drainage districts are reported as a Special Revenue Fund. The remaining individual drainage districts are reported as an Agency Fund. Financial information of the individual drainage districts can be obtained from the Fremont County Auditor's Office.

Jointly Governed Organizations – The County participates in several jointly governed organizations that provide goods or services to the citizenry of the County but do not meet the criteria of a joint venture since there is no ongoing financial interest or responsibility by the participating governments. The County Board of Supervisors are members of or appoint representatives to the following boards and commissions: County Assessor’s Conference Board, County Emergency Management Commission and County Joint E911 Service Board. Financial transactions of these organizations are included in the County’s financial statements only to the extent of the County’s fiduciary relationship with the organization and, as such, are reported in the Agency Funds of the County.

The County also participates in the following jointly governed organizations established pursuant to Chapter 28E of the Code of Iowa: Southwest IV Transportation Planning Agency, Job Training Partnership Agency, Multi-County Juvenile Detention Center and Southwest Iowa Crime Commission.

B. Basis of Presentation

Government-wide Financial Statements – The Statement of Net Assets and the Statement of Activities report information on all of the nonfiduciary activities of the County and its component units. For the most part, the effect of interfund activity has been removed from these statements. Governmental activities are supported by property tax, intergovernmental revenues and other nonexchange transactions.

The Statement of Net Assets presents the County’s nonfiduciary assets and liabilities, with the difference reported as net assets. Net assets are reported in three categories.

Invested in capital assets, net of related debt consists of capital assets, net of accumulated depreciation and reduced by outstanding balances for bonds, notes and other debt attributable to the acquisition, construction or improvement of those assets.

Restricted net assets result when constraints placed on net asset use are either externally imposed or imposed by law through constitutional provisions or enabling legislation.

Unrestricted net assets consist of net assets not meeting the definition of the preceding categories. Unrestricted net assets often have constraints on resources imposed by management which can be removed or modified.

The Statement of Activities demonstrates the degree to which the direct expenses of a given function are offset by program revenues. Direct expenses are those clearly identifiable with a specific function. Program revenues include 1) charges to customers or applicants who purchase, use or directly benefit from goods, services or privileges provided by a given function and 2) grants, contributions and interest restricted to meeting the operational or capital requirements of a particular function. Property tax and other items not properly included among program revenues are reported instead as general revenues.

Fund Financial Statements – Separate financial statements are provided for governmental funds and fiduciary funds, even though the latter are excluded from the government-wide financial statements. Major individual governmental funds are reported as separate columns in the fund financial statements. All remaining governmental funds are aggregated and reported as nonmajor governmental funds.

The County reports the following major governmental funds:

The General Fund is the general operating fund of the County. All general tax revenues and other revenues not allocated by law or contractual agreement to some other fund are accounted for in this fund. From the fund are paid the general operating expenditures, the fixed charges and the capital improvement costs not paid from other funds.

Special Revenue:

The Mental Health Fund is used to account for property tax and other revenues designated to be used to fund mental health, mental retardation and developmental disabilities services.

The Rural Services Fund is used to account for property tax and other revenues to provide services which are primarily intended to benefit those persons residing in the county outside of incorporated city areas.

The Secondary Roads Fund is used to account for the road use tax allocation from the State of Iowa, required transfers from the General and the Special Revenue, Rural Services Funds and other revenues to be used for secondary roads construction and maintenance.

Additionally, the County reports the following funds:

Fiduciary Funds – Agency Funds are used to account for assets held by the County as an agent for individuals, private organizations, certain jointly governed organizations, other governmental units and/or other funds.

C. Measurement Focus and Basis of Accounting

The government-wide and fiduciary fund financial statements are reported using the economic resources measurement focus and the accrual basis of accounting. Revenues are recorded when earned and expenses are recorded when a liability is incurred, regardless of the timing of related cash flows. Property tax is recognized as revenue in the year for which it is levied. Grants and similar items are recognized as revenue as soon as all eligibility requirements imposed by the provider have been satisfied.

Governmental fund financial statements are reported using the current financial resources measurement focus and the modified accrual basis of accounting. Revenues are recognized as soon as they are both measurable and available. Revenues are considered to be available when they are collectible within the current year or soon enough thereafter to pay liabilities of the current year. For this purpose, the County considers revenues to be available if they are collected within 60 days after year end.

Property tax, intergovernmental revenues (shared revenues, grants and reimbursements from other governments) and interest are considered to be susceptible to accrual. All other revenue items are considered to be measurable and available only when cash is received by the County.

Expenditures generally are recorded when a liability is incurred, as under accrual accounting. However, principal and interest on long-term debt, claims and judgments and compensated absences are recorded as expenditures only when payment is due. Capital asset acquisitions are reported as expenditures in governmental funds. Proceeds of general long-term debt and acquisitions under capital leases are reported as other financing sources.

Under the terms of grant agreements, the County funds certain programs by a combination of specific cost-reimbursement grants, categorical block grants and general revenues. Thus, when program expenses are incurred, there are both restricted and unrestricted net assets available to finance the program. It is the County's policy to first apply cost-reimbursement grant resources to such programs, followed by categorical block grants and then by general revenues.

When an expenditure is incurred in governmental funds which can be paid using either restricted or unrestricted resources, the County's policy is to pay the expenditure from restricted fund balance and then from less-restrictive classifications – committed, assigned and then unassigned fund balances.

The County maintains its financial records on the cash basis. The financial statements of the County are prepared by making memorandum adjusting entries to the cash basis financial records.

D. Assets, Liabilities and Fund Equity

The following accounting policies are followed in preparing the financial statements:

Cash and Pooled Investments – The cash balances of most County funds are pooled and invested. Interest earned on investments is recorded in the General Fund unless otherwise provided by law. Investments are stated at fair value except for the investment in the Iowa Public Agency Investment Trust which is valued at amortized cost and non-negotiable certificates of deposit which are stated at cost.

Property Tax Receivable – Property tax in governmental funds is accounted for using the modified accrual basis of accounting.

Property tax receivable is recognized in these funds on the levy or lien date, which is the date the tax asking is certified by the County Board of Supervisors. Delinquent property tax receivable represents unpaid taxes for the current and prior years. The succeeding year property tax receivable represents taxes certified by the Board of Supervisors to be collected in the next fiscal year for the purposes set out in the budget for the next fiscal year. By statute, the Board of Supervisors is required to certify its budget in March of each year for the subsequent fiscal year. However, by statute, the tax asking and budget certification for the following fiscal year becomes effective on the first day of that year. Although the succeeding year property tax receivable has been recorded, the related revenue is deferred in both the government-wide and fund financial statements and will not be recognized as revenue until the year for which it is levied.

Property tax revenue recognized in these funds become due and collectible in September and March of the fiscal year with a 1½% per month penalty for delinquent payments; is based on January 1, 2009 assessed property valuations; is for the tax accrual period July 1, 2010 through June 30, 2011 and reflects the tax asking contained in the budget certified by the County Board of Supervisors in March 2010.

Interest and Penalty on Property Tax Receivable – Interest and penalty on property tax receivable represents the amount of interest and penalty that was due and payable but has not been collected.

Drainage Assessments Receivable – Drainage assessments receivable represent amounts assessed to individuals for work done on drainage districts which benefit their property. These assessments are payable by individuals in not less than 10 nor more than 20 annual installments. Each annual installment with interest on the unpaid balance is due on September 30 and is subject to the same interest and penalties as other taxes. Delinquent drainage assessments receivable represent assessments which are due and payable but have not been collected.

Due from Other Governments – Due from other governments represents amounts due from the State of Iowa, various shared revenues, grants and reimbursements from other governments.

Inventories – Inventories are valued at cost using the first-in, first-out method. Inventories consist of expendable supplies held for consumption. Inventories of governmental funds are recorded as expenditures when consumed rather than when purchased.

Capital Assets – Capital assets, which include property, equipment and vehicles, and infrastructure assets acquired after July 1, 2003 (e.g., roads, bridges, curbs, gutters, sidewalks and similar items which are immovable and of value only to the County), are reported in the governmental activities column in the government-wide Statement of Net Assets. Capital assets are recorded at historical cost if purchased or constructed. Donated capital assets are recorded at estimated fair market value at the date of donation. The costs of normal maintenance and repair that do not add to the value of the asset or materially extend asset lives are not capitalized. Reportable capital assets are defined by the County as assets with initial, individual costs in excess of the following thresholds and estimated useful lives in excess of two years.

Asset Class	Amount
Infrastructure	\$ 50,000
Intangibles	50,000
Land, buildings and improvements	25,000
Equipment and vehicles	5,000

Capital assets of the County are depreciated using the straight line method over the following estimated useful lives:

Asset Class	Estimated Useful lives (In Years)
Buildings	40 - 50
Building improvements	20 - 50
Infrastructure	30 - 50
Intangibles	5 - 20
Equipment and vehicles	2 - 20

Due to Other Governments – Due to other governments represents taxes and other revenues collected by the County and payments for services which will be remitted to other governments.

Trusts Payable – Trusts payable represents amounts due to others which are held by various County officials in fiduciary capacities until the underlying legal matters are resolved.

Deferred Revenue – Although certain revenues are measurable, they are not available. Available means collected within the current year or expected to be collected soon enough thereafter to be used to pay liabilities of the current year. Deferred revenue in the governmental fund financial statements represents the amount of assets that have been recognized, but the related revenue has not been recognized since the assets are not collected within the current year or expected to be collected soon enough thereafter to be used to pay liabilities of the current year. Deferred revenue consists of unspent grant proceeds as well as property tax receivable and other receivables not collected within sixty days after year end.

Deferred revenue in the Statement of Net Assets consists of succeeding year property tax receivable which will not be recognized as revenue until the year for which it is levied.

Compensated Absences – County employees accumulate a limited amount of earned but unused vacation and sick leave hours for subsequent use or for payment upon termination, death or retirement. A liability is recorded when incurred in the government-wide and fiduciary fund financial statements. A liability for these amounts is reported in governmental fund financial statements only for employees who have resigned or retired. The compensated absences liability has been computed based on rates of pay in effect at June 30, 2011. The compensated absences liability attributable to the governmental activities will be paid primarily by the General, Mental Health and Secondary Roads Funds.

Long-Term Liabilities – In the government-wide financial statements, long-term debt and other long-term obligations are reported as liabilities in the governmental activities column of the Statement of Net Assets.

Fund Equity – In the governmental fund financial statements, fund balances are classified as follows:

Nonspendable – Amounts which cannot be spent because they are in a nonspendable form or because they are legally or contractually required to be maintained intact.

Restricted – Amounts restricted to specific purposes when constraints placed on the use of the resources are either externally imposed by creditors, grantors or state or federal laws or are imposed by law through constitutional provisions or enabling legislation.

Unassigned – All amounts not included in the preceding classifications

E. Budgets and Budgetary Accounting

The budgetary comparison and related disclosures are reported as Required Supplementary Information.

(2) Cash and Pooled Investments

The County's deposits in banks at June 30, 2011 were entirely covered by federal depository insurance or by the State Sinking Fund in accordance with Chapter 12C of the Code of Iowa. This chapter provides for additional assessments against the depositories to insure there will be no loss of public funds.

The County is authorized by statute to invest public funds in obligations of the United States government, its agencies and instrumentalities; certificates of deposit or other evidences of deposit at federally insured depository institutions approved by the Board of Supervisors; prime eligible bankers acceptances; certain high rated commercial paper; perfected repurchase agreements; certain registered open-end management investment companies; certain joint investment trusts; and warrants or improvement certificates of a drainage district.

The County had no investments meeting the disclosure requirements of Governmental Accounting Standards Board Statement No. 3, as amended by Statement No. 40.

(3) Interfund Transfers

The detail of interfund transfers for the year ended June 30, 2011 is as follows:

<u>Transfer to</u>	<u>Transfer from</u>	<u>Amount</u>
Special Revenue:	Special Revenue:	
Secondary Roads	Rural Services	\$ 850,000
Low to Moderate Income Assistance	Tax Increment Financing Rebate	8,087
Total		<u>\$ 858,087</u>

Transfers generally move resources from the fund statutorily required to collect the resources to the fund statutorily required to expend the resources.

(4) Capital Assets

Capital assets activity for the year ended June 30, 2011 was as follows:

	<u>Balance</u>			<u>Balance</u>
	<u>Beginning</u>	<u>Increases</u>	<u>Decreases</u>	<u>End</u>
	<u>of Year</u>			<u>of Year</u>
Governmental activities:				
Capital assets not being depreciated:				
Land	\$ 158,404	-	-	158,404
Intangibles, road network	1,384,069	-	-	1,384,069
Construction in progress	-	1,683,426	(1,683,426)	-
Total capital assets not being depreciated	<u>1,542,473</u>	<u>1,683,426</u>	<u>(1,683,426)</u>	<u>1,542,473</u>
Capital assets being depreciated:				
Buildings	3,112,621	26,865	-	3,139,486
Improvements other than buildings	142,836	-	-	142,836
Equipment and vehicles	5,765,123	402,839	(322,205)	5,845,757
Infrastructure, road network	3,785,369	1,683,426	-	5,468,795
Infrastructure, other	360,849	-	-	360,849
Total capital assets being depreciated	<u>13,166,798</u>	<u>2,113,130</u>	<u>(322,205)</u>	<u>14,957,723</u>
Less accumulated depreciation for:				
Buildings	661,859	61,845	-	723,704
Improvements other than buildings	34,844	5,400	-	40,244
Equipment and vehicles	3,897,385	403,378	(307,656)	3,993,107
Infrastructure, road network	397,680	137,197	-	534,877
Infrastructure, other	66,894	12,028	-	78,922
Total accumulated depreciation	<u>5,058,662</u>	<u>619,848</u>	<u>(307,656)</u>	<u>5,370,854</u>
Total capital assets being depreciated, net	<u>8,108,136</u>	<u>1,493,282</u>	<u>(14,549)</u>	<u>9,586,869</u>
Governmental activities capital assets, net	<u>\$ 9,650,609</u>	<u>3,176,708</u>	<u>(1,697,975)</u>	<u>11,129,342</u>

Depreciation expense was charged to the following functions:

Governmental activities:	
Public safety and legal services	\$ 59,172
Mental health	8,375
County environment and education	23,004
Roads and transportation	487,495
Governmental services to residents	9,216
Administration	32,586
Total depreciation expense - governmental activities	<u>\$ 619,848</u>

(5) Due to Other Governments

The County purchases services from other governmental units and also acts as a fee and tax collection agent for various governmental units. Tax collections are remitted to those governments in the month following collection. A summary of amounts due to other governments is as follows:

<u>Fund</u>	<u>Description</u>	<u>Amount</u>
General	Services	\$ 5,605
Special Revenue:		
Mental Health	Services	100,392
Total for governmental funds		<u>\$ 105,997</u>
Agency:		
County Assessor	Collections	\$ 257,556
Schools		6,171,161
Community Colleges		350,885
Corporations		1,720,336
Townships		194,626
Auto License and Use Tax		172,715
Drainage Districts		625,380
All other		298,804
Total for agency funds		<u>\$ 9,791,463</u>

(6) Long-Term Liabilities

A summary of changes in long-term liabilities for the year ended June 30, 2011 is as follows:

	<u>Capital Lease</u>	<u>General</u>		<u>Net</u>	
	<u>Purchase</u>	<u>Obligation</u>	<u>Compensated</u>	<u>OPEB</u>	
	<u>Agreements</u>	<u>Bonds</u>	<u>Absences</u>	<u>Liability</u>	<u>Total</u>
Balance beginning of year	\$ 174,157	980,000	467,033	14,977	1,636,167
Increases	-	-	405,667	16,596	422,263
Decreases	46,500	105,000	398,392	3,313	553,205
Balance end of year	<u>\$ 127,657</u>	<u>875,000</u>	<u>474,308</u>	<u>28,260</u>	<u>1,505,225</u>
Due within one year	<u>\$ 36,799</u>	<u>110,000</u>	<u>78,651</u>	<u>-</u>	<u>225,450</u>

Capital Lease Purchase Agreements

On May 20, 2008, the County entered into a capital lease purchase agreement to lease golf and turf equipment for \$153,528 with 4.902% per annum interest. The County made a principal payment of \$23,889 and an interest payment of \$5,163 during the year ended June 30, 2011.

On July 3, 2008, the County entered into a capital lease purchase agreement to lease asphalt zipper equipment for \$113,305 with 4.790% per annum interest. The County made a principal payment of \$22,611 and an interest payment of \$3,142 during the year ended June 30, 2011.

The following is a schedule of the future minimum lease payments and the present value of net minimum lease payments under the agreements in effect at June 30, 2011:

Year Ending June 30,	Golf and Turf Equipment	Asphalt Zipper	Total
2012	29,052	12,875	41,927
2013	29,052	25,752	54,804
2014	29,052	12,876	41,928
Total minimum lease payments	87,156	51,503	138,659
Less amount representing interest	(8,060)	(2,942)	(11,002)
Present value of net minimum lease payments	\$ 79,096	48,561	127,657

General Obligation Bonds

On August 9, 2007, the County issued \$1,265,000 of general obligation solid waste disposal bonds for the purpose of constructing improvements to the Fremont County Landfill Commission facilities. The Commission has agreed to make payments to Fremont County to pay the principal and interest on the general obligation solid waste disposal bonds as they become due.

Annual debt service requirements to maturity for the general obligation bonded indebtedness are as follows:

Year Ending June 30,	Interest Rates	Principal	Interest	Total
2012	3.95%	\$ 110,000	36,692	146,692
2013	4.00	110,000	32,348	142,348
2014	4.125	80,000	27,948	107,948
2015	4.125	80,000	24,648	104,648
2016-2020	4.125-4.30	335,000	78,865	413,865
2021-2022	4.30-4.40	160,000	10,781	170,781
Total		\$ 875,000	211,282	1,086,282

During the year ended June 30, 2011, the County retired \$105,000 of general obligation bonds.

(7) Loan Receivable

The County loaned bond proceeds to the Fremont County Landfill Commission. Under the agreement, the Fremont County Landfill Commission has agreed to make payments to the County equal to the payments the County is required to make on the general obligation solid waste disposal bonds, as detailed in Note 6 of the Notes to Financial Statements. The principal and interest payments from the Fremont County Landfill Commission are credited to the General Fund.

(8) Pension and Retirement Benefits

The County contributes to the Iowa Public Employees Retirement System (IPERS), which is a cost-sharing multiple-employer defined benefit pension plan administered by the State of Iowa. IPERS provides retirement and death benefits which are established by state statute to plan members and beneficiaries. IPERS issues a publicly available financial report that includes financial statements and required supplementary information. The report may be obtained by writing to IPERS, P.O. Box 9117, Des Moines, Iowa, 50306-9117.

Most regular plan members are required to contribute 4.50% of their annual covered salary and the County is required to contribute 6.95% of covered salary. Certain employees in special risk occupations and the County contribute an actuarially determined contribution rate. Contribution requirements are established by state statute. The County's contributions to IPERS for the years ended June 30, 2011, 2010 and 2009 were \$211,604, \$199,995 and \$180,811, respectively, equal to the required contributions for each year.

(9) Other Postemployment Benefits (OPEB)

Plan Description – The County operates a single-employer health benefit plan which provides medical/prescription drug benefits for employees and retirees and their spouses. There are 78 active and no retired members in the plan. Retired participants must be age 55 or older at retirement.

The medical/prescription drug benefits are provided through a partially self-funded medical plan administered by the Wellmark. Retirees under age 65 would pay the same premium for the medical/prescription drug benefits as active employees, which results in an implicit rate subsidy and an OPEB liability.

Funding Policy – The contribution requirements of plan members are established and may be amended by the County. The County currently finances the retiree benefit plan on a pay-as-you-go basis.

Annual OPEB Cost and Net OPEB Obligation – The County's annual OPEB cost is calculated based on the annual required contribution (ARC) of the County, an amount actuarially determined in accordance with GASB Statement No. 45. The ARC represents a level of funding which, if paid on an ongoing basis, is projected to cover normal cost each year and amortize any unfunded actuarial liabilities over a period not to exceed 30 years.

The following table shows the components of the County's annual OPEB cost for the year ended June 30, 2011, the amount actually contributed to the plan and changes in the County's net OPEB obligation:

Annual required contribution	\$ 16,569
Interest on net OPEB obligation	599
Adjustment to annual required contribution	(572)
Annual OPEB cost	<u>16,596</u>
Contributions made	<u>(3,313)</u>
Increase in net OPEB obligation	13,283
Net OPEB obligation beginning of year	<u>14,977</u>
Net OPEB obligation end of year	<u>\$ 28,260</u>

For calculation of the net OPEB obligation, the actuary has set the transition day as July 1, 2009. The end of year net OPEB obligation was calculated by the actuary as the cumulative difference between the actuarially determined funding requirements and the actual contributions for the year ended June 30, 2011.

For the year ended June 30, 2011, the County contributed \$3,313 to the medical plan. Plan members eligible for benefits did not make any contributions.

The County's annual OPEB cost, the percentage of annual OPEB cost contributed to the plan and the net OPEB obligation as of June 30, 2011 are summarized as follows:

Year Ended June 30,	Annual OPEB Cost	Percentage of Annual OPEB Cost Contributed	Net OPEB Obligation
2010	\$ 16,569	9.6%	\$ 14,977
2011	16,596	20.0	28,260

Funded Status and Funding Progress – As of July 1, 2009, the most recent actuarial valuation date for the period July 1, 2010 through June 30, 2011, the actuarial accrued liability was \$125,246 with no actuarial value of assets, resulting in an unfunded actuarial accrued liability (UAAL) of \$125,246. The covered payroll (annual payroll of active employees covered by the plan) was approximately \$2,773,368 and the ratio of the UAAL to covered payroll was 4.5%. As of June 30, 2011, there were no trust fund assets.

Actuarial Methods and Assumptions – Actuarial valuations of an ongoing plan involve estimates of the value of reported amounts and assumptions about the probability of occurrence of events far into the future. Examples include assumptions about future employment, mortality and the health care cost trend. Actuarially determined amounts are subject to continual revision as actual results are compared with past expectations and new estimates are made about the future. The Schedule of Funding Progress for the Retiree Health Plan, presented as Required Supplementary Information in the section following the Notes to Financial Statements, presents multiyear trend information about whether the actuarial value of plan assets is increasing or decreasing over time relative to the actuarial accrued liabilities for benefits.

Projections of benefits for financial reporting purposes are based on the plan as understood by the employer and the plan members and include the types of benefits provided at the time of each valuation and the historical pattern of sharing of benefit costs between the employer and plan members to that point. The actuarial methods and assumptions used include techniques designed to reduce the effects of short-term volatility in actuarial accrued liabilities and the actuarial value of assets, consistent with the long-term perspective of the calculations.

As of the July 1, 2009 actuarial valuation date, the unit credit actuarial cost method was used. The actuarial assumptions include a 4% discount rate based on the County's funding policy. The projected annual medical trend rate is 10%.

Mortality rates are from the RP-2000 Combined Mortality Table, applied on a gender-specific basis. Annual retirement and termination probabilities were developed from the retirement probabilities from the IPERS Actuarial Report as of June 30, 2007 and applying the termination factors used in the IPERS Actuarial Report as of June 30, 2007.

Projected claim costs of the medical plan are \$513 per month for retirees less than age 65. The salary increase rate was assumed to be 3% per year. The UAAL is being amortized as a level percentage of projected payroll expense on an open basis over 30 years.

(10) Risk Management

The County is a member of the Iowa Communities Assurance Pool, as allowed by Chapter 331.301 of the Code of Iowa. The Iowa Communities Assurance Pool (Pool) is a local government risk-sharing pool whose 645 members include various governmental entities throughout the State of Iowa. The Pool was formed in August 1986 for the purpose of managing and funding third-party liability claims against its members. The Pool provides coverage and protection in the following categories: general liability, automobile liability, automobile physical damage, public officials liability, police professional liability, property, inland marine and boiler/machinery. There have been no reductions in insurance coverage from prior years.

Each member's annual casualty contributions to the Pool fund current operations and provide capital. Annual operating contributions are those amounts necessary to fund, on a cash basis, the Pool's general and administrative expenses, claims, claims expenses and reinsurance expenses due and payable in the current year, plus all or any portion of any deficiency in capital. Capital contributions are made during the first six years of membership and are maintained to equal 150 percent of the total current members' basis rates or to comply with the requirements of any applicable regulatory authority having jurisdiction over the Pool.

The Pool also provides property coverage. Members who elect such coverage make annual operating contributions which are necessary to fund, on a cash basis, the Pool's general and administrative expenses and reinsurance premiums, all of which are due and payable in the current year, plus all or any portion of any deficiency in capital. Any year-end operating surplus is transferred to capital. Deficiencies in operations are offset by transfers from capital and, if insufficient, by the subsequent year's member contributions.

The County's property and casualty contributions to the risk pool are recorded as expenditures from its operating funds at the time of payment to the risk pool. The County's contributions to the Pool for the year ended June 30, 2011 were \$ 141,276.

The Pool uses reinsurance and excess risk-sharing agreements to reduce its exposure to large losses. The Pool retains general, automobile, police professional, and public officials' liability risks up to \$350,000 per claim. Claims exceeding \$350,000 are reinsured in an amount not to exceed \$2,650,000 per claim. For members requiring specific coverage from \$3,000,000 to \$12,000,000, such excess coverage is also reinsured. Property and automobile physical damage risks are retained by the Pool up to \$150,000 each occurrence, each location, with excess coverage reinsured by the Travelers Insurance Company.

The Pool's intergovernmental contract with its members provides that in the event a casualty claim or series of claims exceeds the amount of risk-sharing protection provided by the member's risk-sharing certificate, or in the event a series of casualty claims exhausts total members' equity plus any reinsurance and any excess risk-sharing recoveries, then payment of such claims shall be the obligation of the respective individual member. The County does not report a liability for losses in excess of reinsurance or excess risk-sharing recoveries unless it is deemed probable such losses have occurred and the amount of such loss can be reasonably estimated. Accordingly, at June 30, 2011, no liability has been recorded in the County's financial statements. As of June 30, 2011, settled claims have not exceeded the risk pool or reinsurance coverage since the Pool's inception.

Members agree to continue membership in the Pool for a period of not less than one full year. After such period, a member who has given 60 days prior written notice may withdraw from the Pool. Upon withdrawal, payments for all casualty claims and claim expenses become the sole responsibility of the withdrawing member, regardless of whether a claim was incurred or reported prior to the member's withdrawal. Members withdrawing within the first six years of membership may receive a partial refund of their casualty capital contributions. If a member withdraws after the sixth year, the member is refunded 100% of its casualty capital contributions. However, the refund is reduced by an amount equal to the annual casualty operating contribution which the withdrawing member would have made for the one-year period following withdrawal.

The County also carries commercial insurance purchased from other insurers for coverage associated with workers compensation and employee blanket bond in the amount of \$500,000 and \$100,000, respectively. The County assumes liability for any deductibles and claims in excess of coverage limitations. Settled claims resulting from these risks have not exceeded commercial insurance coverage in any of the past three fiscal years.

(11) Development Agreements

The County has entered into three development agreements to assist in urban renewal projects, as follows:

The County agreed to rebate 100% of the incremental property tax paid by the developer in exchange for the costs of certain improvements. The incremental property tax to be received by the County under Chapter 403.19 of the Code of Iowa from the developer will be rebated in twenty semi-annual payments beginning on December 1, 2001. During the year ended June 30, 2011, \$29,966 was rebated to the developer, K&M Lyons, Inc., with a cumulative total of \$245,041 rebated to the developer as of June 30, 2011.

The County agreed to rebate 100% of the incremental property tax paid by developers and a company organized as an Iowa limited liability company in exchange for the construction and maintenance of certain improvements. The incremental property tax to be received by the County under Chapter 403.19 of the Code of Iowa from the developers and company will be rebated in thirty semi-annual payments beginning on December 1, 2002. The total to be paid by the County under this agreement is not to exceed \$5,923,031. During the year ended June 30, 2011, \$301,917 was rebated to the company on behalf of the developers, with a cumulative total of \$1,894,523 rebated to the developers as of June 30, 2011.

The County agreed to rebate 62.26% of the incremental property tax paid by the developer in exchange for the construction of certain road, water and sanitary sewer improvements. The incremental property tax to be received by the County under Chapter 403.19 of the Code of Iowa from the developer will be rebated in twenty semi-annual payments beginning on December 1, 2003. The total to be paid by the County under this agreement is not to exceed \$300,000. During the year ended June 30, 2011, \$13,341 was rebated to the developer, with a cumulative total of \$68,968 rebated to the developer as of June 30, 2011.

(12) Financial Assurance

The County participates in an agreement with the Fremont County Landfill Commission, which was created under Chapter 28E of the Code of Iowa. The purpose of the Commission includes providing economic disposal of solid waste produced or generated within the member county and municipalities.

The County has provided a local government guarantee for a portion of the closure and postclosure care costs of the Commission in accordance with Chapter 111.6(8) of the Iowa Administrative Code. Total estimated costs for closure and postclosure care of the Commission as of June 30, 2011 are \$1,308,835 and the County's financial assurance obligation amount is \$829,713.

In the event the Commission fails to perform closure or postclosure care in accordance with the appropriate plan or permit, whenever required to do so, or fails to obtain an alternate financial assurance within 90 days of intent to cancel, the County will perform or pay a third party to perform closure and/or postclosure care or establish a standby trust fund in the name of the Commission or obtain alternate financial assurance in the amount of the assured amount.

(13) Accounting Change/Restatement

Governmental Accounting Standards Board Statement No. 54, Fund Balance Reporting and Governmental Fund Type Definitions, was implemented during the year ended June 30, 2011. The effect of fund type reclassifications is as follows:

	General Fund	Special Revenue Fund – Conservation Land Acquisition
Balances June 30, 2010, as previously reported	\$ 2,190,136	1,573
Changes in fund type classification per implementation of GASB Statement No. 54	1,573	(1,573)
Balances July 1, 2010, as restated	\$ 2,191,709	-

(14) Subsequent Event

The County had unprecedented flooding in the summer months of 2011. The flooding damaged roads, farms and houses. The impact of the flooding on the County's future tax revenue has not been determined.

Required Supplementary Information

Fremont County

Budgetary Comparison Schedule of
Receipts, Disbursements and Changes in Balances -
Budget and Actual (Cash Basis) – All Governmental Funds

Required Supplementary Information

Year ended June 30, 2011

	Actual	Less Funds not Required to be Budgeted	Net
Receipts:			
Property and other county tax	\$ 4,351,213	-	4,351,213
Interest and penalty on property tax	30,942	-	30,942
Intergovernmental	3,937,963	-	3,937,963
Licenses and permits	9,689	-	9,689
Charges for service	295,885	-	295,885
Use of money and property	113,565	-	113,565
Miscellaneous	216,752	6,673	210,079
Total receipts	<u>8,956,009</u>	<u>6,673</u>	<u>8,949,336</u>
Disbursements:			
Public safety and legal services	1,668,421	-	1,668,421
Physical health and social services	212,045	-	212,045
Mental health	940,407	-	940,407
County environment and education	723,121	10,818	712,303
Roads and transportation	3,402,253	-	3,402,253
Governmental services to residents	303,407	-	303,407
Administration	1,067,891	-	1,067,891
Non-program	340	-	340
Debt service	145,420	-	145,420
Capital projects	202,213	-	202,213
Total disbursements	<u>8,665,518</u>	<u>10,818</u>	<u>8,654,700</u>
Excess (deficiency) of receipts over (under) disbursements	290,491	(4,145)	294,636
Other financing sources, net	-	-	-
Excess (deficiency) of receipts and other financing sources over (under) disbursements and other financing uses	290,491	(4,145)	294,636
Balance beginning of year	4,256,550	69,138	4,187,412
Balance end of year	<u>\$ 4,547,041</u>	<u>64,993</u>	<u>4,482,048</u>

See accompanying independent auditor's report.

Budgeted Amounts		Final to
Original	Final	Net
		Variance
4,429,019	4,429,019	(77,806)
24,045	24,045	6,897
4,102,779	4,125,565	(187,602)
20,355	20,355	(10,666)
256,535	256,535	39,350
145,615	145,615	(32,050)
265,956	288,245	(78,166)
<u>9,244,304</u>	<u>9,289,379</u>	<u>(340,043)</u>
1,908,723	1,972,148	303,727
299,194	299,194	87,149
1,215,893	1,215,893	275,486
749,590	766,240	53,937
3,689,100	3,689,100	286,847
412,134	412,134	108,727
1,307,703	1,307,703	239,812
2,300	2,300	1,960
145,840	145,840	420
341,000	341,000	138,787
<u>10,071,477</u>	<u>10,151,552</u>	<u>1,496,852</u>
(827,173)	(862,173)	1,156,809
169,840	169,840	(169,840)
(657,333)	(692,333)	986,969
3,233,875	3,233,875	953,537
<u>2,576,542</u>	<u>2,541,542</u>	<u>1,940,506</u>

Fremont County
 Budgetary Comparison Schedule - Budget to GAAP Reconciliation
 Required Supplementary Information
 Year ended June 30, 2011

	Governmental Funds		
	Cash Basis	Accrual Adjust- ments	Modified Accrual Basis
Revenues	\$ 8,956,009	(136,644)	8,819,365
Expenditures	8,665,518	121,414	8,786,932
Net	290,491	(258,058)	32,433
Other financing sources, net	-	-	-
Beginning fund balances	4,256,550	1,336,300	5,592,850
Ending fund balances	\$ 4,547,041	1,078,242	5,625,283

See accompanying independent auditor's report.

Fremont County

Notes to Required Supplementary Information – Budgetary Reporting

June 30, 2011

This budgetary comparison is presented as Required Supplementary Information in accordance with Governmental Accounting Standards Board Statement No. 41 for governments with significant budgetary perspective differences resulting from not being able to present budgetary comparisons for the General Fund and each major Special Revenue Fund.

In accordance with the Code of Iowa, the County Board of Supervisors annually adopts a budget on the cash basis following required public notice and hearing for all funds except blended component units and Agency Funds, and appropriates the amount deemed necessary for each of the different County offices and departments. The budget may be amended during the year utilizing similar statutorily prescribed procedures. Encumbrances are not recognized on the cash basis budget and appropriations lapse at year end.

Formal and legal budgetary control is based upon ten major classes of expenditures known as functions, not by fund. These ten functions are: public safety and legal services, physical health and social services, mental health, county environment and education, roads and transportation, governmental services to residents, administration, non-program, debt service and capital projects. Function disbursements required to be budgeted include disbursements for the General Fund and the Special Revenue Funds. Although the budget document presents function disbursements by fund, the legal level of control is at the aggregated function level, not by fund. Legal budgetary control is also based upon the appropriation to each office or department. During the year, one budget amendment increased budgeted disbursements approximately \$ 80,075. The budget amendment is reflected in the final budgeted amounts.

In addition, annual budgets are similarly adopted in accordance with the Code of Iowa by the appropriate governing body as indicated: for the County Extension Office by the County Agricultural Extension Council, for the County Assessor by the County Conference Board, for the E911 System by the Joint E911 Service Board and for Emergency Management Services by the County Emergency Management Commission.

During the year ended June 30, 2011, disbursements did not exceed the amounts budgeted or the amounts appropriated.

Fremont County

Schedule of Funding Progress for the
Retiree Health Plan
(In Thousands)

Required Supplementary Information

Year Ended June 30,	Actuarial Valuation Date	Actuarial Value of Assets (a)	Actuarial Accrued Liability (AAL) (b)	Unfunded AAL (UAAL) (b - a)	Funded Ratio (a/b)	Covered Payroll (c)	UAAL as a Percentage of Covered Payroll ((b-a)/c)
2010	Jul 1, 2009	-	\$ 125	125	0.00%	\$ 2,818	4.4%
2011	Jul 1, 2009	-	125	125	0.00	2,773	4.5

See Note 9 in the accompanying Notes to Financial Statements for the plan description, funding policy, annual OPEB cost, net OPEB obligation, funded status and funding progress.

Other Supplementary Information

Fremont County
 Combining Balance Sheet
 Nonmajor Governmental Funds

June 30, 2011

	County Recorder's Records Management	County Recorder's Electronic Transaction Fee	Drainage Districts
Assets			
Cash and pooled investments	\$ 19,500	255	64,993
Receivables:			
Succeeding year property tax	-	-	-
Total assets	\$ 19,500	255	64,993
Liabilities and Fund Balances			
Liabilities:			
Deferred revenue:			
Succeeding year property tax	\$ -	-	-
Fund balances:			
Restricted for:			
Drainage warrants	-	-	64,993
Other purposes	19,500	255	-
Total fund balances	19,500	255	64,993
Total liabilities and fund balances	\$ 19,500	255	64,993

See accompanying independent auditor's report.

Special Revenue					
Tax Increment Financing Rebate	Low to Moderate Income Assistance	Resource Enhancement and Protection	County Attorney Special Law Enforcement	Sheriff Special Law Enforcement	Total
-	35,831	46,769	919	23,303	191,570
341,000	-	-	-	-	341,000
341,000	35,831	46,769	919	23,303	532,570
341,000	-	-	-	-	341,000
-	-	-	-	-	64,993
-	35,831	46,769	919	23,303	126,577
341,000	35,831	46,769	919	23,303	532,570
341,000	35,831	46,769	919	23,303	532,570

Fremont County

Combining Schedule of Revenues, Expenditures and
Changes in Fund Balances
Nonmajor Governmental Funds

Year ended June 30, 2011

	County Recorder's Records Management	County Recorder's Electronic Transaction Fee	Drainage Districts
Revenues:			
Tax increment financing	\$ -	-	-
Intergovernmental	-	-	-
Charges for service	1,578	-	-
Use of money and property	66	1	-
Miscellaneous	-	-	6,673
Total revenues	1,644	1	6,673
Expenditures:			
Operating:			
Public safety and legal services	-	-	-
County environment and education	-	-	10,818
Total expenditures	-	-	10,818
Excess (deficiency) of revenues over (under) expenditures	1,644	1	(4,145)
Other financing sources (uses):			
Operating transfers in	-	-	-
Operating transfers out	-	-	-
Total other financing sources (uses)	-	-	-
Excess (deficiency) of revenues and other financing sources over (under) expenditures and other financing uses	1,644	1	(4,145)
Fund balances beginning of year, as restated	17,856	254	69,138
Fund balances end of year	\$ 19,500	255	64,993

See accompanying independent auditor's report.

Special Revenue						
Tax Increment Financing Rebate	Low to Moderate Income Assistance	Resource Enhancement and Protection	County Attorney Special Law Enforcement	Sheriff Special Law Enforcement		Total
353,311	-	-	-	-	-	353,311
-	-	13,882	-	700	-	14,582
-	-	-	-	-	-	1,578
-	-	196	-	-	-	263
-	-	-	-	2,705	-	9,378
353,311	-	14,078	-	3,405	-	379,112
-	-	-	-	16,625	-	16,625
345,224	3,000	24,287	-	-	-	383,329
345,224	3,000	24,287	-	16,625	-	399,954
8,087	(3,000)	(10,209)	-	(13,220)	-	(20,842)
-	8,087	-	-	-	-	8,087
(8,087)	-	-	-	-	-	(8,087)
(8,087)	8,087	-	-	-	-	-
-	5,087	(10,209)	-	(13,220)	-	(20,842)
-	30,744	56,978	919	36,523	-	212,412
-	35,831	46,769	919	23,303	-	191,570

Fremont County
 Combining Schedule of Fiduciary Assets and Liabilities
 Agency Funds

June 30, 2011

	County Offices	Agricultural Extension Education	County Assessor	Schools
Assets				
Cash and pooled investments:				
County Treasurer	\$ -	2,133	144,350	77,107
Other County officials	52,956	-	-	-
Receivables:				
Property tax:				
Delinquent	-	1,014	1,669	51,054
Succeeding year	-	124,000	160,000	6,043,000
Accounts	25	-	63	-
Drainage assessments	-	-	-	-
Prepaid items	-	-	296	-
Total assets	\$ 52,981	127,147	306,378	6,171,161
Liabilities				
Accounts payable	\$ -	-	112	-
Salaries and benefits payable	-	-	7,583	-
Due to other governments	7,976	127,147	257,556	6,171,161
Trusts payable	45,005	-	-	-
Compensated absences	-	-	41,127	-
Total liabilities	\$ 52,981	127,147	306,378	6,171,161

See accompanying independent auditor's report.

Community Colleges	Corporations	Townships	Auto License and Use Tax	Drainage Districts	Other	Total
4,145	17,723	2,231	172,715	625,114	162,862	1,208,380
-	-	-	-	-	-	52,956
2,740	18,613	1,395	-	-	12	76,497
344,000	1,684,000	191,000	-	-	1,000	8,547,000
-	-	-	-	-	856	944
-	-	-	-	266	-	266
-	-	-	-	-	2,361	2,657
350,885	1,720,336	194,626	172,715	625,380	167,091	9,888,700
-	-	-	-	-	2,501	2,613
-	-	-	-	-	909	8,492
350,885	1,720,336	194,626	172,715	625,380	163,681	9,791,463
-	-	-	-	-	-	45,005
-	-	-	-	-	-	41,127
350,885	1,720,336	194,626	172,715	625,380	167,091	9,888,700

Fremont County

Combining Schedule of Changes in Fiduciary Assets and Liabilities
Agency Funds

Year ended June 30, 2011

Assets and Liabilities	County Offices	Agricultural Extension Education	County Assessor	Schools
Balances beginning of year	\$ 18,764	122,022	347,813	6,183,637
Additions:				
Property and other county tax	-	124,323	159,683	6,044,760
E911 surcharge	-	-	-	-
State tax credits	-	5,136	8,466	259,308
Drivers license fees	-	-	-	-
Office fees and collections	174,576	-	-	-
Electronic transaction fees	-	-	-	-
Auto licenses, use tax and postage	-	-	-	-
Assessments	-	-	-	-
Trusts	158,794	-	-	-
Miscellaneous	3,430	-	1,666	-
Total additions	<u>336,800</u>	<u>129,459</u>	<u>169,815</u>	<u>6,304,068</u>
Deductions:				
Agency remittances:				
To other funds	99,150	-	-	-
To other governments	74,736	124,334	211,250	6,316,544
Trusts paid out	128,697	-	-	-
Total deductions	<u>302,583</u>	<u>124,334</u>	<u>211,250</u>	<u>6,316,544</u>
Balances end of year	<u>\$ 52,981</u>	<u>127,147</u>	<u>306,378</u>	<u>6,171,161</u>

See accompanying independent auditor's report.

Community Colleges	Corpora- tions	Townships	Auto License and Use Tax	Drainage Districts	Other	Total
334,234	1,591,642	184,458	163,472	586,858	165,897	9,698,797
343,712	1,653,342	192,496	-	-	1,351	8,519,667
-	-	-	-	-	42,538	42,538
13,880	54,626	7,665	-	-	58	349,139
-	-	-	30,021	-	-	30,021
-	-	-	-	-	470	175,046
-	-	-	-	-	4,680	4,680
-	-	-	2,334,220	-	271	2,334,491
-	-	-	-	133,337	-	133,337
-	-	-	-	-	155,560	314,354
-	113	-	-	49,015	62,198	116,422
357,592	1,708,081	200,161	2,364,241	182,352	267,126	12,019,695
-	-	-	100,389	-	-	199,539
340,941	1,579,387	189,993	2,254,609	143,830	136,141	11,371,765
-	-	-	-	-	129,791	258,488
340,941	1,579,387	189,993	2,354,998	143,830	265,932	11,829,792
350,885	1,720,336	194,626	172,715	625,380	167,091	9,888,700

Fremont County

Schedule of Revenues By Source and Expenditures By Function -
All Governmental Funds

For the Last Ten Years

	2011	2010	2009	2008
Revenues:				
Property and other county tax	\$ 3,502,764	3,207,927	2,891,750	2,796,186
Local option sales tax	340,242	276,560	298,869	354,818
Hotel/motel tax	109,190	104,837	136,810	125,265
Tax increment financing	353,311	331,228	294,230	287,926
Interest and penalty on property tax	31,395	36,418	34,779	32,132
Intergovernmental	3,954,807	3,943,988	3,609,589	3,441,598
Licenses and permits	10,014	14,384	21,737	13,748
Charges for service	294,739	297,077	281,712	245,832
Use of money and property	109,033	143,749	200,421	273,144
Fines, forfeitures and defaults		-	-	-
Miscellaneous	113,870	242,230	334,715	288,346
Total	\$ 8,819,365	8,598,398	8,104,612	7,858,995
Expenditures:				
Operating:				
Public safety and legal services	\$ 1,678,496	1,632,171	1,577,670	1,589,735
Physical health and social services	232,310	225,919	173,847	173,261
Mental health	986,080	1,031,039	1,094,904	1,131,939
County environment and education	686,860	709,649	592,200	798,325
Roads and transportation	3,482,456	3,303,655	3,540,488	3,081,546
Governmental services to residents	304,531	305,626	311,891	308,794
Administration	1,072,083	966,078	931,847	949,115
Non-program	-	-	5,750	-
Capital projects	198,276	214,622	181,268	197,167
Debt service	145,840	144,740	143,445	133,296
Total	\$ 8,786,932	8,533,499	8,553,310	8,363,178

See accompanying independent auditor's report.

Modified Accrual Basis					
2007	2006	2005	2004	2003	2002
2,954,419	2,896,357	2,980,737	2,958,560	2,853,150	2,839,580
366,556	320,013	301,586	309,600	263,615	262,321
-	-	-	-	-	-
249,628	226,431	246,880	193,882	54,396	13,267
32,363	36,374	31,149	29,109	30,180	42,073
3,803,528	3,569,818	3,355,608	3,475,783	3,389,112	3,385,309
11,085	15,238	13,932	18,424	12,918	16,480
266,114	267,302	282,084	296,107	262,914	251,277
295,786	198,819	144,583	147,749	194,678	293,588
-	-	-	-	-	10,279
70,275	89,066	65,073	125,355	70,817	101,458
8,049,754	7,619,418	7,421,632	7,554,569	7,131,780	7,215,632
1,440,145	1,541,422	1,490,027	1,429,674	1,325,858	1,310,069
160,364	151,511	156,665	132,073	191,449	258,101
1,148,688	1,076,418	1,011,944	995,212	964,931	1,028,632
569,297	544,600	600,397	478,330	350,949	229,525
2,847,459	3,132,924	4,048,002	3,974,302	2,851,143	2,731,905
283,362	394,944	331,275	279,894	269,407	274,750
904,719	894,836	814,262	746,481	834,924	785,010
-	540	1,015	215	7,660	16,999
141,305	284,134	45,766	226,211	565,510	394,194
-	-	-	-	-	-
7,495,339	8,021,329	8,499,353	8,262,392	7,361,831	7,029,185

**Independent Auditor's Report on Internal Control
over Financial Reporting and on Compliance and Other Matters
Based on an Audit of Financial Statements Performed in Accordance with
Government Auditing Standards**



OFFICE OF AUDITOR OF STATE
STATE OF IOWA

David A. Vaudt, CPA
Auditor of State

State Capitol Building
Des Moines, Iowa 50319-0004

Telephone (515) 281-5834 Facsimile (515) 242-6134

Independent Auditor's Report on Internal Control
over Financial Reporting and on Compliance and Other Matters
Based on an Audit of Financial Statements Performed in Accordance with
Government Auditing Standards

To the Officials of Fremont County:

We have audited the accompanying financial statements of the governmental activities, each major fund and the aggregate remaining fund information of Fremont County, Iowa, as of and for the year ended June 30, 2011, which collectively comprise the County's basic financial statements listed in the table of contents, and have issued our report thereon dated April 23, 2012. We conducted our audit in accordance with U.S. generally accepted auditing standards and the standards applicable to financial audits contained in Government Auditing Standards, issued by the Comptroller General of the United States.

Internal Control Over Financial Reporting

Management of Fremont County is responsible for establishing and maintaining effective internal control over financial reporting. In planning and performing our audit, we considered Fremont County's internal control over financial reporting as a basis for designing our auditing procedures for the purpose of expressing our opinions on the financial statements, but not for the purpose of expressing our opinion on the effectiveness of Fremont County's internal control over financial reporting. Accordingly, we do not express an opinion on the effectiveness of Fremont's County's internal control over financial reporting.

Our consideration of internal control over financial reporting was for the limited purpose described in the preceding paragraph and was not designed to identify all deficiencies in internal control over financial reporting that might be significant deficiencies or material weaknesses and, therefore, there can be no assurance all deficiencies, significant deficiencies or material weaknesses have been identified. However, as described in the accompanying Schedule of Findings, we identified certain deficiencies in internal control over financial reporting we consider to be material weaknesses and other deficiencies we consider to be significant deficiencies.

A deficiency in internal control exists when the design or operation of the control does not allow management or employees, in the normal course of performing their assigned functions, to prevent or detect and correct misstatements on a timely basis. A material weakness is a deficiency, or a combination of deficiencies, in internal control such that there is a reasonable possibility a material misstatement of the County's financial statements will not be prevented or detected and corrected on a timely basis. We consider the deficiencies in internal control described in the accompanying Schedule of Findings as items (A) through (C) to be material weaknesses.

A significant deficiency is a deficiency, or a combination of deficiencies, in internal control which is less severe than a material weakness, yet important enough to merit attention by those charged with governance. We consider the deficiencies described in the accompanying Schedule of Findings as items (D) and (E) to be significant deficiencies.

Compliance and Other Matters

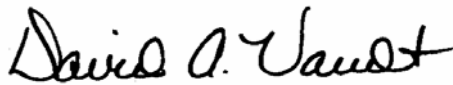
As part of obtaining reasonable assurance about whether Fremont County's financial statements are free of material misstatement, we performed tests of its compliance with certain provisions of laws, regulations, contracts and grant agreements, non-compliance with which could have a direct and material effect on the determination of financial statement amounts. However, providing an opinion on compliance with those provisions was not an objective of our audit and, accordingly, we do not express such an opinion. The results of our tests disclosed no instances of non-compliance or other matters that are required to be reported under Government Auditing Standards. However, we noted certain immaterial instances of non-compliance or other matters which are described in the accompanying Schedule of Findings.

Comments involving statutory and other legal matters about the County's operations for the year ended June 30, 2011 are based exclusively on knowledge obtained from procedures performed during our audit of the financial statements of the County. Since our audit was based on tests and samples, not all transactions that might have had an impact on the comments were necessarily audited. The comments involving statutory and other legal matters are not intended to constitute legal interpretations of those statutes.


Fremont County's responses to the findings identified in our audit are described in the accompanying Schedule of Findings. While we have expressed our conclusions on the County's responses, we did not audit Fremont County's responses and, accordingly, we express no opinion on them.

This report, a public record by law, is intended solely for the information and use of the officials, employees and citizens of Fremont County and other parties to whom Fremont County may report. This report is not intended to be and should not be used by anyone other than these specified parties.

We would like to acknowledge the many courtesies and assistance extended to us by personnel of Fremont County during the course of our audit. Should you have any questions concerning any of the above matters, we shall be pleased to discuss them with you at your convenience.



DAVID A. VAUDT, CPA
Auditor of State



WARREN G. JENKINS, CPA
Chief Deputy Auditor of State

April 23, 2012

Fremont County
Schedule of Findings
Year ended June 30, 2011

Findings Related to the Financial Statements:

INTERNAL CONTROL DEFICIENCIES:

- (A) Segregation of Duties - During our review of internal control, the existing procedures are evaluated in order to determine incompatible duties, from a control standpoint, are not performed by the same employee. This segregation of duties helps to prevent losses from employee error or dishonesty and, therefore, maximizes the accuracy of the County's financial statements. Generally, one or more individuals in the Treasurer's office have control over the following areas for which no compensating controls exist:
- (1) Treasurer receipts – collecting, recording and posting receipts along with maintaining receivable records.
 - (2) Investments – investing, custody and accounting.
 - (3) Bank accounts are not reconciled at the end of each month by an individual who does not sign checks, handle or record cash.
 - (4) One individual in the County Treasurer's office has custody of the change fund and can handle more than one fund, along with other cash receipts, and can also collect and reconcile receipts.

Recommendation – We realize segregation of duties is difficult with a limited number of employees. However, each official should review the operating procedures of their office to obtain the maximum internal control possible under the circumstances. The official should utilize current personnel or other elected officials to provide additional control through review of financial transactions, reconciliations and reports.

Response –

- (1) Employees take turns in collecting mail. The Treasurer opens the mail and records in a spreadsheet including name, bank, amount and check number. All employees enter receipts. I have established a rotation schedule for reconciling and daily balancing.
- (2) A request for interest quotes is emailed to all banks by a tax deputy (rotated). A quote sheet is prepared for the Treasurer's approval. Only the Treasurer can cash or purchase investments. Spreadsheets are prepared for individual investments by tax deputies(rotated).
- (3) All employees are needed to sign checks, handle or record cash to serve the customers.
- (4) All employees are trained in each division of the office. We rotate daily balancing. To serve our customers, all must handle and receipt money received.

Fremont County

Schedule of Findings

Year ended June 30, 2011

Conclusion – Response acknowledged. Segregation of duties helps prevent losses from employee error or dishonesty and, therefore, maximizes the accuracy of the County’s financial statements.

- (B) Financial Reporting – During the audit, we identified material amounts of receivables not recorded in the County’s financial statements. In addition, two assets were improperly valued and one asset purchased in a prior year had not previously been included in the capital asset records. Adjustments were subsequently made by the County to properly reflect these amounts.

Recommendation – The County should implement procedures to ensure all receivables are identified and capital assets are properly valued and included in the County’s financial statements.

Response – We will review our current procedures to ensure the proper amounts are recorded in the financial statements in the future.

Conclusion – Response accepted.

- (C) County Conservation - The County does not have a policy for employees who have other jobs which could result in a conflict of interest with the employee’s job responsibilities with the County.

Annual golf course membership fees are not reconciled with a listing of golf course members and are not reconciled to deposits with the County Treasurer’s Office.

Recommendation – The County should establish a policy concerning employees having other jobs which could result in a conflict of interest with the employee’s job responsibilities with the County.

Annual golf course membership fees should be reconciled with a listing of golf course members and all collections should be traced to deposits with the County Treasurer’s Office. This reconciliation should be reviewed by an independent person.

Response – The Board of Supervisors will be encouraged to establish a policy to address employees having other jobs which could result in a conflict of interest with the employee’s job responsibilities with the County.

We are looking into performing a monthly reconciliation of golf course fees to deposits.

Conclusion – Response accepted.

Fremont County
Schedule of Findings
Year ended June 30, 2011

- (D) County Assessor Timesheets – Certain salaried personnel do not prepare and file timesheets.

Recommendation – Timesheets should be prepared by all personnel, salaried as well as hourly, and the timesheets should be submitted to the County Assessor's Office prior to the processing of payroll each pay period. The timesheets should be signed by the employee and should be reviewed and signed by the employee's immediate supervisor prior to submission. The timesheets should support all hours worked and taken as vacation, sick leave, compensatory time, holiday hours and personal days. For internal control, as well as for potential legal claims (payroll dispute/grievance), timesheets would provide an accurate record of hours worked.

Response – We are a small office of three salaried employees. There are no timesheets, but there are accurate time records for all three employees. I keep official records for all employees documenting time worked and time off.

Conclusion – Response acknowledged. Timesheets should be completed and signed by all employees.

- (E) Credit Card Policy – The Sheriff maintains a personal credit card which is billed to the County as a County credit card. The County does not have a written policy identifying who has credit cards, employees authorized to use credit cards, authorized credit limits or items which can be purchased with County issued credit cards.

Recommendation – If the Board determines employees need a County credit card, the credit card should be issued in the name of the County.

Also, the Board should adopt a written policy governing the use of County owned credit cards. The policy should specify the individuals who are authorized to use the cards, the types of purchases allowed, appropriate documentation for purchases and credit limits. The Board policy should explicitly prohibit the use of County owned credit cards for personal expenses.

Response – The County addressed credit card purchases in the County's Employee Handbook, effective July 1, 2005. The County realizes it would benefit the County if it had a County credit card to pay for purchases or expenditures.

Conclusion – Response acknowledged. The credit card policy should be amended to include the individuals allowed to use the credit cards, allowable purchases, appropriate documentation for payment and credit limits. The County should strictly enforce the policy. County credit cards should not be issued to an employee as a personal credit card billed to the County.

INSTANCES OF NON-COMPLIANCE:

No matters were noted.

Fremont County
Schedule of Findings
Year ended June 30, 2011

Other Findings Related to Required Statutory Reporting:

- (1) Certified Budget – Disbursements during the year ended June 30, 2011 did not exceed the amounts budgeted.
- (2) Questionable Expenditures – No expenditures we believe may not meet the requirements of public purpose as defined in an Attorney General’s opinion dated April 25, 1979 were noted.
- (3) Travel Expense – No expenditures of County money for travel expenses of spouses of County officials or employees were noted.
- (4) Business Transactions – Business transactions between the County and County officials or employees are detailed as follows:

Name, Title and Business Connection	Transaction Description	Amount
Henneman Lawn Service/Snow Removal, owner is the son of Nancy Henneman, Mental Health Department secretary	Custodial, repair and maintenance	\$ 1,915

In accordance with Chapter 331.342(2) of the Code of Iowa, the transactions with Henneman Lawn Service/Snow Removal do not appear to represent a conflict of interest since Nancy Henneman’s remuneration of employment is not directly affected as a result of the contract and her duties of employment did not directly involve the procurement or preparation of any part of the contract.

- (5) Bond Coverage – Surety bond coverage of County officials and employees is in accordance with statutory provisions. The amount of coverage should be reviewed annually to ensure the coverage is adequate for current operations.
- (6) Board Minutes – No transactions were found that we believe should have been approved in the Board minutes but were not.
- (7) Deposits and Investments – No instances of non-compliance with the deposit and investment provisions of Chapters 12B and 12C of the Code of Iowa and the County’s investment policy were noted.
- (8) Resource Enhancement and Protection Certification – The County properly dedicated property tax revenue to conservation purposes as required by Chapter 455A.19(1)(b) of the Code of Iowa in order to receive the additional REAP funds allocated in accordance with subsections (b)(2) and (b)(3).
- (9) County Extension Office – The County Extension Office is operated under the authority of Chapter 176A of the Code of Iowa and serves as an agency of the State of Iowa. This fund is administered by an Extension Council separate and distinct from County operations and, consequently, is not included in Exhibits A or B.

Disbursements during the year ended June 30, 2010 for the County Extension Office did not exceed the amount budgeted.

Fremont County

Schedule of Findings

Year ended June 30, 2011

- (10) Special Appraiser's Fund – Chapter 441.50 of the Code of Iowa states, in part, "The conference board shall have power to employ appraisers or other technical or expert help to assist in the valuation of property, The conference board may certify for levy annually an amount not to exceed forty and one-half cents per thousand dollars of assessed value of taxable property for the purpose of establishing a special appraiser's fund, to be used only for such purposes."

The Conference Board paid for a vehicle from the Special Appraiser's Fund. This does not appear to be an appropriate use of this fund.

Recommendation – The Conference Board should reimburse the Special Appraiser's Fund from the Assessment Expense Fund.

Response – A vehicle is a necessary tool for listing and inspecting properties for an accurate value. I will discuss this with the County Attorney.

Conclusion – Response acknowledged. The purchase of a vehicle does not appear to be an appropriate use of the Special Appraiser's Fund. The Conference Board should reimburse the Special Appraiser's Fund from the Assessment Expense Fund.

- (11) Emergency Management Commission Budget – The disbursements from the Emergency Management Commission Fund exceeded the amount budgeted.

Recommendation – The budget should have been amended in accordance with Chapter 24.9 of the Code of Iowa before disbursements were allowed to exceed the budget.

Response – The problem has been identified and corrective action has been taken so that it does not occur again.

Conclusion – Response accepted.

Fremont County

Staff

This audit was performed by:

Ernest H. Ruben Jr., CPA, Manager
Karen J. Kibbe, Senior Auditor II
Kassi D. Adams, Assistant Auditor
Russell G. Jordan, CPA, Assistant Auditor
Gwendolyn R. Kingsbury, Assistant Auditor
Brooke A. Lytle, Assistant Auditor
Brandon J. Vogel, Assistant Auditor

A handwritten signature in black ink that reads "Andrew E. Nielsen". The signature is written in a cursive style with a large, prominent initial "A".

Andrew E. Nielsen, CPA
Deputy Auditor of State